



# ATHENIAN SHIPBROKERS S.A.

107-109, Vas. Pavlou Str., GR 166 73, Voula, Athens, Greece

Tel: +30 210 9659700 - Fax: +30 210 8996040

Email S & P : [athenian@atheniansa.gr](mailto:athenian@atheniansa.gr)

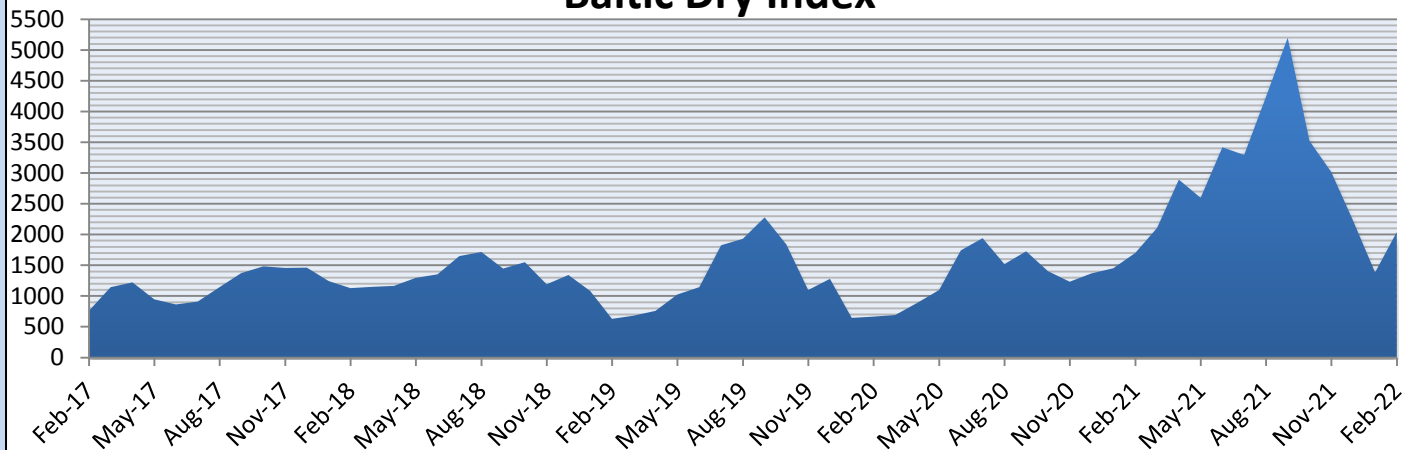
Email Chartering : [chartering@atheniansa.gr](mailto:chartering@atheniansa.gr)

[www.atheniansa.gr](http://www.atheniansa.gr)

**FEB 2022**

## MONTHLY REPORT

### Baltic Dry Index



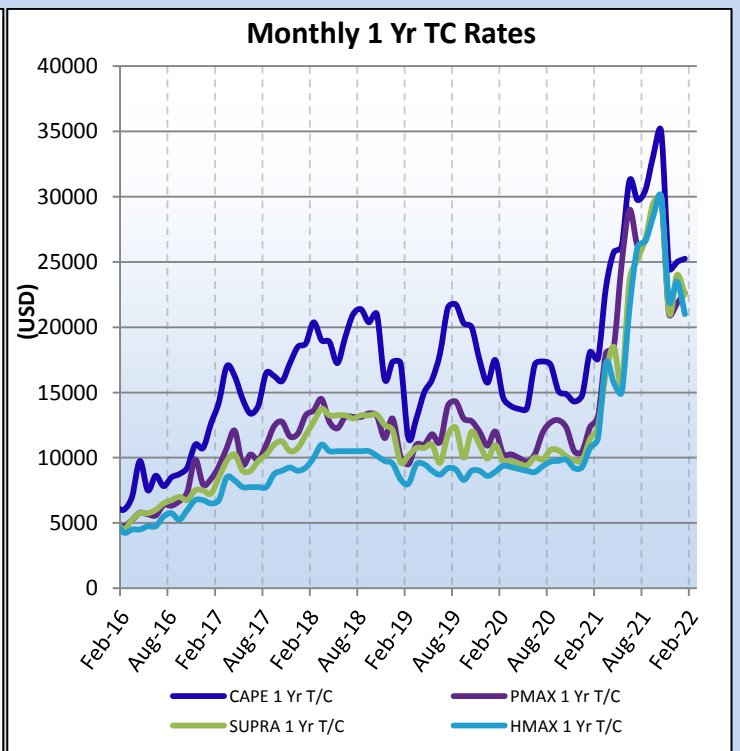
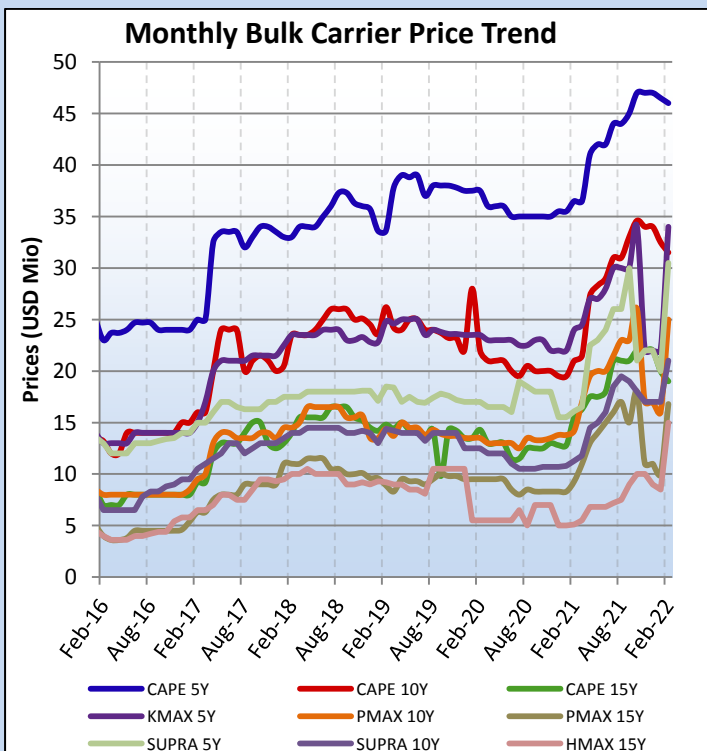
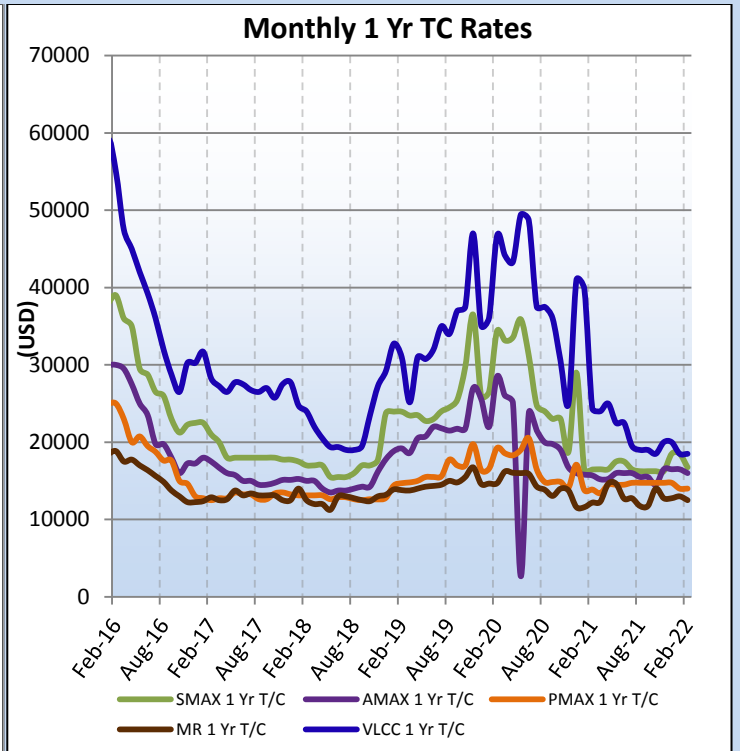
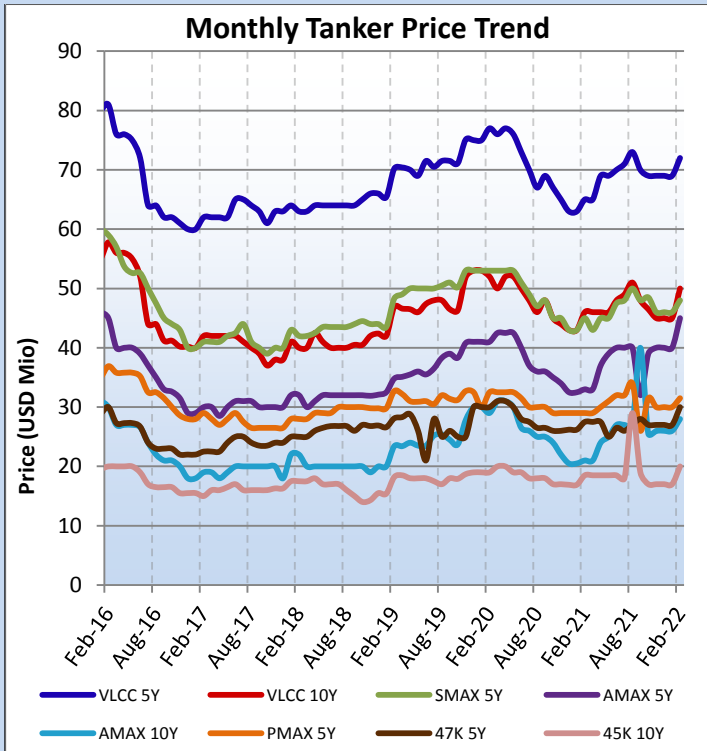
### PRICES TANKERS (\$ MIO)

* Prices reflect Year's End	2016	2017	2018	2019	2020	2021	FEB 22
<b>VLCC 5Y</b>	60	64	63	75	63	69	69.5
<b>VLCC 10Y</b>	40	41	40	53	43	45	47
<b>SUEZMAX 5Y</b>	40	43	42	53	42	46	46.5
<b>AFRAMAX 5Y</b>	29	32	32	41	42.5	40	44.5
<b>AFRAMAX 10Y</b>	18	22	22	30	28.3	26	27
<b>PANAMAX 5Y</b>	28	28	28	30	29.5	30	33
<b>51K 5Y</b>	22	25	27.5	30	26.5	27	29.5
<b>47K 10Y</b>	15.5	17.5	16.5	19	17.5	17	18.5

### PRICES BULKERS (\$ MIO)

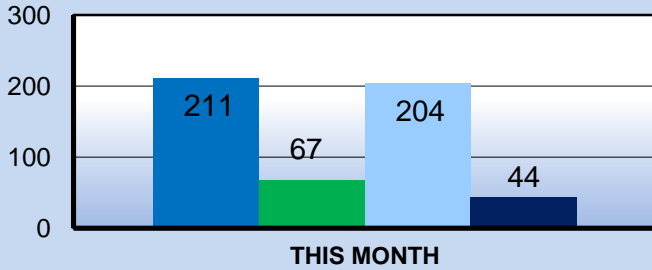
* Prices reflect Year's End	2016	2017	2018	2019	2020	2021	FEB 22
<b>CAPE SIZE 5Y</b>	24	33	33	37.5	35.3	46.5	46
<b>CAPE SIZE 10Y</b>	15	20.5	23.5	22	19	32.5	31
<b>CAPE SIZE 15Y</b>	8	13	14	13.5	12	20	20.5
<b>KAMSARMAX 5Y</b>	14	22.5	23.5	23.5	21.8	32	34
<b>KAMSARMAX 10Y</b>	8.5	14.5	14.5	13.5	13.5	22	25
<b>PANAMAX 15Y</b>	5.4	11	9	9.5	8.8	16	16.5
<b>PANAMAX 20Y</b>	3.6	6.5	6.5	6	5.7	10	11
<b>ULTRAMAX 5Y</b>	14	17.5	18	17	17.3	29	32
<b>SUPRAMAX 10Y</b>	9.5	13.5	14	12.5	10.5	20	21.5
<b>HANDYMAX 5Y</b>	12.2	14.3	15	16.7	14.5	24	27
<b>HANDYMAX 10Y</b>	7	10.5	11.8	9.2	8.7	17	18

**SECOND HAND SALES & CHARTER FIXTURE TRENDS**

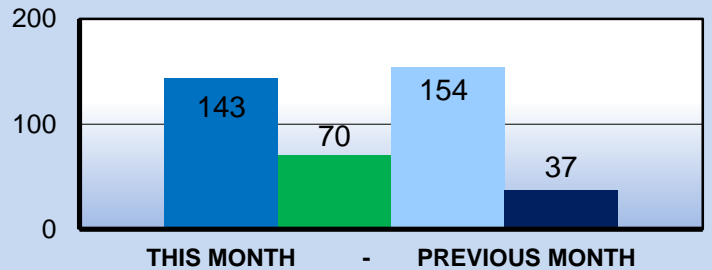
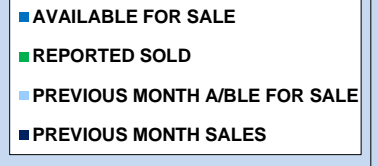


## SECOND HAND TONNAGE MARKET

### S&P Activity Dry (>5,000 Dwt)



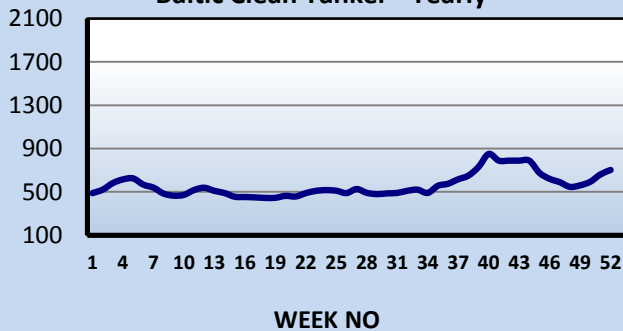
### S&P Activity Tankers (>5,000 Dwt)



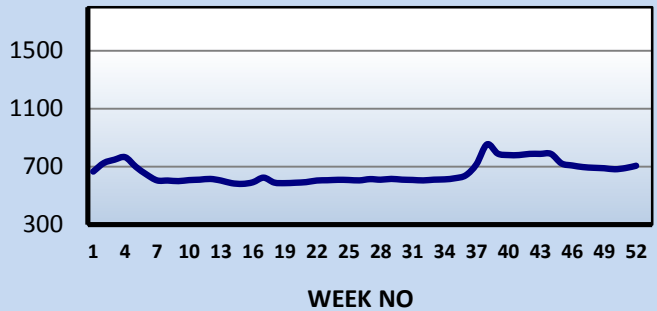
*\* Excluding demolition sales*

Ship Type	Sale and Purchase Market							Total
	Sep-21	Oct-21	Nov-21	Dec-21	Jan-22	Feb-22		
<b>BULK</b>	114	83	40	66	67	65	435	
<b>TANK</b>	27	53	37	47	70	28	262	
<b>GAS</b>	3	7	3	4	17	8	42	
<b>CONT</b>	11	24	13	15	18	30	111	
<b>TWEEN/MPP</b>	0	0	0	0	0	0	0	
<b>REEF</b>	0	0	0	0	0	0	0	
<b>RORO</b>	0	0	2	3	3	1	9	
<b>FERRY</b>	1	0	0	0	0	1	2	
<b>CRUISE</b>	0	0	0	0	0	1	1	
<b>Total</b>	<b>152</b>	<b>167</b>	<b>95</b>	<b>135</b>	<b>175</b>	<b>134</b>	<b>862</b>	

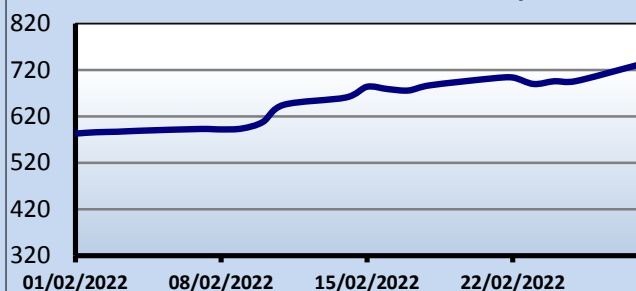
**Baltic Clean Tanker - Yearly**



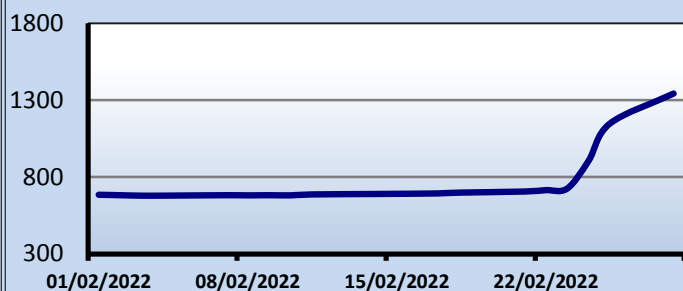
**Baltic Dirty Tanker - Yearly**



Baltic Clean Tanker - Monthly



Baltic Dirty Tanker - Monthly

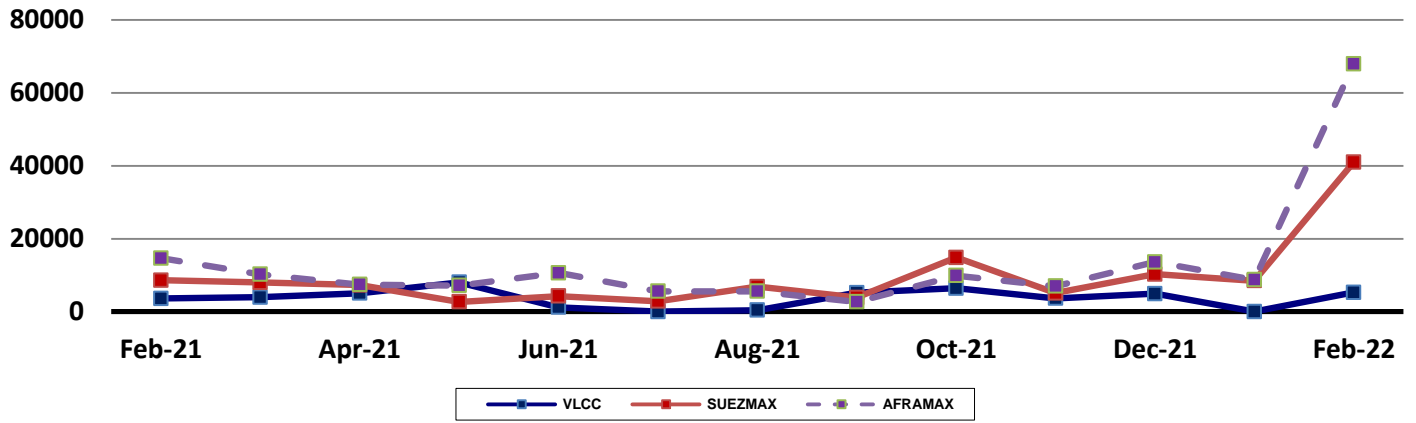
**TANKER SALES**

<i>NAME</i>	<i>DWT</i>	<i>BLT</i>		<i>PRICE \$ (MIO)</i>	<i>BUYER</i>
<b>GUNDALA</b>	<b>107127</b>	<b>2003</b>	<b>JAPAN</b>	<b>11.7</b>	<b>CHINESE BUYERS</b>
<b>EASTERN LIBERTY</b>	<b>8857</b>	<b>2002</b>	<b>JAPAN</b>	<b>3.6</b>	<b>INDONESIAN BUYERS</b>
<b>SUPER EMERALD</b>	<b>50346</b>	<b>2005</b>	<b>KOREA</b>	<b>10</b>	<b>MIDDLE EAST BUYERS</b>
<b>GLIFA</b>	<b>109229</b>	<b>2005</b>	<b>CHINA</b>	<b>14.75</b>	<b>INDONESIAN BUYERS</b>
<b>CELSIUS MONACO</b>	<b>19999</b>	<b>2005</b>	<b>JAPAN</b>	<b>7.75</b>	<b>KOREAN BUYERS</b>
<b>TEAM HAWK</b>	<b>25385</b>	<b>2008</b>	<b>KOREA</b>	<b>9</b>	<b>UNDISCLOSED</b>
<b>TEAM FALCON</b>	<b>25419</b>	<b>2009</b>	<b>KOREA</b>	<b>9</b>	<b>UNDISCLOSED</b>
<b>TEAM OSPREY</b>	<b>25432</b>	<b>2009</b>	<b>KOREA</b>	<b>9</b>	<b>UNDISCLOSED</b>
<b>ATHENIAN SUCCESS</b>	<b>289996</b>	<b>2010</b>	<b>KOREA</b>	<b>42.5</b>	<b>S.KOREA BUYERS</b>
<b>SUMMER</b>	<b>13023</b>	<b>2009</b>	<b>KOREA</b>	<b>-</b>	<b>UNDISCLOSED</b>
<b>RED EAGLE</b>	<b>74997</b>	<b>2011</b>	<b>KOREA</b>	<b>-</b>	<b>INTERNATIONAL SEAWAYS</b>
<b>ARCTOS</b>	<b>49999</b>	<b>2018</b>	<b>KOREA</b>	<b>34</b>	<b>UNDISCLOSED</b>
<b>AQUILA L</b>	<b>49999</b>	<b>2018</b>	<b>KOREA</b>	<b>34</b>	<b>UNDISCLOSED</b>
<b>HYUNDAI VIETNAM S501</b>	<b>50000</b>	<b>2022</b>	<b>VIETNAM</b>	<b>36.8</b>	<b>NORDEN</b>
<b>HYUNDAI VIETNAM S502</b>	<b>50000</b>	<b>2022</b>	<b>VIETNAM</b>	<b>36.8</b>	<b>NORDEN</b>
<b>TAURUS SUN</b>	<b>115557</b>	<b>2007</b>	<b>JAPAN</b>	<b>17.2</b>	<b>WESTPORT TANKERS</b>
<b>BERGITTA</b>	<b>105827</b>	<b>2007</b>	<b>JAPAN</b>	<b>16.5</b>	<b>UNDISCLOSED</b>
<b>ALPINE MAYA</b>	<b>51501</b>	<b>2010</b>	<b>KOREA</b>	<b>16.5</b>	<b>ADHART SHIPPING</b>
<b>RED EAGLE</b>	<b>74997</b>	<b>2011</b>	<b>KOREA</b>	<b>19.5</b>	<b>INTERNATIONAL SEAWAYS</b>
<b>STI DUCHESSA</b>	<b>49990</b>	<b>2014</b>	<b>KOREA</b>	<b>23.5</b>	<b>PERTAMINA</b>
<b>ZANTORO</b>	<b>109647</b>	<b>2006</b>	<b>CHINA</b>	<b>13</b>	<b>UNDISCLOSED</b>
<b>JUPITER EXPRESS</b>	<b>45950</b>	<b>2012</b>	<b>JAPAN</b>	<b>18.5</b>	<b>UNDISCLOSED</b>
<b>T PROGRESS</b>	<b>305795</b>	<b>2002</b>	<b>KOREA</b>	<b>28</b>	<b>UNDISCLOSED</b>
<b>ERVIKEN</b>	<b>152146</b>	<b>2004</b>	<b>KOREA</b>	<b>15</b>	<b>GREEK BUYERS</b>
<b>RINEIA</b>	<b>159106</b>	<b>2004</b>	<b>KOREA</b>	<b>18.2</b>	<b>MIDDLE EAST BUYERS</b>
<b>NORD SNOW QUEEN</b>	<b>38289</b>	<b>2008</b>	<b>CHINA</b>	<b>9.5</b>	<b>UNDISCLOSED</b>
<b>PHOENIX HOPE</b>	<b>105585</b>	<b>2008</b>	<b>KOREA</b>	<b>18.25</b>	<b>CHEMNAV SHIPMANAGEMENT</b>
<b>ORANGE STARS</b>	<b>115756</b>	<b>2011</b>	<b>KOREA</b>	<b>28.5</b>	<b>UNDISCLOSED</b>

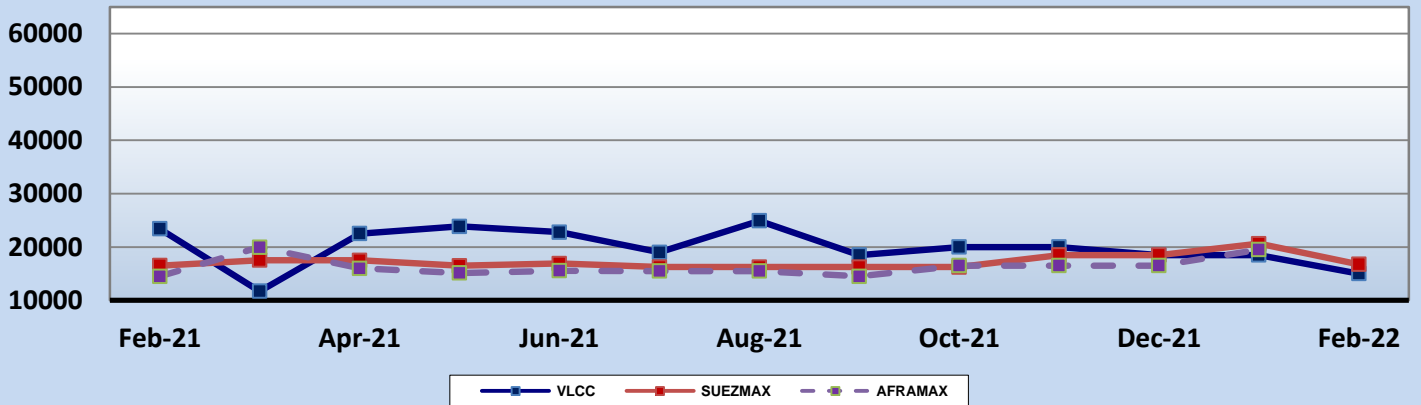
**GAS SALES**

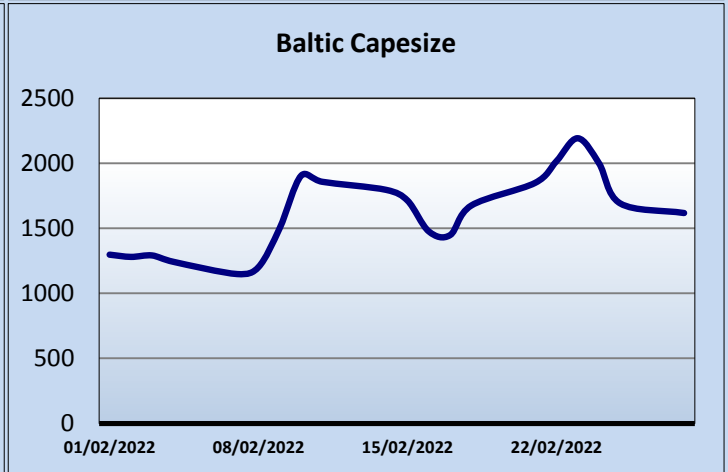
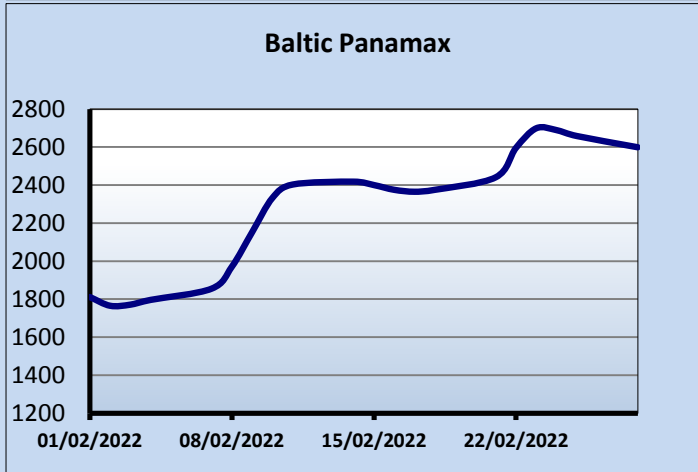
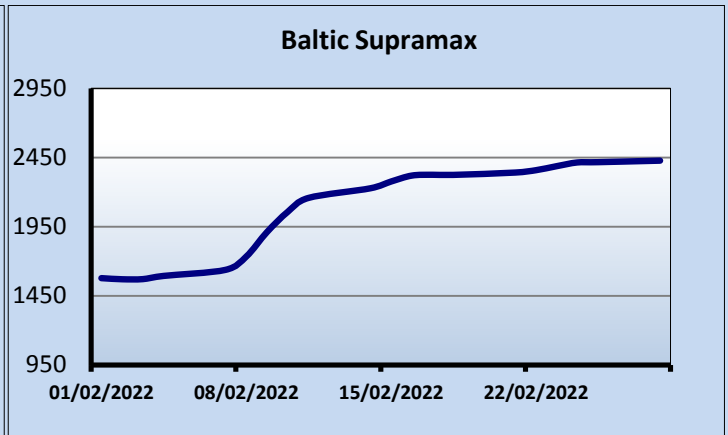
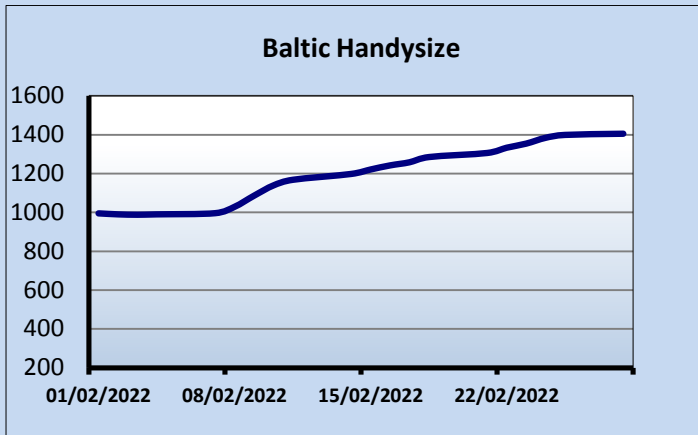
<i>NAME</i>	<i>DWT</i>	<i>BLT</i>		<i>CBM</i>	<i>PRICE \$ (MIO)</i>	<i>BUYER</i>
<b>VENTURE GAS</b>	<b>49701</b>	<b>1990</b>	<b>JAPAN</b>	<b>73879</b>	<b>20</b>	<b>UAE BUYERS</b>
<b>GLOBAL ENERGY</b>	<b>34800</b>	<b>2006</b>	<b>FRANCE</b>	<b>73010</b>	<b>-</b>	<b>ASIAN BUYERS</b>
<b>LNG UNITY</b>	<b>86385</b>	<b>2006</b>	<b>FRANCE</b>	<b>86385</b>	<b>-</b>	<b>KARPOWERSHIP</b>
<b>STRAITS STAR</b>	<b>6825</b>	<b>2018</b>	<b>JAPAN</b>	<b>7545</b>		<b>LINO SINGAPORE</b>
<b>BW TRADER</b>	<b>53151</b>	<b>2006</b>	<b>KOREA</b>	<b>77058</b>	<b>43.5</b>	<b>FORESIGHT</b>
<b>GAS INSPIRATION</b>	<b>4999</b>	<b>2006</b>	<b>JAPAN</b>	<b>4918</b>	<b>9.8</b>	<b>UNDISCLOSED</b>
<b>ASTRID</b>	<b>5034</b>	<b>2010</b>	<b>JAPAN</b>	<b>4916</b>	<b>-</b>	<b>UNDISCLOSED</b>

### Spot Market - Tankers



### Period Market - Tankers 1 Year T/C



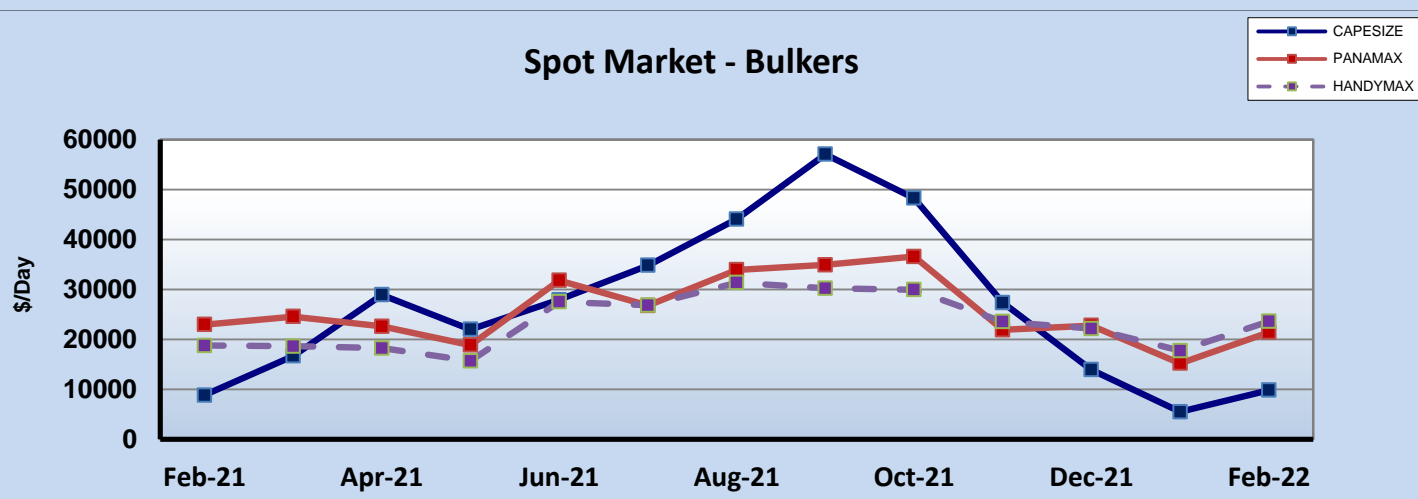


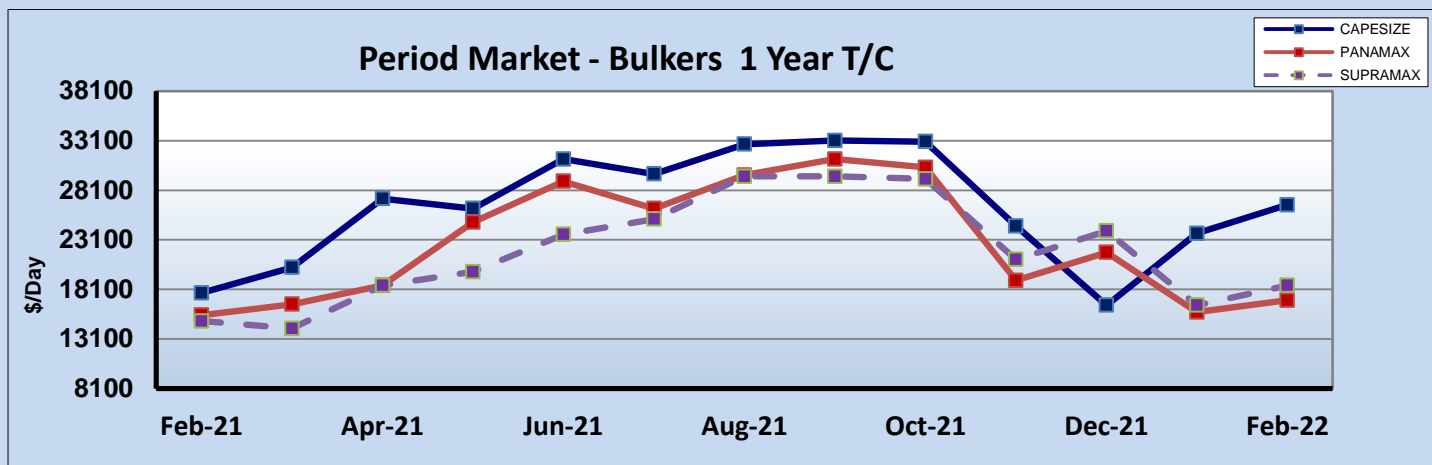
## BULKER SALES

NAME	DWT	BLT		GEAR	PRICE \$ (MIO)	BUYER
ELVA	73910	2001	JAPAN	-	11.2	UNDISCLOSED
DOREEN	35015	2004	CHINA	4 x 35	22	UNDISCLOSED
UNIVERSE 1	53074	2003	JAPAN	4 x 30	10.1	UNDISCLOSED
SAFESEA NEHA LI	53389	2008	CHINA	4 x 35	13	UNDISCLOSED
NORD FORTUNE	76596	2008	JAPAN	-	15.8	GREEK BUYERS
SICILIAN EXPRESS	93076	2013	CHINA	-	19.95	CHINESE BUYERS
SILVER STAR	79200	2011	CHINA	4 x 35	18	MIDDLE EAST BUYERS
KOUJU LILY	58872	2011	JAPAN	4 x 30.5	24.5	UNDISCLOSED
MAGDA	58018	2010	CHINA	4 x 35	16.5	GREEK BUYERS
ROYAL INNOVATION	28374	2011	JAPAN	4 x 30.7	13	GREEK BUYERS
SUPER VALENTIA	33382	2013	JAPAN	4 x 30	18.8	UNDISCLOSED
MARINE PRINCESS	35501	2012	CHINA	4 x 30	16.4	UNDISCLOSED
DAIDO AMBITION	37982	2021	JAPAN	4 x 30.5	33.5	FGM CHARTERING
POLA ANISIA	46412	2006	JAPAN	4 x 30	13.2	GREEK BUYERS
NAVIOS PROSPERITY	82535	2007	JAPAN	-	16.4	UNDISCLOSED
BAOSTEEL EVOLUTION	206331	2007	JAPAN	-	19	DRYSHIPS
BUMBLEBEE	55628	2011	JAPAN	4 x 30	20.5	MIDDLE EAST BUYERS
INA	17096	2012	CHINA	3 x 30	10.3	UNDISCLOSED
DORIC	58514	2013	KOREA	4 x 36	21	UNDISCLOSED
IONIC	58468	2013	KOREA	4 x 36	21	UNDISCLOSED
SPETSES SPIRIT	80328	2011	KOREA	-	22	UNIVIC
GRAVITY	56546	2014	CHINA	4 x 36	16.8	CHINESE BUYERS
EVERGLORY	81666	2012	CHINA	-	19.7	UNDISCLOSED
GALAXY	81666	2012	CHINA	-	19.7	UNDISCLOSED
RENAISSANCE	81666	2012	CHINA	-	19.7	UNDISCLOSED
HEMINGWAY	207634	2017	CHINA	-	50	JP MORGAN
BAOSTEEL EXPEDITION	203198	2007	JAPAN	-	19.5	GREEK BUYERS
CS FUTURE	34038	2010	CHINA	2 x 40, 3 x 35	17	UNDISCLOSED
IVY UNICORN	55874	2011	JAPAN	4 x 35	20.5	GERMAN BUYERS
GLORIEUSE	38338	2012	JAPAN	4 x 30	21	GREEK BUYERS
SEA ANGEL	37896	2016	CHINA	4 x 30	23	MIDDLE EAST BUYERS

SYROS ISLAND	63008	2015	CHINA	4 x 35	50	ENBLOC BSS
ANDROS ISLAND	63008	2016	CHINA	4 x 35		UNDISCLOSED
SEA BREEZE	37983	2016	CHINA	4 x 30	23	MIDDLE EAST BUYERS
MARITIME VOYAGER	64942	2016	JAPAN	4 x 40	144	ENBLOC BSS
MARITIME SINCHAI	64928	2017	JAPAN	4 x 40		
MARITIME SONIA	64793	2017	JAPAN	4 x 75		
MARITIME CHALLENGER	64794	2017	JAPAN	2 x 75, 2 x 40		COSCO SHIPPING
EKATERINA	31764	1998	JAPAN	4 x 30.5	8	TURKISH BUYERS
LILY BREEZE	74744	1998	JAPAN	-	8.6	UNDISCLOSED
ULTRA EXCELLENCE	61214	2016	JAPAN	4 x 30.7	30	UNDISCLOSED
HS WINNING	51104	2002	JAPAN	4 x 30	23	ENBLOC BSS
HS LUCK	52421	2002	JAPAN	4 x 30		UNDISCLOSED
WILD ROSE	50326	2001	JAPAN	4 x 30.5	12.1	UNDISCLOSED
CORONA INFINITY	88233	2002	JAPAN	4 x 30	12.7	UNDISCLOSED
BONANZA	73613	2003	CHINA	-	11	UNDISCLOSED
MINERAL BELGIUM	173806	2005	CHINA	2 x 5	15	CHINESE BUYERS
TEDA	32354	2006	JAPAN	4 x 30.5	13.5	UNDISCLOSED
MAJESTY	34375	2011	KOREA	4 x 30	15.5	LOAD LINE
TOMINI MAJESTY	56942	2010	CHINA	4 x 36	15.5	UAE BUYERS
DONG-A EOS	179329	2009	KOREA	-	81	ENBLOC BSS
DONG-A ASTREA	179329	2010	KOREA	-		
DONG-A OKNO	179329	2010	KOREA	-		MINERVA MARITIME
AWESOME ASHLEY	55596	2011	JAPAN	4 x 30	21	BLUE FLEET
TTM PHOENIX	55947	2010	JAPAN	4 x 30	18	UNDISCLOSED
MANDARINE GRACE	56693	2011	CHINA	4 x 36	17	UNDISCLOSED
MANDARIN TRADER	56677	2011	CHINA	4 x 36	17	UNDISCLOSED
TRAMONTANA	28351	2010	JAPAN	4 x 30.7	14.5	RUSSIAN BUYERS
DOUBLE FORTUNE	95790	2010	JAPAN	-	21	UNDISCLOSED
WP BRAVE	58627	2012	KOREA	4 x 30	19.2	UNDISCLOSED
SUPERNOVA	36367	2012	JAPAN	4 x 30.5	20	RUSSIAN BUYERS
WUCHANG	39128	2013	CHINA	4 x 30	23.5	NOVA MARITIME
WUCHOW	39090	2013	CHINA	4 x 30	22.3	NOVA CARRIERS
WUHU	39182	2014	CHINA	4 x 30	22.3	NOVA MARITIME
STELLA HOPE	180007	2016	CHINA	-	42.5	ZODIAC MARITIME

Spot Market - Bulkers





**CONTAINER SALES**

<b>NAME</b>	<b>DWT</b>	<b>BLT</b>		<b>GEAR</b>	<b>TEU</b>	<b>PRICE \$ (MIO)</b>	<b>BUYER</b>
<b>SINGAPORE BRIDGE</b>	<b>50953</b>	<b>2002</b>	<b>KOREA</b>	-	<b>4253</b>	<b>350</b>	<b>ENBLOC BSS</b>
<b>BALTIC SOUTH</b>	<b>52184</b>	<b>2010</b>	<b>KOREA</b>	-	<b>4432</b>		
<b>BALTIC BRIDGE</b>	<b>93570</b>	<b>2005</b>	<b>KOREA</b>	-	<b>7471</b>		
<b>NORTH BRIDGE</b>	<b>53682</b>	<b>2006</b>	<b>KOREA</b>	-	<b>4298</b>		<b>MSC</b>
<b>CAPE MARIN</b>	<b>41462</b>	<b>2012</b>	<b>CHINA</b>	<b>3x45, 1x35</b>	<b>2758</b>	<b>52.5</b>	<b>UNDISCLOSED</b>
<b>HSL SHEFFIELD</b>	<b>34315</b>	<b>2003</b>	<b>KOREA</b>	<b>4 x 40</b>	<b>2556</b>	<b>23</b>	<b>UNDISCLOSED</b>
<b>HSL PORTO</b>	<b>33829</b>	<b>2004</b>	<b>GERMANY</b>	<b>4 x 45</b>	<b>2478</b>	<b>23</b>	<b>UNDISCLOSED</b>
<b>IONI KOS</b>	<b>52427</b>	<b>2009</b>	<b>PHILLIPINES</b>	-	<b>4360</b>	<b>95</b>	<b>ASIAN BUYERS</b>
<b>CAPE NEMO</b>	<b>23517</b>	<b>2010</b>	<b>CHINA</b>	<b>2 x 45</b>	<b>1740</b>	<b>31</b>	<b>MAERSK AP MOLLER</b>
<b>CAPE NABIL</b>	<b>23550</b>	<b>2010</b>	<b>CHINA</b>	<b>2 x 45</b>	<b>1740</b>	<b>31</b>	<b>MAERSK AP MOLLER</b>
<b>BINDI IPSA</b>	<b>23425</b>	<b>2013</b>	<b>CHINA</b>	<b>2 x 40</b>	<b>1815</b>	<b>35</b>	<b>UNDISCLOSED</b>
<b>MESSINI</b>	<b>34167</b>	<b>1997</b>	<b>GERMANY</b>	<b>3 x 40</b>	<b>2442</b>	-	<b>MOUNT STREET CLIENTS</b>
<b>KENT TRADER</b>	<b>35976</b>	<b>2001</b>	<b>GERMANY</b>	<b>3 x 45</b>	<b>2452</b>	-	<b>UNDISCLOSED</b>
<b>HAMMONIA PALATIUM</b>	<b>34304</b>	<b>2006</b>	<b>CHINA</b>	<b>3 x 45</b>	<b>2546</b>	-	<b>LS ASSETS</b>
<b>SAG GOOD TIMING</b>	<b>13702</b>	<b>2009</b>	<b>CHINA</b>	<b>2 x 45</b>	<b>1118</b>	<b>22</b>	<b>UNDISCLOSED</b>
<b>MARINE BIA</b>	<b>21458</b>	<b>2008</b>	<b>JAPAN</b>	<b>3 x 40</b>	<b>1708</b>	-	<b>UNDISCLOSED</b>
<b>AISOPOS II</b>	<b>24195</b>	<b>2016</b>	<b>CHINA</b>	-	<b>2034</b>	-	<b>MIDDLE EAST BUYERS</b>
<b>AVRA MITERAS</b>	<b>14587</b>	<b>1996</b>	<b>GERMANY</b>	<b>2 x 40</b>	<b>1122</b>	-	<b>UNDISCLOSED</b>
<b>DIANA K</b>	<b>9821</b>	<b>1996</b>	<b>KOREA</b>	<b>2 x 36</b>	<b>642</b>	<b>4.3</b>	<b>UNDISCLOSED</b>
<b>HANSA MAGDEBURG</b>	<b>23468</b>	<b>2003</b>	<b>CHINA</b>	<b>2 x 40</b>	<b>1740</b>	<b>30</b>	<b>MOUNT STREET</b>
<b>HOOGE</b>	<b>16986</b>	<b>2006</b>	<b>CHINA</b>	<b>2 x 40</b>	<b>1402</b>	<b>23.6</b>	<b>ISRAEL BUYERS</b>
<b>NAVIOS UNITE</b>	<b>101411</b>	<b>2006</b>	<b>KOREA</b>	-	<b>8202</b>	<b>110</b>	<b>UNDISCLOSED</b>
<b>NAVIOS UTMOST</b>	<b>101597</b>	<b>2006</b>	<b>KOREA</b>	-	<b>8208</b>	<b>110</b>	<b>UNDISCLOSED</b>
<b>VEGA KAPPA</b>	<b>13705</b>	<b>2007</b>	<b>CHINA</b>	<b>2 x 45</b>	<b>1118</b>	<b>23</b>	<b>TURKISH BUYERS</b>
<b>CAPE MAGNUS</b>	<b>37570</b>	<b>2008</b>	<b>GERMANY</b>	-	<b>2742</b>	<b>53</b>	<b>WAN HAI LINES CLIENTS</b>
<b>ORTONAL EPSILON</b>	<b>11814</b>	<b>2008</b>	<b>KOREA</b>	-	<b>982</b>	-	<b>RUSSIAN BUYERS</b>
<b>WINDSWEPT</b>	<b>35445</b>	<b>2010</b>	<b>CHINA</b>	-	<b>2797</b>	<b>52</b>	<b>TRANSFAR SHIPPING</b>
<b>OKEE ORTOLAN DELTA</b>	<b>23263</b>	<b>2009</b>	<b>CHINA</b>	<b>2 x 45</b>	<b>1740</b>	<b>17.5</b>	<b>RUSSIAN BUYERS</b>
<b>VIVALDI</b>	<b>34264</b>	<b>2010</b>	<b>CHINA</b>	<b>3 x 45</b>	<b>2546</b>	<b>18</b>	<b>GREEK BUYERS</b>
<b>SABRE TRADER</b>	<b>23439</b>	<b>2018</b>	<b>CHINA</b>	<b>3 x 35</b>	<b>1774</b>	<b>44</b>	<b>UNDISCLOSED</b>



**Ro-Pax / Fast Ferries SALES**

NAME	GT	BLT		Pax	PRICE \$(MIO)	BUYER
XUN LONG YI HAO	505	1995	NORW	300	-	UNDISCLOSED

**CRUISE SALES**

NAME	GT	BLT		Pax	PRICE \$(MIO)	BUYER
SALAMIS FILOXENIA	15402	1975	FINLAND	795	-	PRIME SPOT SHIP TRADING

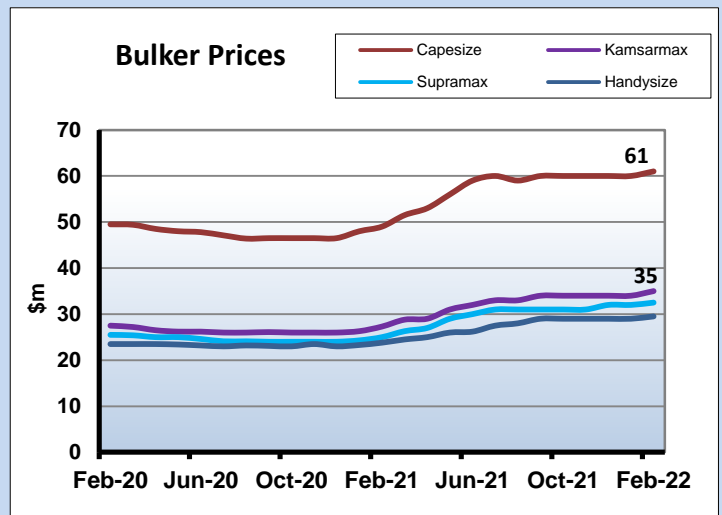
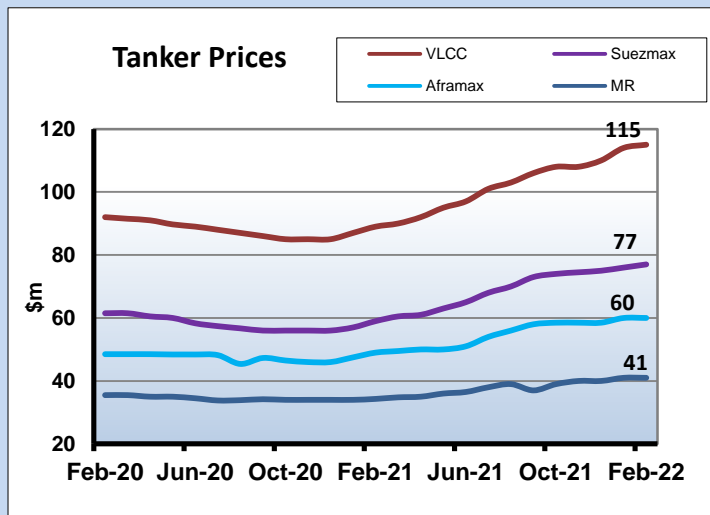
**Ro-Ro SALES**

NAME	GT	BLT		Pax	PRICE \$(MIO)	BUYER
SILVER QUEEN	7005	1998	JAPAN	600	7.5	GOLDEN STAR FERRIES

**OFFSHORE SALES**

NAME	GT	BLT		BOLL. PULL	PRICE \$(MIO)	BUYER
AIS SPICA	2160	2008		-	-	UNDISCLOSED
HERMIT VIKING	3636	2015		-	-	UNDISCLOSED
BOURBON LIBERTY 155	1764	2014		6087	-	UNDISCLOSED

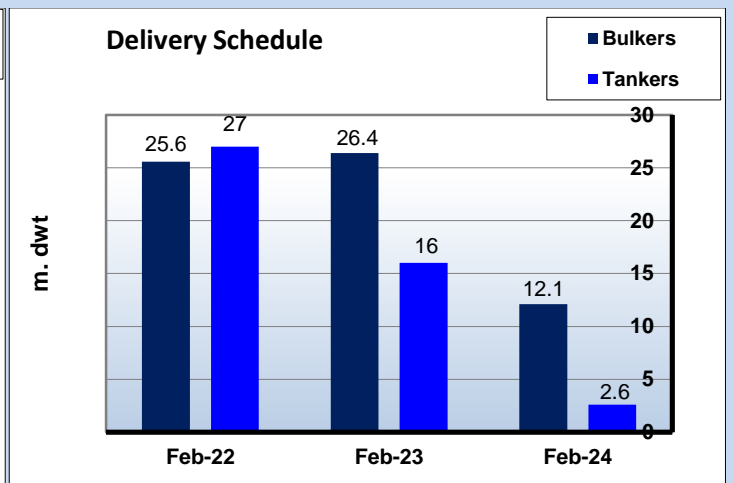
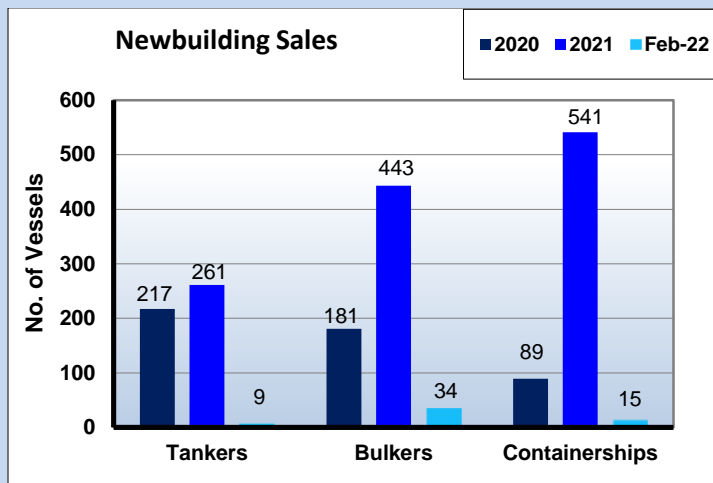
**NEW BUILDING MARKET AND REPORTED CONTRACTS**

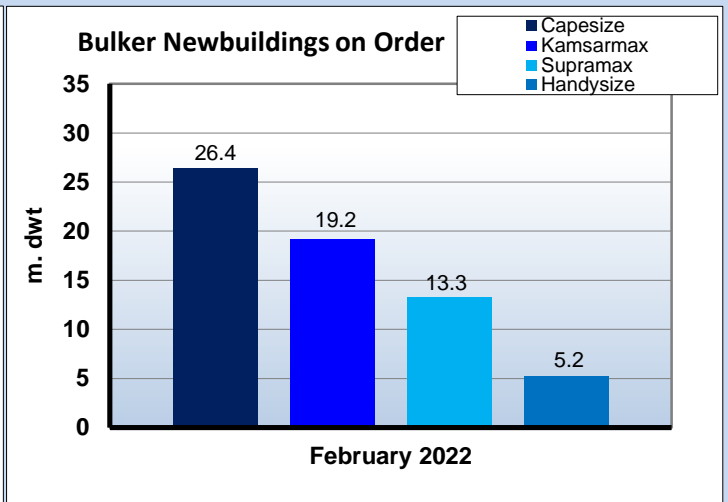
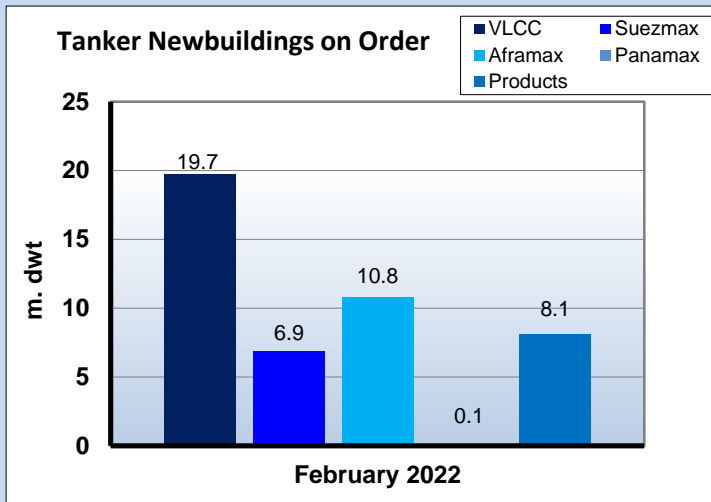


Dry Bulk Orderbook				
Ship Type	m.Dwt 2022	2023	2024+	Total No. Ships
Capesize	9.2	10.4	6.7	135
Kamsarmax	7.5	9.5	2.2	232
Supra/Hmax	6.4	4.3	2.6	219
Handies	2.5	2.1	0.6	167
<b>Total</b>	<b>25.6</b>	<b>26.4</b>	<b>12.1</b>	<b>753</b>

Tanker Orderbook				
Ship Type	m.Dwt 2022	2023	2024+	Total No. Ships
ULCC/VLCC	12.4	7.3	0.0	65
Suezmax	5.2	1.6	0.2	44
Aframax	4.7	4.5	1.6	94
Panamax	0.1	0.0	0.0	2
MR + Small	4.6	2.7	0.8	215
<b>Total</b>	<b>27.0</b>	<b>16.0</b>	<b>2.6</b>	<b>420</b>

LPG Orderbook				
Ship Type	,000cb 2022	2023	2024+	Total No. Ships
VLGC	2,200	4,294	531	78
LGC	0	0	0	0
MR	470	766	160	38
Handy	53	58	83	28
Small	13	11	0	10
<b>Total m.Dwt</b>	<b>1.85</b>	<b>3.45</b>	<b>0.53</b>	<b>140</b>





DWT in Thousands	Newbuilding Historical Prices (\$m)													
	Feb-22	2021	2020	2019	2018	2017	2016	2015	2010	2005	2000	1995	1990	1985
<b>Tankers</b>														
320 DWT <sup>1</sup>	115	110	85.5	95.6	92.4	81.5	84.5	93.7	104.8	120	76.5	85.3	87.4	38.2
170 DWT <sup>1</sup>	77	75	57	71.7	60.6	55	54.5	63	66.3	71.5	52.5	54	66.1	28.2
115 DWT <sup>1</sup>	60	58.5	46.5	55.1	48.1	44	44.5	52	56	58	41.5	43.3	53.2	18.1
50 DWT <sup>1</sup>	41	40	34	38.8	36.7	33.8	32.5	35.4	36.1	43	29.5	33.2	32.1	13.3
<b>Bulkers</b>														
185 DWT <sup>1</sup>	61	46.5	51.8	50.4	44	42	46	54.2	57.2	58.5	40.5	42.3	60.2	29.3
83 DWT <sup>1</sup>	35	26	30.6	28.1	25.5	24.5	25.7	29	34.3	36	22.5	27.9	30	13.4
64 DWT <sup>1</sup>	32	24	27.4	26.2	24	22.3	24.1	27.2	31.1	31	20.5	24.1	25.3	12.4
35 DWT <sup>1</sup>	29	23	22.6	23.9	22	19.5	20.3	22.8	26.3	25.5	15	19.2	21.3	9.7
<sup>1</sup> Before 2001 sizes to read 280,000 - 140,000 - 95,000 - 40,000 respectively for tankers and 150,000 - 69,000 for Bulkers <sup>2</sup> Single Hull <sup>3</sup> 30,000 DWT <sup>4</sup> Prior 2017 to read 73 - 76k dwt, 45k dwt & 30k dwt (note: above is for vessels built Japan / Korea, you should also consider US\$ / Yen / Won relation for the years mentioned)														

### Newbuilding Orders

TYPE	DWT	BUILDER	DELIVERY	PRICE \$	OWNER	NOTES
CONT	155000	DAEWOO (DSME)	JAN 2025	182.80	UNKNOWN	-
CSOV	2500	COLOMBO DOCKYARD	JUL 2024	-	EDDA WIND	-
CSOV	2500	COLOMBO DOCKYARD	JAN 2024	-	EDDA WIND	-
CSOV	2500	ASTILLEROS GONDAN	JUL 2024	-	EDDA WIND	-
LNG BUNK	10000	HYUNDAI MIPO	MAR 2024	60.60	UNKNOWN	-
PCC	20000	GSI NANSHA	2025	-	H-LINE SHIPPING	-
PCC	20000	GSI NANSHA	2025	-	H-LINE SHIPPING	-
RO-RO	30000	HYUNDAI MIPO	MAY 2025	133.90	CLDN COBELFRET	-
RO-RO	30000	HYUNDAI MIPO	FEB 2025	133.90	CLDN COBELFRET	-
CONT	37000	HYUNDAI MIPO	JUN 2024	42.70	UNKNOWN	-
CONT	37000	HYUNDAI MIPO	APR 2024	42.70	UNKNOWN	-
CONT	37000	HYUNDAI MIPO	FEB 2024	42.70	UNKNOWN	-
CONT	37000	HYUNDAI MIPO	NOV 2023	42.70	UNKNOWN	-
CO2 CAR	2500	MHI SHIMONOSEKI	NOV 2023	-	SANYU KISEN	-
LNG	96000	HYUNDAI SAMHO	FEB 2025	222.90	UNKNOWN	-
LNG	96000	HYUNDAI SAMHO	JAN 2025	222.90	UNKNOWN	-
ETHN/LPG	60000	JIANGNAN SY GROUP	2025	-	WANHUA CHEMICAL	-
ETHN/LPG	60000	JIANGNAN SY GROUP	2025	-	WANHUA CHEMICAL	-

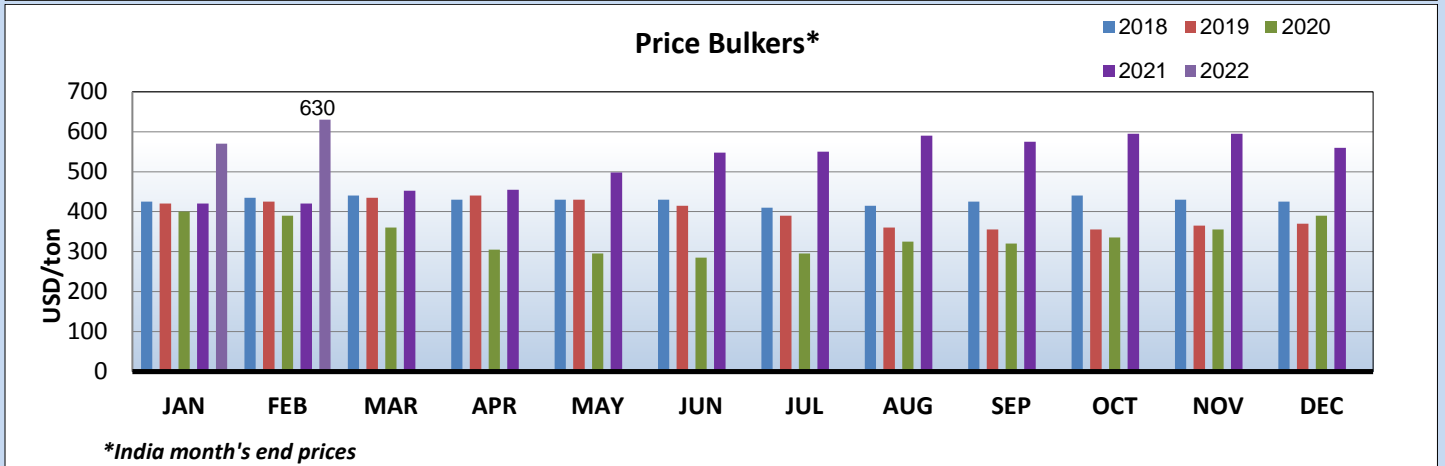
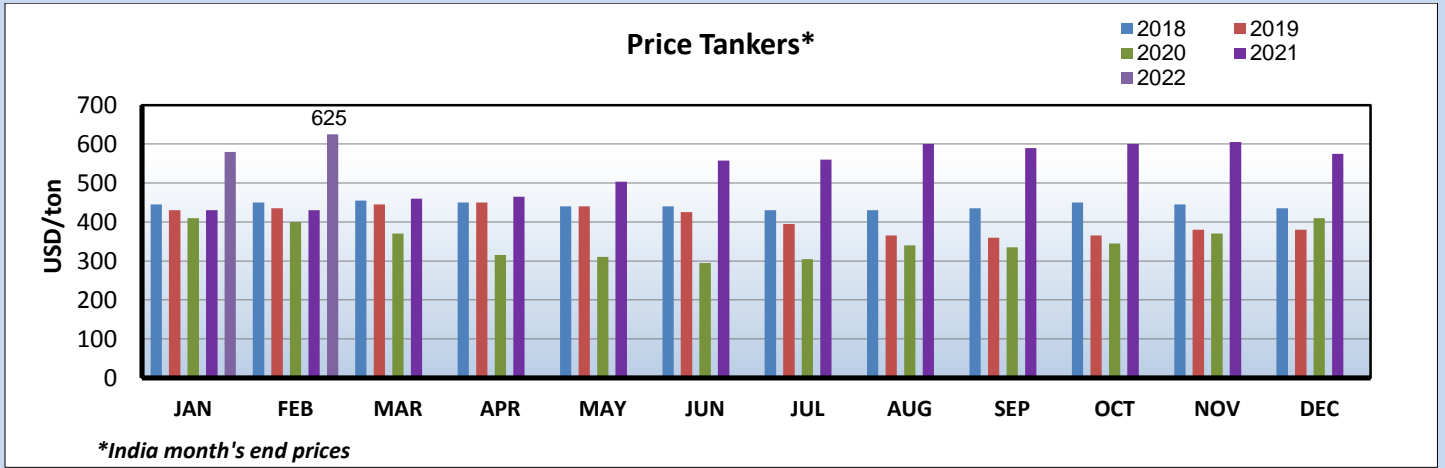
ETHN/LPG	60000	JIANGNAN SY GROUP	2025	-	WANHUA CHEMICAL	-
ETHN/LPG	60000	JIANGNAN SY GROUP	2025	-	WANHUA CHEMICAL	-
PRODUCTS	50000	GSJ NANSHA	2024	-	MITSUI OSK LINES	-
PCC	20000	CMJL (WEIHAI)	2025	-	EASTERN PACIFIC	-
PCC	20000	CMJL (WEIHAI)	2025	-	EASTERN PACIFIC	-
CONTAINER	34230	HUANGPU WENCHON	DEC 2023	-	CU LINES	-
CONTAINER	34230	HUANGPU WENCHON	OCT 2023	-	CU LINES	-
PASS/CAR F.	-	NAKAI ZOSEN SET.	2025	-	MOL FERRY	-
PASS/CAR F.	-	NAKAI ZOSEN SET.	2025	-	MOL FERRY	-
LNG	96000	HYUNDAI SAMHO HI	AUG 2024	217.40	HYUNDAI GLOVIS	-
LNG	96000	SAMSUNG HI	MAR 2025	208.90	UNKNOWN	-
LNG	96000	SAMSUNG HI	MAY 2025	208.90	UNKNOWN	-
LNG	96000	SAMSUNG HI	JUL 2025	208.90	UNKNOWN	-
LNG	96000	SAMSUNG HI	SEP 2025	208.90	UNKNOWN	-
MSV	-	VARD VUNG TAU	2025	-	OCEAN INFINITY	-
MSV	-	VARD VUNG TAU	2025	-	OCEAN INFINITY	-
MSV	-	VARD VUNG TAU	2025	-	OCEAN INFINITY	-
MSV	-	VARD VUNG TAU	2025	-	OCEAN INFINITY	-
MSV	-	VARD VUNG TAU	2025	-	OCEAN INFINITY	-
MSV	-	VARD VUNG TAU	2025	-	OCEAN INFINITY	-
CONTAINER	80000	SHANGHAI	FEB 2025	-	CU LINES	-
		WAIGAOQIAO				
CONTAINER	80000	SHANGHAI	MAY 2025	-	CU LINES	-
		WAIGAOQIAO				
LNG BUNK	4500	NANTONG CIMC SOE	2024	-	SEASPAN MARINE	-
LNG BUNK	4500	NANTONG CIMC SOE	2024	-	SEASPAN MARINE	-
LNG BUNK	4500	NANTONG CIMC SOE	2024	-	SEASPAN MARINE	-

**DEMOLITION MARKET**

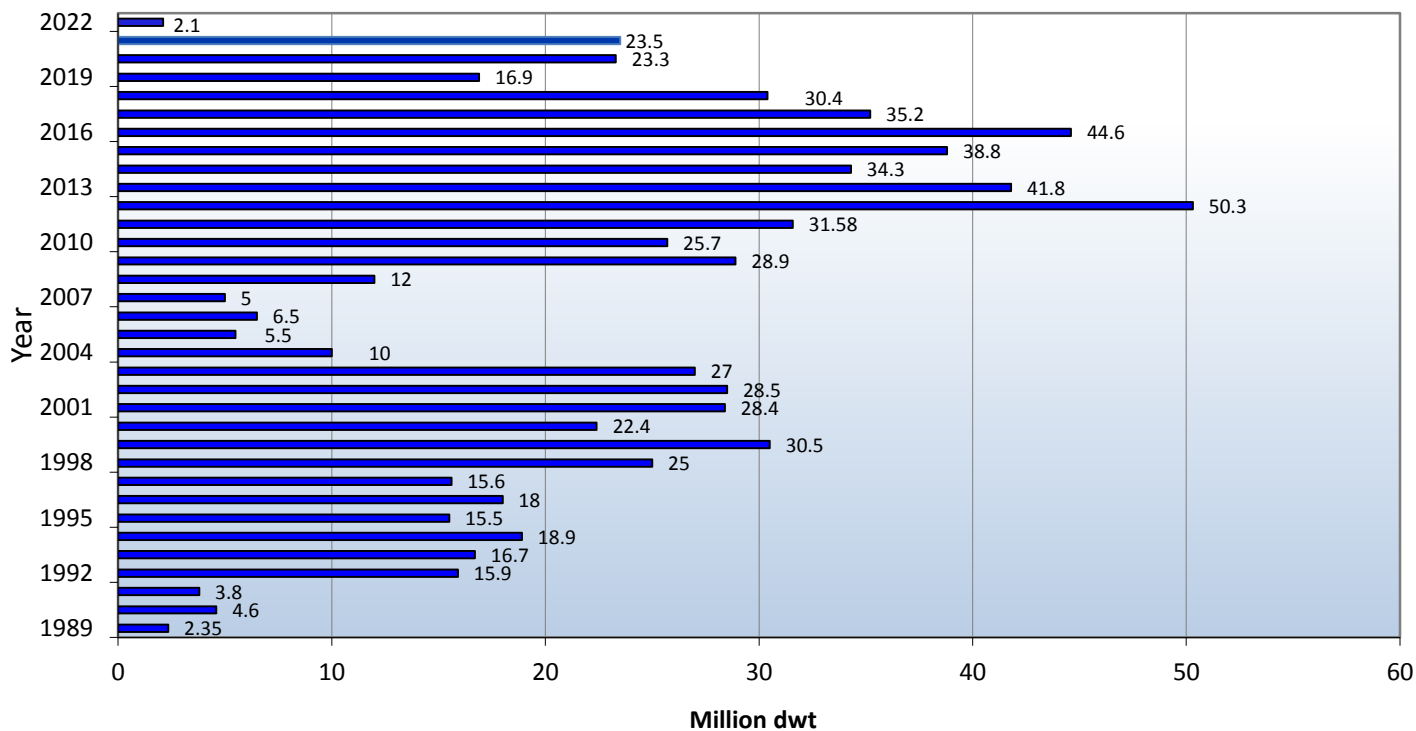
*\* MONTH'S END PRICES*

Demolition Prices		
	Gen Cargo	Tanker
India	USD 635/lt Ldt	USD 640/lt Ldt
Bangladesh	USD 670/lt Ldt	USD 670/lt Ldt
Pakistan	USD 660/lt Ldt	USD 665/lt Ldt
Turkey	USD 375/lt Ldt	USD 375/lt Ldt

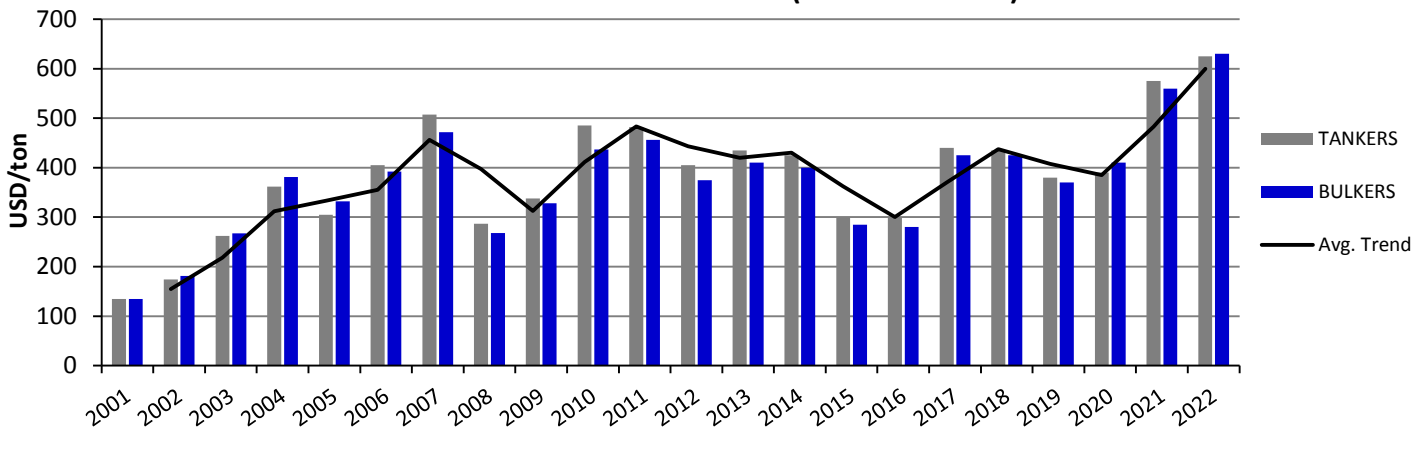
**Demolition Historical Data**



### Total Demolition (Dwt)



### Historical Demolition Prices (India Year's End)



### HISTORICAL DEMOLITION PRICES (\*Indian Year's End)

	2004	2005	2006	2007	2008	2009	2010	2011	2012	2013	2014	2015	2016	2017	2018	2019	2020	2021	CURR
<b>WET</b>	362	302	405	507	287	338	485	482	405	435	425	300	300	440	435	380	410	575	625
<b>DRY</b>	381	332	392	472	268	328	437	456	375	410	400	285	280	425	425	370	390	560	630

**India**

<i><b>TYPE</b></i>	<i><b>NAME</b></i>	<i><b>DWT</b></i>	<i><b>BLT</b></i>	<i><b>LDT</b></i>	<i><b>PRICE \$/LDT</b></i>	<i><b>COMMENTS</b></i>
TANK	PIRAJUI	66721	1990	13530	551	-
TANK	GLORISILVER	5430	1992	2182	950	-
TANK	BULL PAPUA	106122	1999	15681	650	-

**Bangladesh**

<i><b>TYPE</b></i>	<i><b>NAME</b></i>	<i><b>DWT</b></i>	<i><b>BLT</b></i>	<i><b>LDT</b></i>	<i><b>PRICE \$/LDT</b></i>	<i><b>COMMENTS</b></i>
GAS	GAS KOMODO	56875	1991	18848	680	-
TANK	HIPPO	46092	1997	12141	642	-
TANK	BULL DAMAI 1	115000	2004	16203	670	-
TANK	NUSA MEDREKA	104875	2003	17298	670	-

**Pakistan**

<i><b>TYPE</b></i>	<i><b>NAME</b></i>	<i><b>DWT</b></i>	<i><b>BLT</b></i>	<i><b>LDT</b></i>	<i><b>PRICE \$/LDT</b></i>	<i><b>COMMENTS</b></i>
TANK	V.L. 10	2971	1989	-	-	-
TANK	THURAYA	46724	1999	11916	655	-
TANK	HORIZON	44370	1999	-	-	-
TANK	AL SALAM	47065	2001	9276	661	-
TANK	ARISTOS	46678	2004	-	675	-

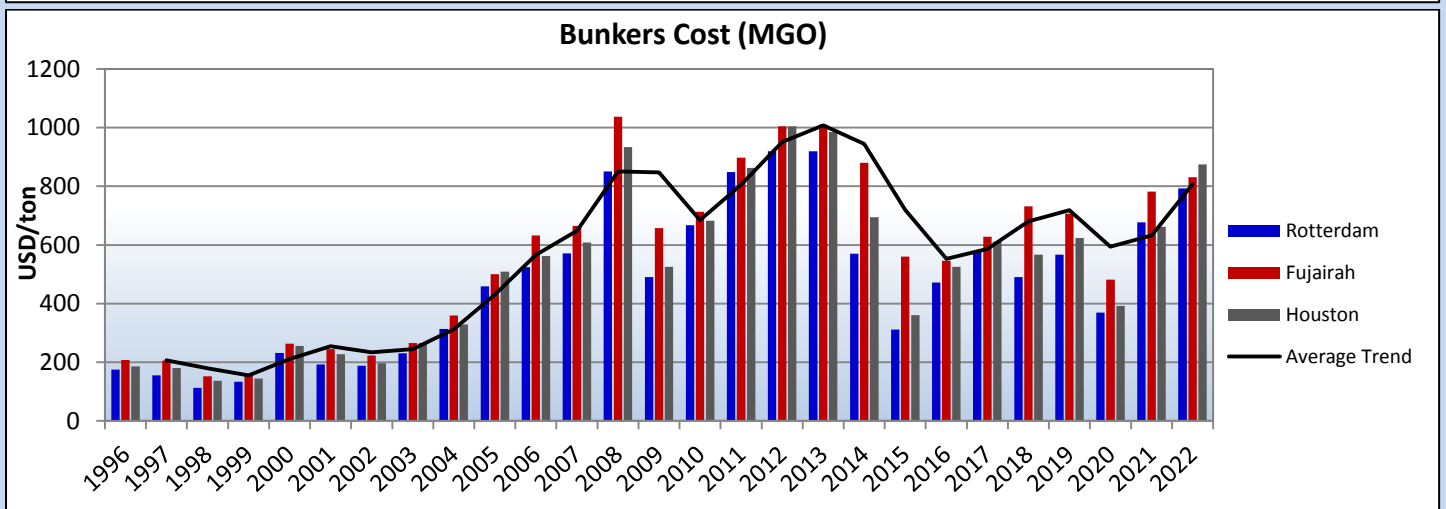
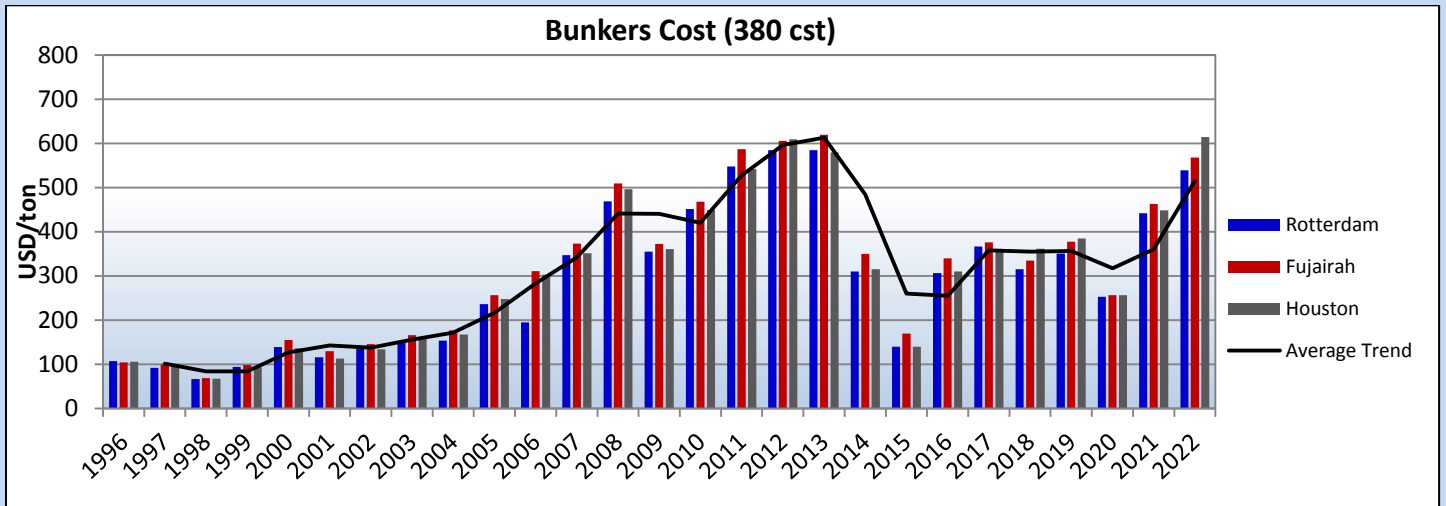
**Turkey**

<i><b>TYPE</b></i>	<i><b>NAME</b></i>	<i><b>DWT</b></i>	<i><b>BLT</b></i>	<i><b>LDT</b></i>	<i><b>PRICE \$/LDT</b></i>	<i><b>COMMENTS</b></i>
REEF	NIKOLAY SAVITSKIY	2099	1988	-	-	-
RORO	ZAFER	1377	1967	-	-	-

**Other**

<i><b>TYPE</b></i>	<i><b>NAME</b></i>	<i><b>DWT</b></i>	<i><b>BLT</b></i>	<i><b>LDT</b></i>	<i><b>PRICE \$/LDT</b></i>	<i><b>COMMENTS</b></i>
CONT	MATSONIA	22501	1973	-	-	USA BUYERS
TANK	CHEMTRANS RUGEN	34861	2001	8715	635	SPORE BUYERS
TANK	CHEMTRANS RIGA	34810	2001	8900	620	SPORE BUYERS
TANK	NOAH HANA	2618	1996	-	-	UNDISCLOSED BUYER

## HISTORICAL BUNKER PRICES

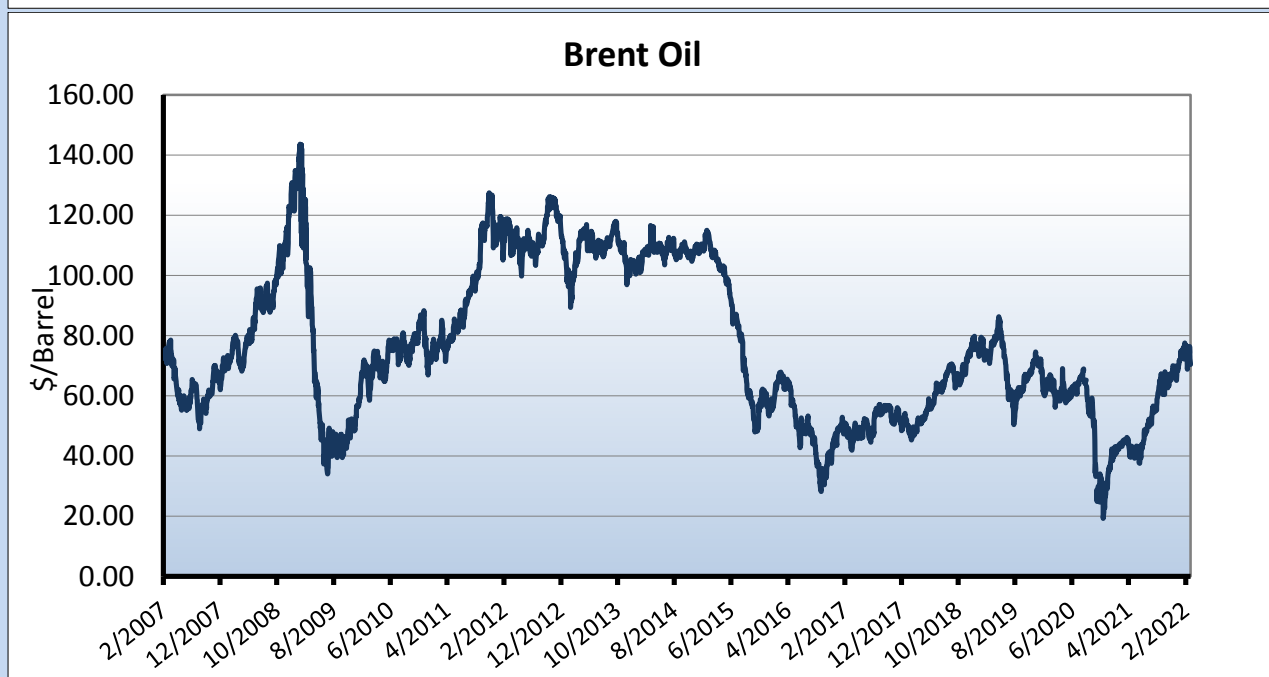
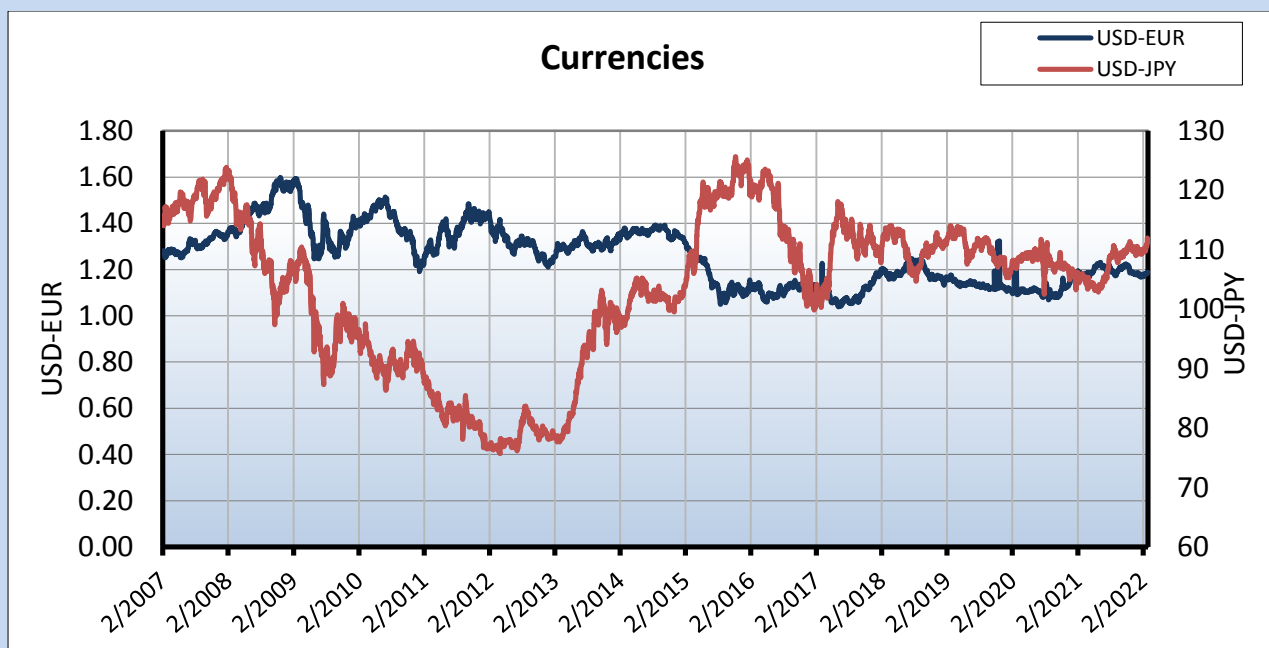


	<b>HISTORICAL BUNKER PRICES</b>					
	<b>Rotterdam</b>		<b>Fujairah</b>		<b>Houston</b>	
	<b>380 cst</b>	<b>MGO</b>	<b>380 cst</b>	<b>MGO</b>	<b>380 cst</b>	<b>MGO</b>
<b>1994</b>	<b>86</b>	<b>133.2</b>	<b>80.9</b>	<b>182.6</b>	<b>80.8</b>	<b>148.8</b>
<b>1995</b>	<b>97</b>	<b>140.6</b>	<b>94.6</b>	<b>175.8</b>	<b>93.2</b>	<b>148</b>
<b>1996</b>	<b>107</b>	<b>175.1</b>	<b>104.4</b>	<b>207.5</b>	<b>105.8</b>	<b>186</b>
<b>1997</b>	<b>92</b>	<b>155.4</b>	<b>99.3</b>	<b>205.6</b>	<b>97.3</b>	<b>179.9</b>
<b>1998</b>	<b>66.5</b>	<b>112.2</b>	<b>69.2</b>	<b>152.2</b>	<b>67.2</b>	<b>136.9</b>
<b>1999</b>	<b>94</b>	<b>133</b>	<b>98.5</b>	<b>157.2</b>	<b>93.3</b>	<b>143.9</b>
<b>2000</b>	<b>139</b>	<b>231.6</b>	<b>155.3</b>	<b>263.5</b>	<b>136</b>	<b>255.7</b>
<b>2001</b>	<b>116</b>	<b>192.4</b>	<b>129.7</b>	<b>244.7</b>	<b>112.8</b>	<b>227.5</b>
<b>2002</b>	<b>135</b>	<b>188.2</b>	<b>145.9</b>	<b>222.8</b>	<b>134</b>	<b>196</b>
<b>2003</b>	<b>151</b>	<b>230.4</b>	<b>166.3</b>	<b>265.2</b>	<b>160.2</b>	<b>265.1</b>
<b>2004</b>	<b>154</b>	<b>313.4</b>	<b>176.7</b>	<b>359.3</b>	<b>167.3</b>	<b>328.7</b>
<b>2005</b>	<b>236</b>	<b>458.4</b>	<b>256.6</b>	<b>500.1</b>	<b>248.3</b>	<b>508.5</b>
<b>2006</b>	<b>195</b>	<b>524.1</b>	<b>310.9</b>	<b>631.8</b>	<b>303</b>	<b>562.3</b>
<b>2007</b>	<b>347</b>	<b>571.3</b>	<b>373.7</b>	<b>664.7</b>	<b>351.8</b>	<b>608.6</b>
<b>2008</b>	<b>469</b>	<b>850.7</b>	<b>509.4</b>	<b>1037.7</b>	<b>496.8</b>	<b>933.2</b>
<b>2009</b>	<b>355</b>	<b>490.6</b>	<b>372.8</b>	<b>657</b>	<b>360.7</b>	<b>525</b>
<b>2010</b>	<b>452</b>	<b>667.1</b>	<b>468.2</b>	<b>712.9</b>	<b>449.3</b>	<b>683</b>
<b>2011</b>	<b>548</b>	<b>848.6</b>	<b>587.5</b>	<b>897.5</b>	<b>542.1</b>	<b>862.4</b>
<b>2012</b>	<b>585</b>	<b>920</b>	<b>606</b>	<b>1005</b>	<b>610</b>	<b>1005</b>
<b>2013</b>	<b>585</b>	<b>920</b>	<b>620</b>	<b>1010</b>	<b>580</b>	<b>985</b>
<b>2014</b>	<b>310</b>	<b>570</b>	<b>350</b>	<b>880</b>	<b>315</b>	<b>695</b>



<b>2015</b>	<b>140</b>	<b>311</b>	<b>170</b>	<b>560</b>	<b>140</b>	<b>360</b>
<b>2016</b>	<b>307</b>	<b>472</b>	<b>340</b>	<b>546</b>	<b>310</b>	<b>525</b>
<b>2017</b>	<b>367</b>	<b>579</b>	<b>376</b>	<b>627.5</b>	<b>356</b>	<b>612</b>
<b>2018</b>	<b>315</b>	<b>490</b>	<b>335</b>	<b>732</b>	<b>362</b>	<b>567</b>
<b>2019</b>	<b>290.4</b>	<b>607.2</b>	<b>290.3</b>	<b>760.3</b>	<b>342</b>	<b>647.8</b>
<b>2020</b>	<b>302</b>	<b>426</b>	<b>312</b>	<b>474</b>	<b>296</b>	<b>461.75</b>
<b>2021</b>	<b>442.5</b>	<b>677</b>	<b>463</b>	<b>782</b>	<b>449</b>	<b>661.5</b>
<b>28-2-22</b>	<b>539.5</b>	<b>875</b>	<b>568</b>	<b>988.5</b>	<b>614.5</b>	<b>946.5</b>

### MARKET INDICATORS



	GBP	CAD	EUR	JPY	CHF	USD	AUD
GBP	1	1.699449	1.193591	154.580665	1.231857	1.341216	1.848474
CAD	0.588264	1	0.701955	90.969861	0.724745	0.789288	1.087197
EUR	0.837236	1.423373	1	129.437573	1.031498	1.123324	1.547023
JPY	0.006468	0.010993	0.007728	1	0.007967	0.008678	0.011954
CHF	0.812106	1.379747	0.970019	125.531687	1	1.089088	1.500896
USD	0.745633	1.267096	0.890668	115.236053	0.917992	1	1.378219
AUD	0.541057	0.919345	0.646326	83.603152	0.666002	0.725401	1

\* 28/02/2022 values

### STOCK WATCH

NAME	TICKET	THIS MONTH*	LAST MONTH	CHANGE %	52w HIGH	52w LOW
Capital Product Partners	CPLP	14.94	15.33	-2.54%	17	9.58
Diana Shipping Inc.	DSX	5.04	3.62	39.2%	6.36	2.52
Dynagas LNG Partners LP	DLNG	3.17	2.79	13.62%	3.72	2.55
Eagle Bulk Shipping Inc.	EGLE	55.11	45.61	20.82%	58.14	28.66
Euroseas Ltd.	ESEA	28.81	29.61	-2.7%	39.17	6.51
Costamare Inc.	CMRE	13.52	13.23	2.19%	16.72	9.18
Navios Maritime Holdings	NM	4.04	3.33	2.13%	15.42	2.85
GasLog Ltd.	GLOG	25.65	25.47	0.7%	25.95	24.03
Safe Bulkers Inc.	SB	4.24	3.51	20.7%	5.44	2.12
Star Bulk Carriers Corp.	SBLK	30.63	22.47	36.31%	32	12.74
Stealthgas Inc.	GASS	2.13	2.2	-3.18%	3.28	1.91
TEN Inc.	TNP	8.05	7.34	9.67%	12.29	6.75
TOP Ships Inc.	TOPS	0.95	0.7538	26.02%	2.78	0.70
Danaos Corporation	DAC	92.03	91.46	0.62%	102.95	35.65

\* 28/02/2022 closing values

~~~~~

Disclaimer: Information and data that appear in this report have been obtained from various sources which are believed to be correct and reliable. However, Athenian Shipbrokers S.A. does not guarantee their accuracy or completeness and therefore cannot be held liable for any loss incurred as a result of reliance in any way whatsoever on the information contained herein.

Kind Regards,



**ATHENIAN SHIPBROKERS S.A.**