



ATHENIAN SHIPBROKERS S.A.

107-109, Vas. Pavlou Str., GR 166 73, Voula, Athens, Greece

Tel: +30 210 9659700 - Fax: +30 210 8996040

Email S & P : athenian@atheniansa.gr

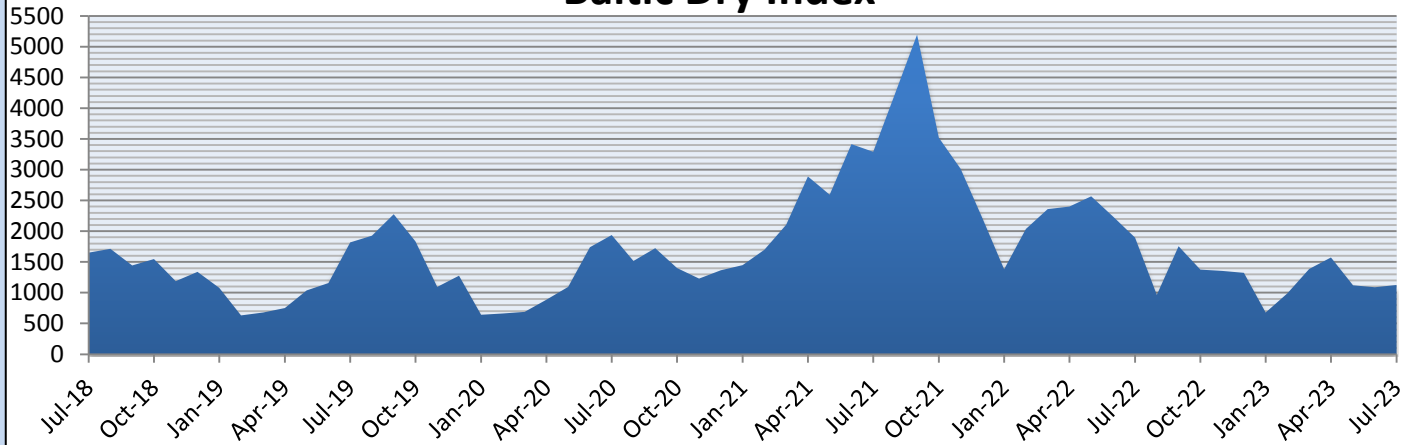
Email Chartering : chartering@atheniansa.gr

www.atheniansa.gr

JUL 2023

MONTHLY REPORT

Baltic Dry Index



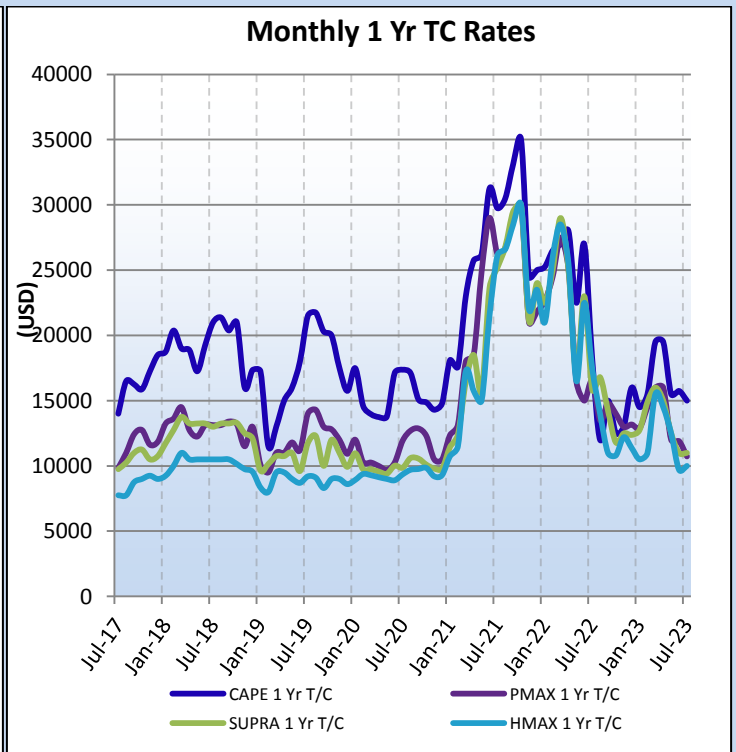
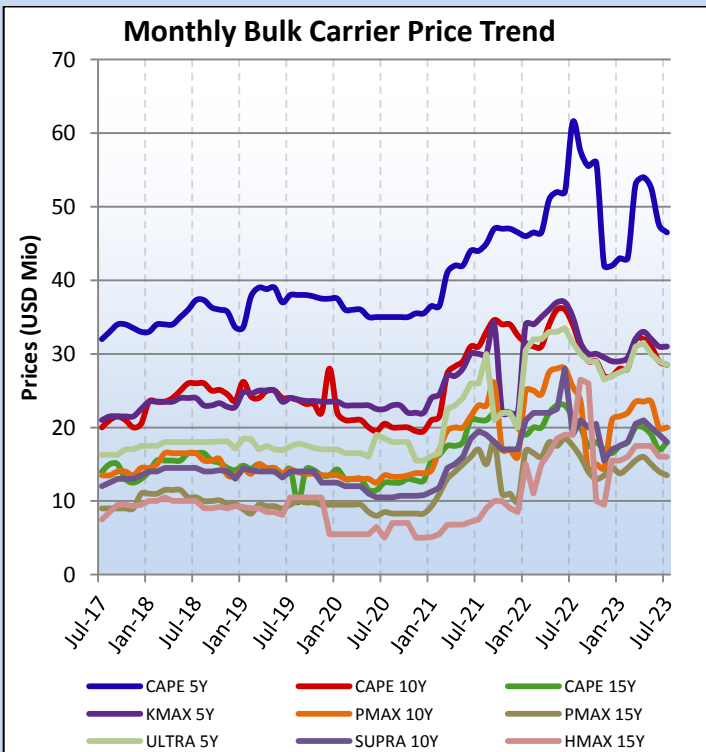
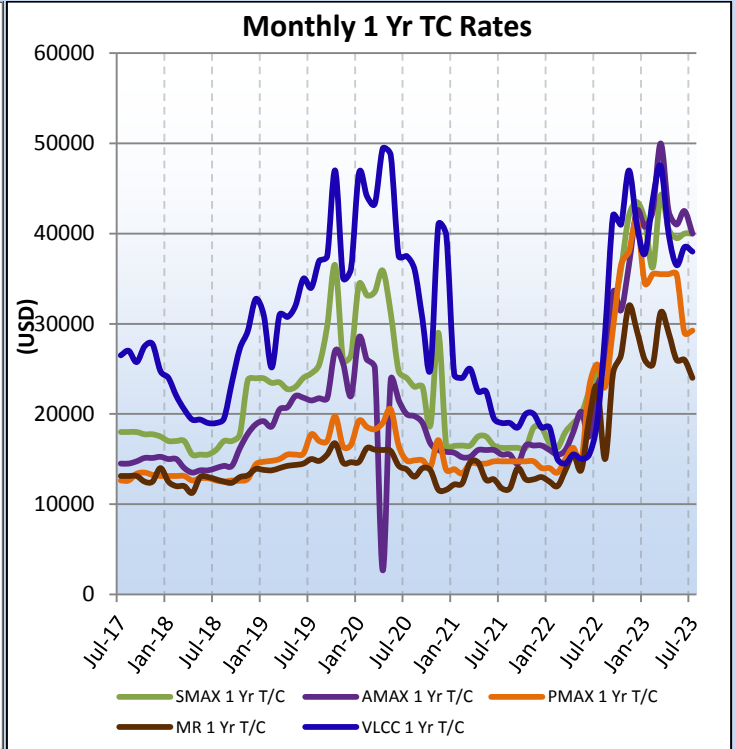
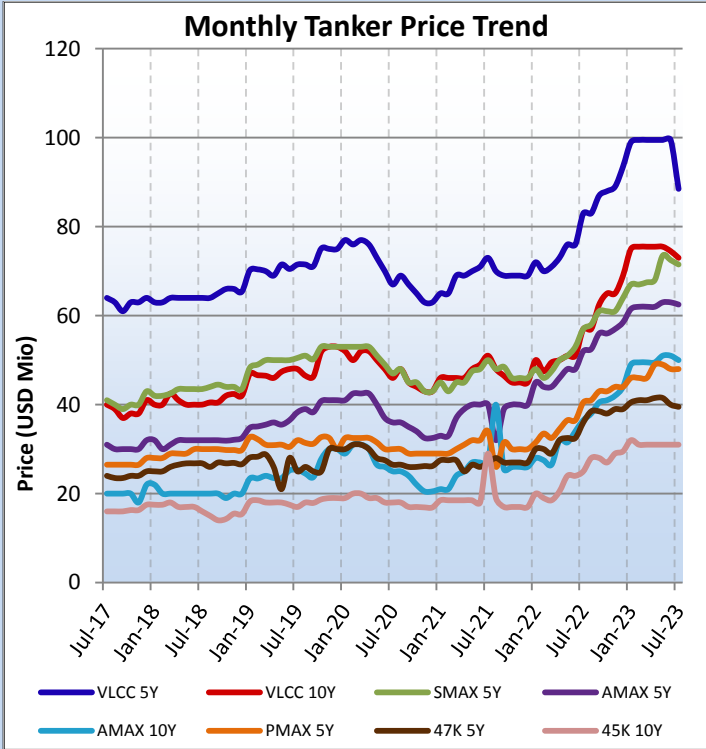
PRICES TANKERS (\$ MIO)

* Prices reflect Year's End	2017	2018	2019	2020	2021	2022	JUL-23
VLCC 5Y	64	63	75	63	69	93.5	88.5
VLCC 10Y	41	40	53	43	45	69	73
SUEZMAX 5Y	43	42	53	42	46	64	71.5
AFRAMAX 5Y	32	32	41	42.5	40	58.5	62.5
AFRAMAX 10Y	22	22	30	28.3	26	44	50
PANAMAX 5Y	28	28	30	29.5	30	44	48
51K 5Y	25	27.5	30	26.5	27	39	39
47K 10Y	17.5	16.5	19	17.5	17	29.5	30

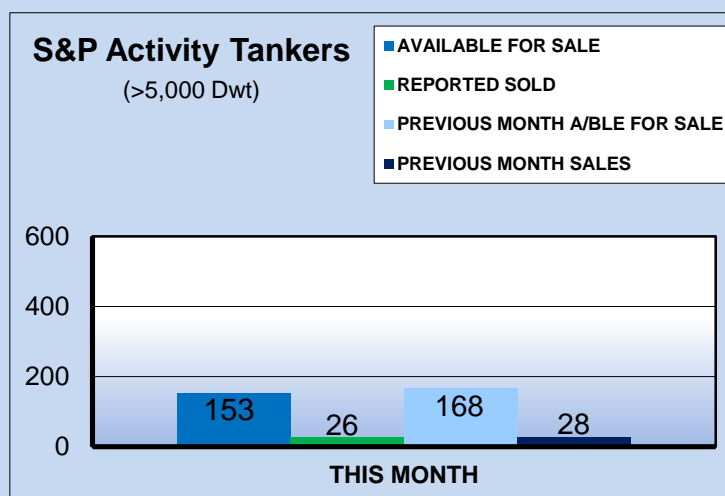
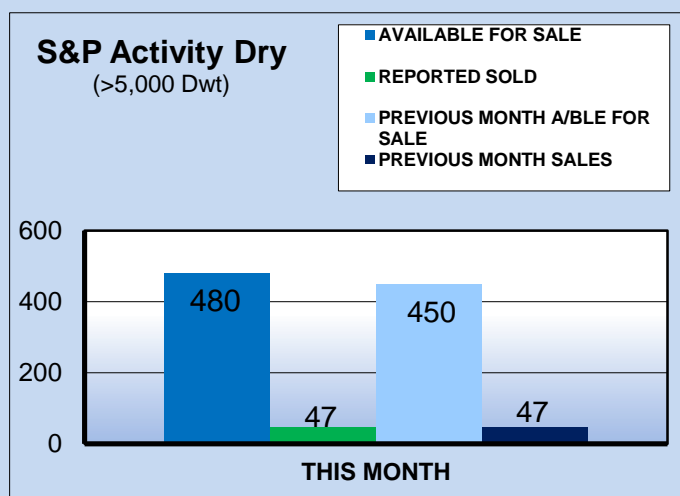
PRICES BULKERS (\$ MIO)

* Prices reflect Year's End	2017	2018	2019	2020	2021	2022	JUL-23
CAPE SIZE 5Y	33	33	37.5	35.3	46.5	42	46.5
CAPE SIZE 10Y	20.5	23.5	22	19	32.5	27	28.5
CAPE SIZE 15Y	13	14	13.5	12	20	16.5	18
KAMSARMAX 5Y	22.5	23.5	23.5	21.8	32	29	31
KAMSARMAX 10Y	14.5	14.5	13.5	13.5	22	21	21
PANAMAX 15Y	11	9	9.5	8.8	16	14.5	13.5
PANAMAX 20Y	6.5	6.5	6	5.7	10	9.5	10
ULTRAMAX 5Y	17.5	18	17	17.3	29	27	28.5
SUPRAMAX 10Y	13.5	14	12.5	10.5	20	17	18
HANDY 37K 5Y	14.3	15	16.7	14.5	24	22	24
HANDY 37K 10Y	10.5	11.8	9.2	8.7	17	15.5	16

SECOND HAND SALES & CHARTER FIXTURE TRENDS

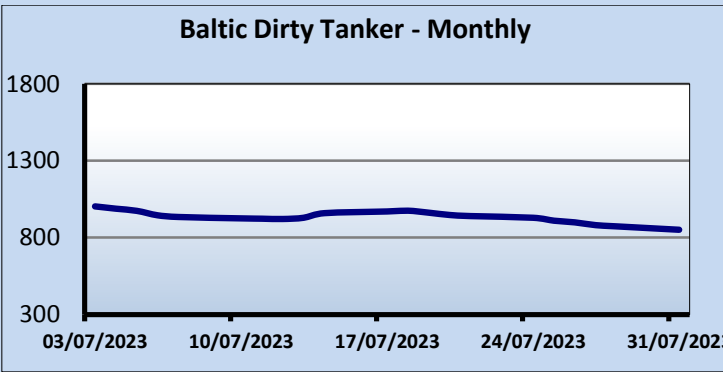
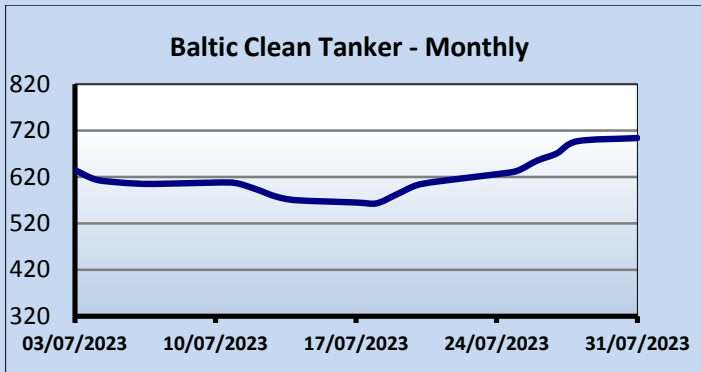
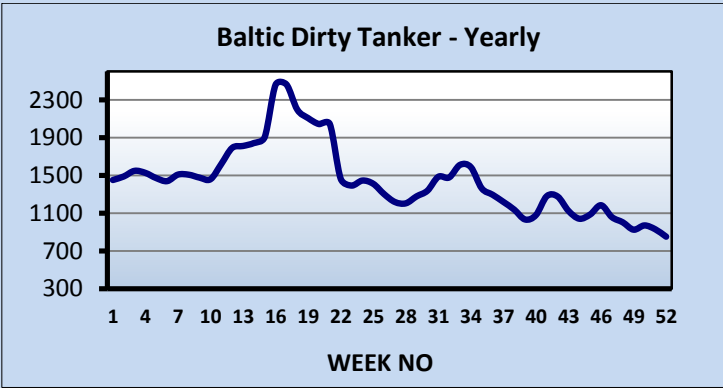
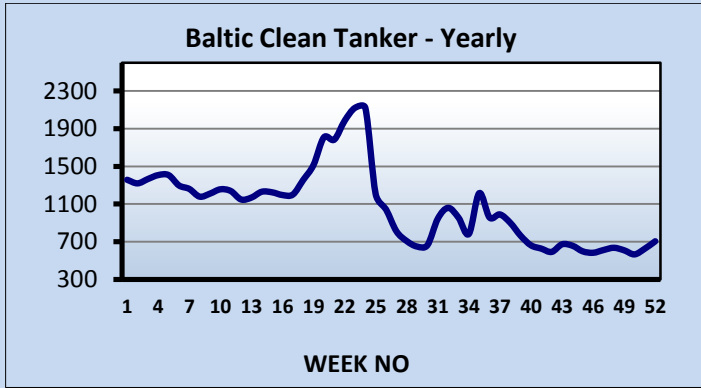


SECOND HAND TONNAGE MARKET



** Excluding demolition sales*

Ship Type	Sale and Purchase Market						
	Feb-23	Mar-23	Apr-23	May-23	Jun-23	Jul-23	Total
BULK	34	59	46	53	38	47	277
TANK	39	46	35	49	21	26	216
GAS	8	4	3	6	3	2	26
CONT	13	10	12	16	15	14	80
TWEEN/MPP	0	0	2	0	0	0	2
REEF	0	0	1	0	0	0	1
RORO	0	2	4	4	0	4	14
FERRY	0	0	0	0	0	0	0
CRUISE	0	1	0	0	0	0	1
Total	94	122	103	128	77	93	617

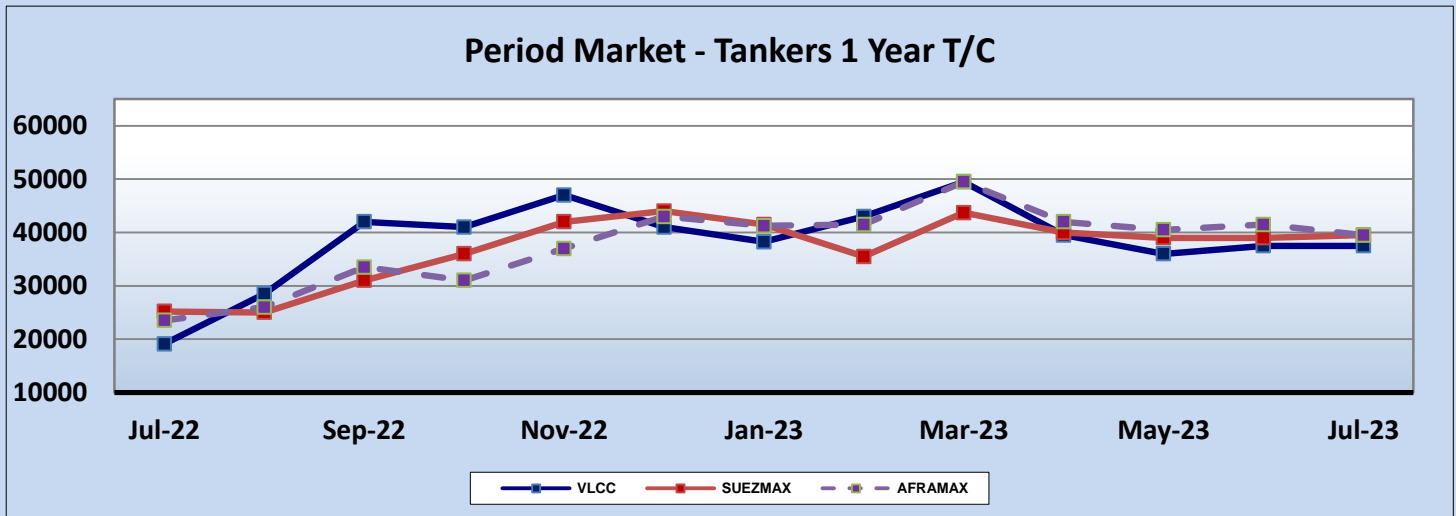
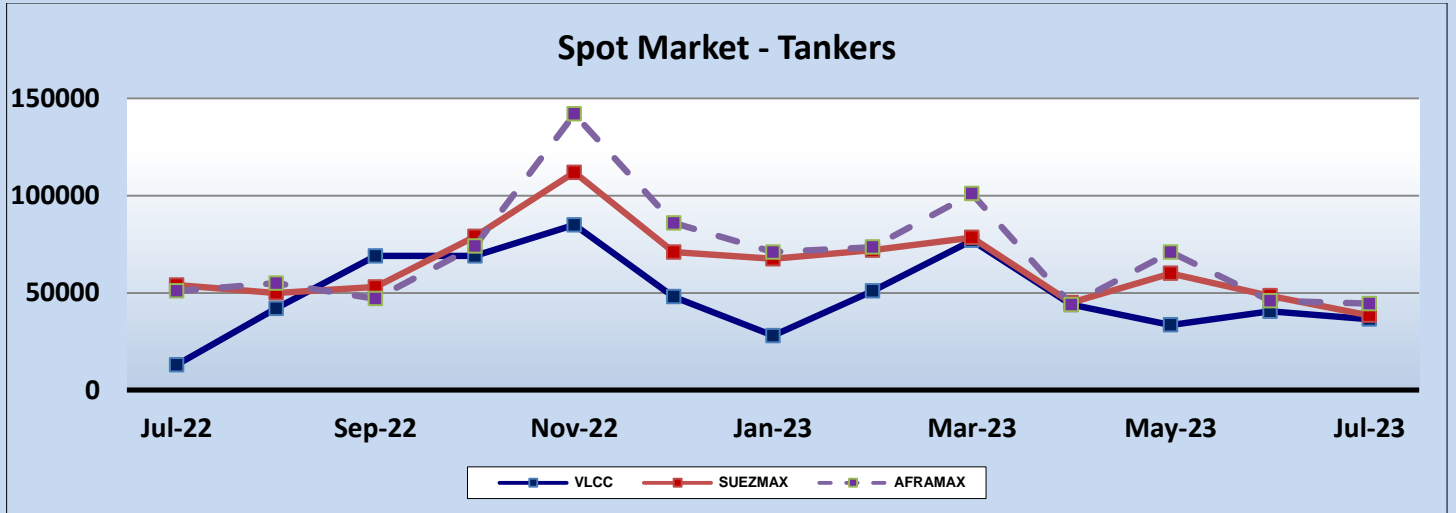


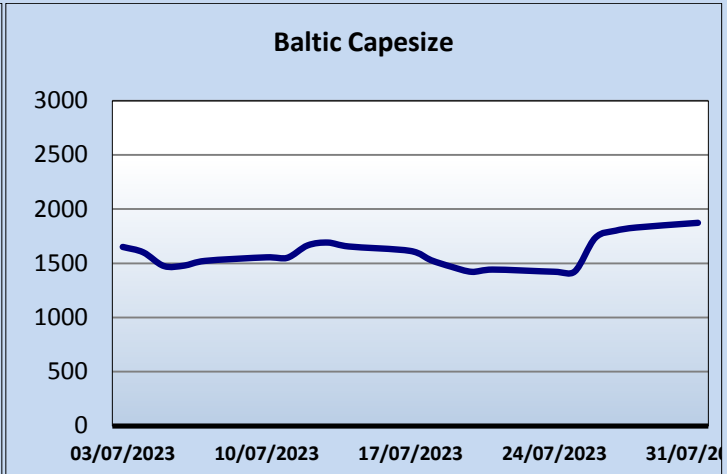
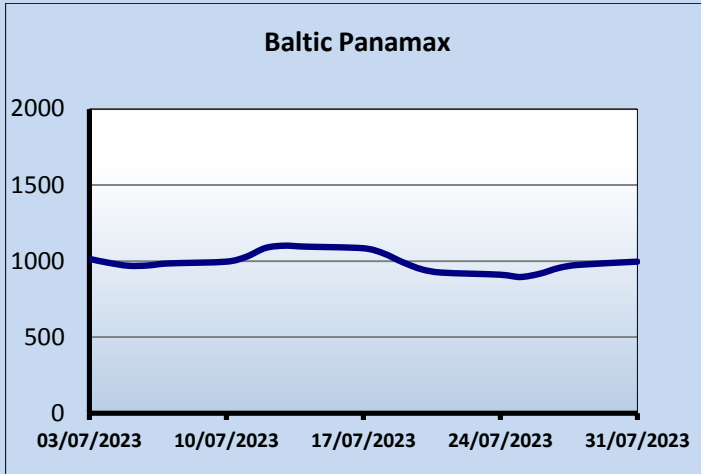
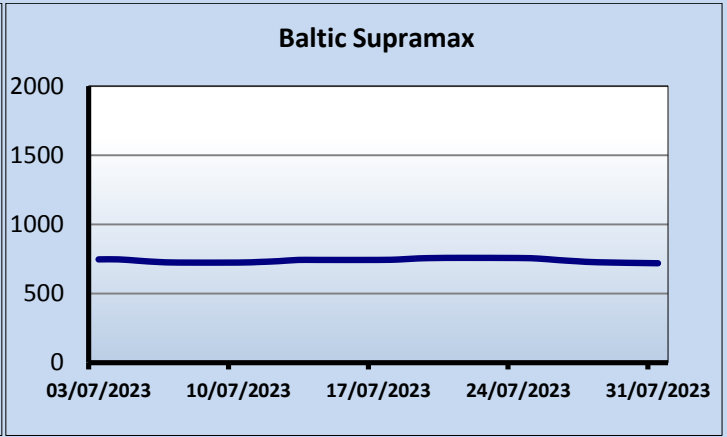
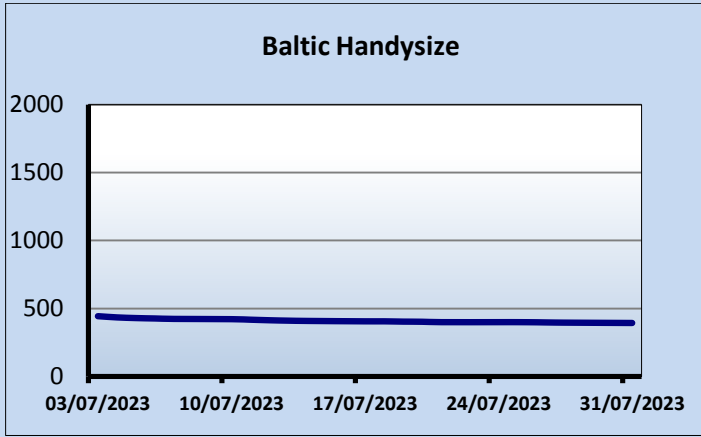
TANKER SALES

NAME	DWT	BLT		PRICE \$ (MIO)	BUYER
SENDJE BERGE	274,333	1974	FRANCE	15	CL OF CESL
FPSO ATLANTA	238,546	1989	KOREA	465	CL OF YINSON HOLDINGS
LULU	316,507	2003	KOREA	42.5	CHINESE
MINERVA ZOE	105,330	2004	KOREA	31	CHINESE
PHOENIX HILL	47,994	2003	JAPAN	16.5	UNDISCLOSED
BEACON HILL	47,278	2005	JAPAN	19	UNDISCLOSED
CELSIUS MONACO	19,999	2005	JAPAN	13.8	UNDISCLOSED
ADVANTAGE PRETTY	37,289	2006	KOREA	19	BESIKTAS LIKID TASIMACILIK
SONANGOL KASSANJE	158,706	2005	KOREA	37	INFINITY SHIPS FZE
DONAT	166,188	2007	CROATIA	41	UNDISCLOSED
EPANASTASEA	109,647	2008	CHINA	37.5	UNDISCLOSED
RIDGEBURY GALILEO	47,872	2006	KOREA	19.5	UNDISCLOSED
MAGELLAN ENDEAVOUR	47,931	2006	JAPAN	16.8	CHINESE
NEW JUPITER	53,116	2008	CHINA	21.5	UNDISCLOSED
WELLINGTON	108,940	2009	CHINA	39.5	FAR EASTERN
ASTRO CHLOE	318,440	2009	KOREA	62	CHINESE
ELANDRA CORALLO	50,607	2008	KOREA	23	UNDISCLOSED
PRO TRIUMPH	105,272	2009	KOREA	39	UNDISCLOSED
SIFA	316,373	2011	KOREA	192	ENBLOC BSS
FIDA	316,373	2011	KOREA		
SAHAM	299,991	2010	JAPAN		SINOKOR
LEON POSEIDON	37,577	2011	KOREA	25	UNDISCLOSED
RIO ARAUCA	158,671	2011	KOREA	48	GATIK SHIP MGMT
STI VILLE	49,990	2013	KOREA	32.5	PERTAMINA
DONG-A TRITON	49,997	2015	KOREA	37.5	UNDISCLOSED
ELANDRA OSPREY	157,470	2018	KOREA	75	EASTERN PACIFIC SHIPPING

GAS SALES

<i>NAME</i>	<i>DWT</i>	<i>BLT</i>		<i>CBM</i>	<i>PRICE \$ (MIO)</i>	<i>BUYER</i>
KENT	26,438	2007	KOREA	34,501	34	CHINESE
IRIS GLORY	54,707	2008	KOREA	82,026	60	CHINESE

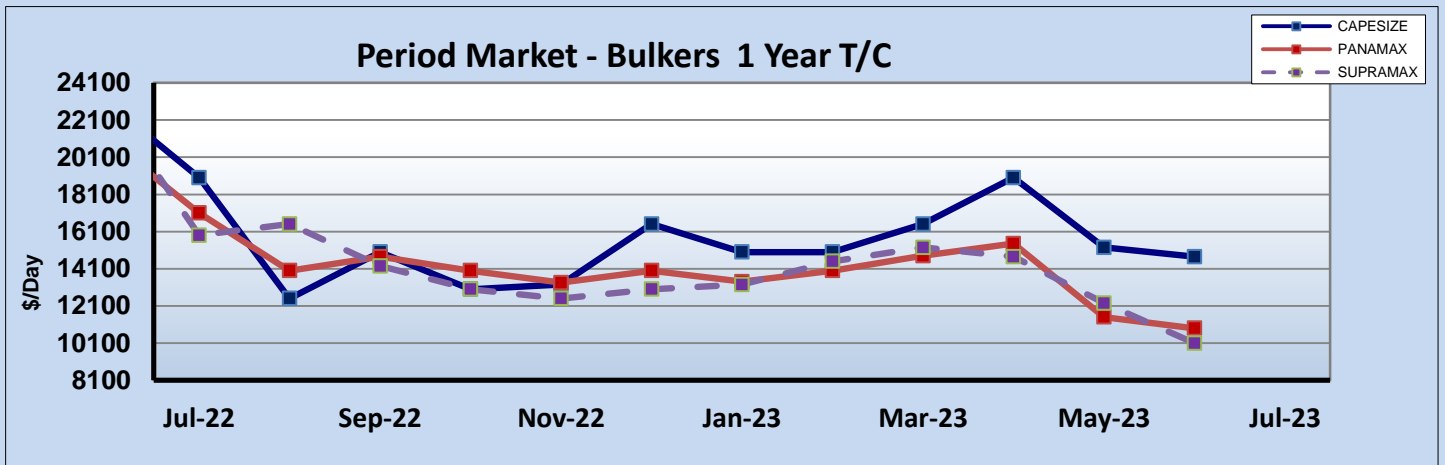
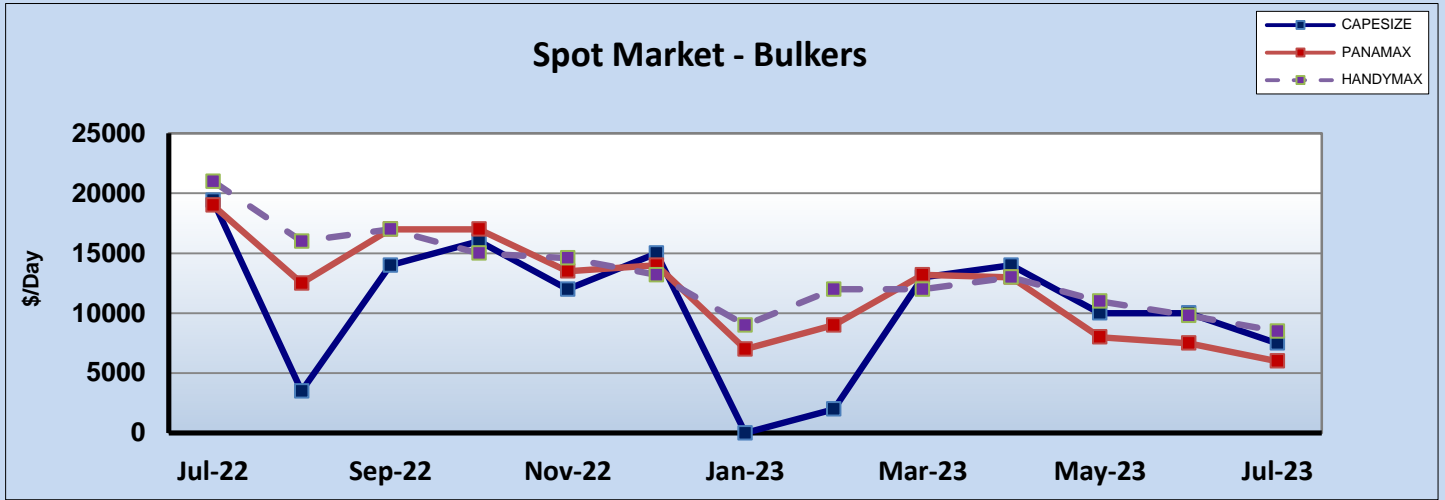




BULKER SALES

NAME	DWT	BLT		GEAR	PRICE \$ (MIO)	BUYER
PRABHU PUNI	76,015	2002	JAPAN	-	9.6	UNDISCLOSED
KATERINA	76,015	2004	JAPAN	-	12.7	UNDISCLOSED
BULK INGENUITY	176,022	2011	CHINA	-	103	ENBLOC BSS
BULK INTEGRITY	175,966	2010	CHINA	-		
BULK ACHIEVEMENT	175,850	2011	CHINA	-		
BULK GENIUS	175,580	2012	CHINA	-		
BULK JOYANCE	175,636	2012	CHINA	-		CL OF DANAOS SHIP.
AQUARANGE	179,842	2011	PHILLIPINES	-	24	COSTAMARE
ALIS	58,000	2013	CHINA	4x35	17.8	UNDISCLOSED
LORD STAR	82,830	2013	JAPAN	-	23	GREEK
SUNNY ETERNITY	77,211	2014	JAPAN	-	20.5	UNDISCLOSED
HL PASSION	179,656	2015	CHINA	-	36	THENAMARIS
KAMBOS	63,696	2015	CHINA	4x30	24.6	GREEK
BEN RINNES	35,000	2015	CHINA	4x30	16.5	GREEK
NORD HYDRA	77,134	2014	JAPAN	-	23.2	UNDISCLOSED
HENRIETTE OLDENDORFF	207,991	2016	CHINA	-	46	KOREAN
VIRGO CONFIDENCE	63,206	2019	CHINA	4x35	54	ENBLOC BSS
GEMINI CONFIDENCE	63,270	2019	CHINA	4x35		UNDISCLOSED
AFRICAN BULKER	36,170	2015	JAPAN	4x31.2	21.5	KOREAN
GLORIOUS MAHUTA	37,775	2015	JAPAN	4x30.7	20.5	UNDISCLOSED
TOMINI BORA	37,985	2016	CHINA	4x30	19.7	GREEK
TOMINI ZONDA	37,976	2016	CHINA	4x30	19.3	GREEK
MONA MANX	63,878	2017	CHINA	4x30	27	UNDISCLOSED
KK PROGRESSION	64,012	2018	PHILLIPINES	4x36	28.5	MYKONOS SHIPPING

JY ATLANTIC	81,096	2019	CHINA	-	30.15	UNDISCLOSED
AGIOS CHARALAMBOS	184,872	2003	JAPAN	-	14	INDIAN
MARYLISA V	52,428	2003	JAPAN	4x30	7.55	CHINESE
TAI HONESTY	55,418	2007	JAPAN	4x30	12.3	UNDISCLOSED
AQUAKATIE	174,142	2007	CHINA	-	15.9	UNDISCLOSED
STAR PLANET	76,812	2005	JAPAN	-	13	UNDISCLOSED
DELPHINUS	76,948	2007	JAPAN	-	13.2	UNDISCLOSED
RHL MARTA	53,808	2007	CHINA	4x36	10	UNDISCLOSED
RESTINGA	82,551	2006	JAPAN	-	13.8	BULKSEAS MARINE
COUGA	50,806	2010	JAPAN	4x30	16	UNDISCLOSED
BENITAMOU	206,291	2008	JAPAN	-	22.8	CHINESE
OCEAN COBALT	180,200	2008	JAPAN	-	19.5	CHINESE
PAN DAISY	32,978	2009	CHINA	4x30.5	18	ENBLOC BSS
PAN EDELWEISS	32,949	2009	CHINA	4x30.5		UNDISCLOSED
SHIOSAI	176,827	2009	JAPAN	-	20.8	CHINESE
AQUAMARINE	182,060	2009	DENMARK	-	18.25	NEW SHIPPING
JOY	79,457	2011	CHINA	-	26.5	ENBLOC BSS
CHRIS	56,838	2010	CHINA	4x30		CL OF LOMAR SHPG
COMITY	37,302	2010	CHINA	4x30	12.8	UNDISCLOSED
GISCOURS	53,208	2009	CHINA	4x35	10	UNDISCLOSED
RHINE CONFIDANTE	57,016	2010	CHINA	4x35	11	UNDISCLOSED
AQUAPROUD	178,055	2009	CHINA	-	19	GREEK
KATYA ATK	28,467	2009	JAPAN	4x30.5	10	UNDISCLOSED



CONTAINER SALES

<i>NAME</i>	<i>DWT</i>	<i>BLT</i>		<i>GEAR</i>	<i>TEU</i>	<i>PRICE \$ (MIO)</i>	<i>BUYER</i>
MONEMVASIA	34,044	1998	GERMANY	3x45	2,470	-	UNDISCLOSED
MAERSK PENANG	38,250	1998	GERMANY	-	2,890	8	RETHYMNIS & KU.
CIMBRIA	39,358	2002	KOREA	-	2,824	42.5	ENBLOC BSS
CARDONIA	39,383	2003	KOREA	-	2,824		UNDISCLOSED
JACKSON BAY	50,608	2007	CHINA	-	4,250	23	FRENCH
NORO	44,164	2007	KOREA	-	3,398	-	UNDISCLOSED
MH HAMBURG	72,982	2009	JAPAN	-	6,494	32	FOROOHARI REED.
NYK DELPHINUS	65,950	2007	KOREA	-	4,888	23	COSMOSHIP
CHIQUITA PASSION	35,391	2008	CHINA	3x45	2,797	15.5	CL OF MSC
ROME EXPRESS	153,514	2010	KOREA	-	12,562	-	CL OF ERNST RUSS
TACOMA TRADER	13,048	2015	CHINA	2x45	13,048	18.5	GERMAN
A KOBE	22,000	2023	CHINA	-	1,800	28	UNDISCLOSED
LONDON BRIDGE	86,999	2024	KOREA	-	8,002	110	ENBLOC BSS
DUBAI BRIDGE	86,999	2024	KOREA	-	8,002		CL OF MSC

Ro-Pax / Fast Ferries SALES

<i>NAME</i>	<i>GT</i>	<i>BLT</i>		<i>Pax</i>	<i>PRICE \$ (MIO)</i>	<i>BUYER</i>
-	-	-	-	-	-	-

CRUISE SALES

<i>NAME</i>	<i>GT</i>	<i>BLT</i>		<i>Pax</i>	<i>PRICE \$ (MIO)</i>	<i>BUYER</i>
-	-	-	-	-	-	-

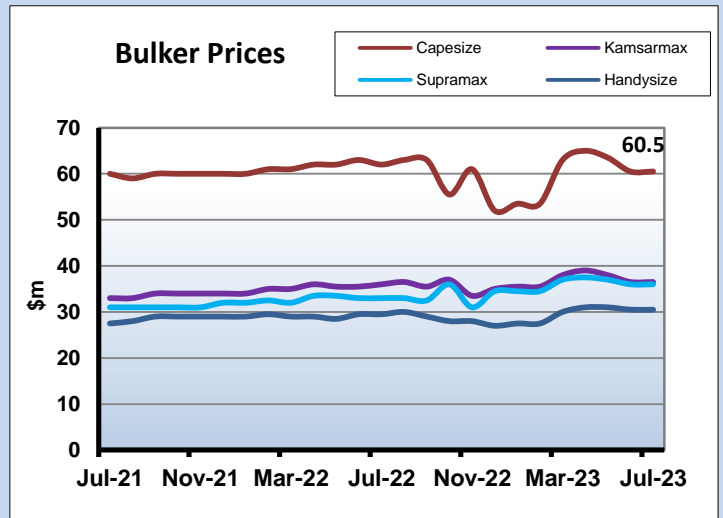
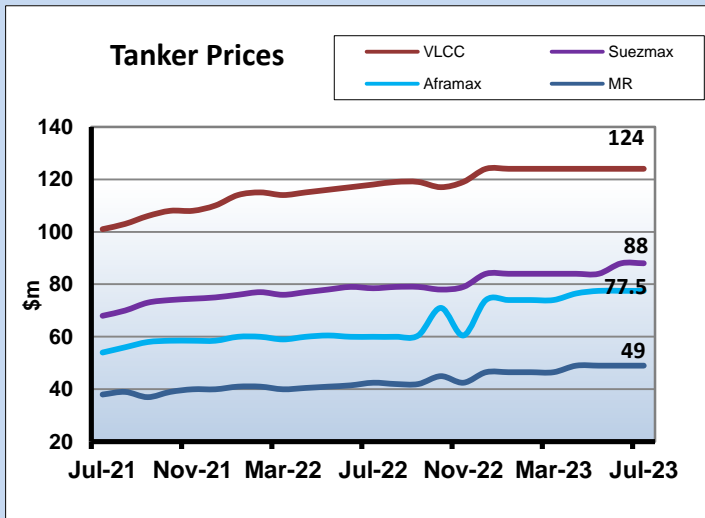
Ro-Ro SALES

<i>NAME</i>	<i>GT</i>	<i>BLT</i>		<i>Pax</i>	<i>PRICE \$ (MIO)</i>	<i>BUYER</i>
MSC TITANIO	51055	2014	KOREA	-	400	ENBLOC BSS
MSC COBALTO	51055	2015	KOREA	-		
JOLLY VANADIO	51055	2015	KOREA	-		
JOLLY PALLADIO	51055	2015	KOREA	-		CL OF ABU DHABI PO.

OFFSHORE SALES

<i>NAME</i>	<i>GT</i>	<i>BLT</i>		<i>BOLL. PULL</i>	<i>PRICE \$ (MIO)</i>	<i>BUYER</i>
STANDARD DUKE	2215	2012	ITALY	-	11	UNDISCLOSED
HARVEY LION	878	2010	USA	-	-	ENBLOC BSS
HARVEY COWBOY	1158	2011	USA	-	-	UNITED STATES

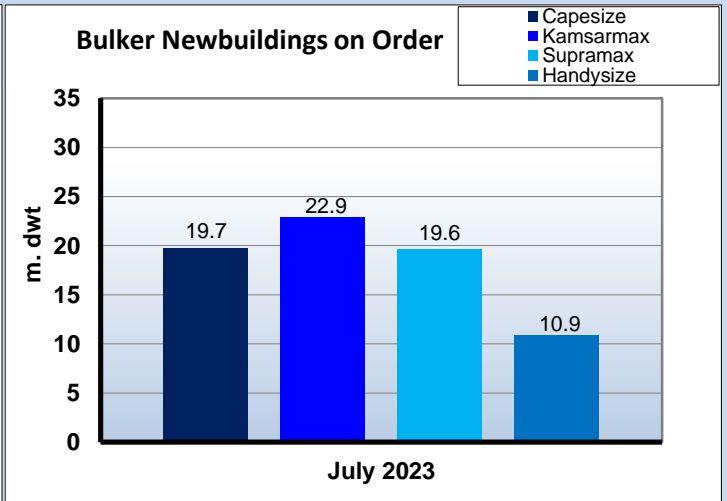
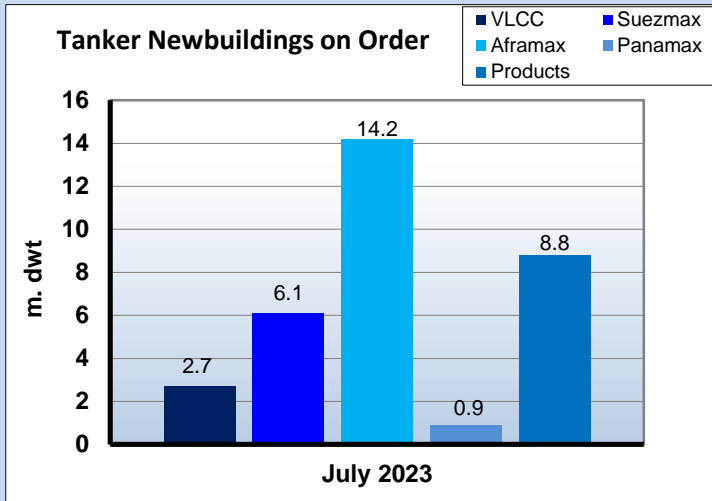
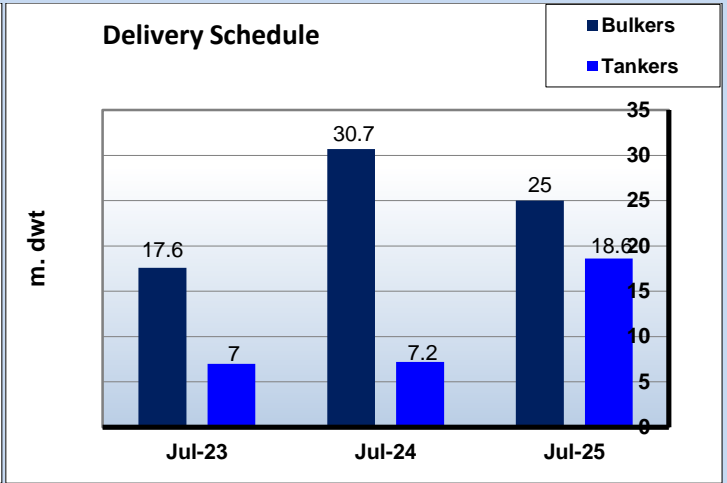
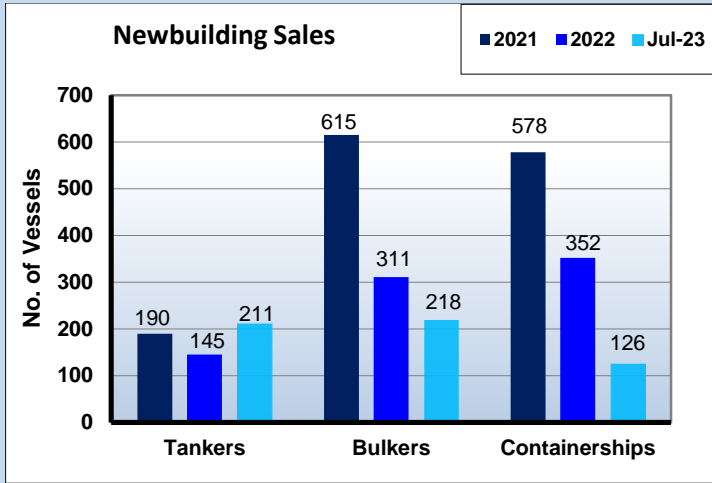
NEW BUILDING MARKET AND REPORTED CONTRACTS



Dry Bulk Orderbook				
Ship Type	m.Dwt 2023	2024	2025+	Total No. Ships
Capesize	5.1	7.4	7.2	99
Kamsarmax	5.6	8.6	8.7	280
Supra/Hmax	4.3	9.9	5.5	312
Handies	2.5	4.8	3.6	315
Total	17.6	30.7	25.0	1006

Tanker Orderbook				
Ship Type	m.Dwt 2023	2024	2025+	Total No. Ships
VLCC/VLCC	2.1	0.0	0.6	9
Suezmax	0.5	1.3	4.4	39
Aframax	2.7	3.1	8.4	124
Panamax	0.1	0.0	0.8	12
MR + Small	1.6	2.8	4.4	241
Total	7.0	7.2	18.6	425

LPG Orderbook				
Ship Type	,000cb 2023	2024	2025+	Total No. Ships
VLGC	2,437	1,446	4,352	90
LGC	0	45	360	9
MR	445	299	152	24
Handy	46	70	30	25
Small	1	5	0	3
Total m.Dwt	2,930	1,866	4,894	151



DWT in Thousands	Newbuilding Historical Prices (\$m)													
	Jul-23	2022	2021	2020	2019	2018	2017	2016	2010	2005	2000	1995	1990	1985
Tankers														
320 DWT ¹	124	124	110	85.5	95.6	92.4	81.5	84.5	104.8	120	76.5	85.3	87.4	38.2
170 DWT ¹	88	84	75	57	71.7	60.6	55	54.5	66.3	71.5	52.5	54	66.1	28.2
115 DWT ¹	77.5	74	58.5	46.5	55.1	48.1	44	44.5	56	58	41.5	43.3	53.2	18.1
50 DWT ¹	49	46.5	40	34	38.8	36.7	33.8	32.5	36.1	43	29.5	33.2	32.1	13.3
Bulkers														
185 DWT ¹	60.5	51.5	46.5	51.8	50.4	44	42	46	57.2	58.5	40.5	42.3	60.2	29.3
83 DWT ¹	36.5	35	26	30.6	28.1	25.5	24.5	25.7	34.3	36	22.5	27.9	30	13.4
64 DWT [*]	36	34	24	27.4	26.2	24	22.3	24.1	31.1	31	20.5	24.1	25.3	12.4
35 DWT [*]	30.5	27	23	22.6	23.9	22	19.5	20.3	26.3	25.5	15	19.2	21.3	9.7
	¹ Before 2001 sizes to read 280,000 - 140,000 - 95,000 - 40,000 respectively for tankers and 150,000 - 69,000 for Bulkers ² Single Hull ³ 30,000 DWT +Prior 2017 to read 73 - 76k dwt, 45k dwt & 30k dwt (note: above is for vessels built Japan / Korea, you should also consider US\$ / Yen / Won relation for the years mentioned)													

Newbuilding Orders

TYPE	DWT	BUILDER	DELIVERY	PRICE \$	OWNER	NOTES
PCC	21,000	HYUNDAI MIPO	JUN 2027	129.50	RAY CAR CARRIERS	LNG
PCC	21,000	HYUNDAI MIPO	JUN 2027	129.50	RAY CAR CARRIERS	LNG
PCC	21,000	HYUNDAI MIPO	JUN 2027	129.50	RAY CAR CARRIERS	LNG
PCC	21,000	HYUNDAI MIPO	JUN 2027	129.50	RAY CAR CARRIERS	LNG
LPG	35,000	HYUNDAI MIPO	OCT 2026	73.90	PASCOGAS	LPG
CSOV	-	ULSTEIN ULSTEINVIK	DEC 2027	-	B.SCHULTE OFFSHORE	-
CSOV	-	ULSTEIN ULSTEINVIK	JUN 2027	-	B.SCHULTE OFFSHORE	-
CSOV	-	ULSTEIN ULSTEINVIK	DEC 2026	-	B.SCHULTE OFFSHORE	-
CSOV	-	ULSTEIN ULSTEINVIK	JUN 2026	-	B.SCHULTE OFFSHORE	-
CSOV	-	ULSTEIN ULSTEINVIK	OCT 2025	-	B.SCHULTE OFFSHORE	-
CSOV	-	ULSTEIN ULSTEINVIK	MAR 2025	-	B.SCHULTE OFFSHORE	-
LPG	58,000	HYUNDAI HI (ULSAN)	DEC 2026	106.60	UNKNOWN	SCRUB FIT.
LPG	58,000	HYUNDAI HI (ULSAN)	DEC 2026	106.60	UNKNOWN	SCRUB FIT.
LPG	58,000	HYUNDAI HI (ULSAN)	DEC 2026	106.60	UNKNOWN	SCRUB FIT.
MPP/HVY, LIFY	12,500	HUANGHAI SB	JAN 2026	-	BRIESE SCHIFFAHRTS	-
MPP/HVY, LIFY	12,500	HUANGHAI SB	NOV 2025	-	BRIESE SCHIFFAHRTS	-
MPP/HVY, LIFY	12,500	HUANGHAI SB	SEP 2025	-	BRIESE SCHIFFAHRTS	-
MPP/HVY, LIFY	12,500	HUANGHAI SB	MAR 2026	-	BRIESE SCHIFFAHRTS	-
MPP/HVY, LIFY	12,500	HUANGHAI SB	JAN 2026	-	BRIESE SCHIFFAHRTS	-
MPP/HVY, LIFY	12,500	HUANGHAI SB	NOV 2025	-	BRIESE SCHIFFAHRTS	-
MPP/HVY, LIFY	12,500	HUANGHAI SB	OCT 2025	-	BRIESE SCHIFFAHRTS	-
BULK	82,600	CHENGXI SHIPYARD	AUG 2026	-	HUAXIA LEASING	-
BULK	82,600	CHENGXI SHIPYARD	APR 2026	-	HUAXIA LEASING	-
BULK	82,000	HENGLI HI	MAR 2027	-	SEA TRADERS	SCRUB. FIT.
BULK	82,000	HENGLI HI	JAN 2027	-	SEA TRADERS	SCRUB. FIT.
BULK	82,000	HENGLI HI	NOV 2026	-	SEA TRADERS	SCRUB. FIT.
BULK	82,000	HENGLI HI	SEP 2026	-	SEA TRADERS	SCRUB. FIT.
BULK	82,000	HENGLI HI	JUL 2026	-	SEA TRADERS	SCRUB. FIT.
BULK	82,000	HENGLI HI	MAY 2026	-	SEA TRADERS	SCRUB. FIT.
BULK	82,000	HENGLI HI	MAR 2026	-	SEA TRADERS	SCRUB. FIT.
BULK	82,000	HENGLI HI	JAN 2026	-	SEA TRADERS	SCRUB. FIT.
BULK	82,000	HENGLI HI	DEN 2025	-	SEA TRADERS	SCRUB. FIT.
BULK	82,000	HENGLI HI	OCT 2025	-	SEA TRADERS	SCRUB. FIT.
TANKER	320,000	NEW TIMES SB	MAY 2027	-	DYNACOM TANKERS M.	SCRUB. FIT.
TANKER	320,000	NEW TIMES SB	MAR 2027	-	DYNACOM TANKERS M.	SCRUB. FIT.
TANKER	320,000	NEW TIMES SB	JAN 2027	-	DYNACOM TANKERS M.	SCRUB. FIT.
TANKER	320,000	NEW TIMES SB	NOV 2026	-	DYNACOM TANKERS M.	SCRUB. FIT.
CONT	185,000	SAMSUNG HI	2026	194	EVERGREEN MARINE	METHANOL
CONT	185,000	SAMSUNG HI	2026	194	EVERGREEN MARINE	METHANOL
CONT	185,000	SAMSUNG HI	2026	194	EVERGREEN MARINE	METHANOL
CONT	185,000	SAMSUNG HI	2026	194	EVERGREEN MARINE	METHANOL
CONT	185,000	SAMSUNG HI	2026	194	EVERGREEN MARINE	METHANOL
CONT	185,000	SAMSUNG HI	2026	194	EVERGREEN MARINE	METHANOL
CONT	185,000	SAMSUNG HI	2026	194	EVERGREEN MARINE	METHANOL
CONT	185,000	SAMSUNG HI	2026	194	EVERGREEN MARINE	METHANOL
CONT	185,000	NIHON SHIPYARD	2027	-	EVERGREEN MARINE	METHANOL
CONT	185,000	NIHON SHIPYARD	2027	-	EVERGREEN MARINE	METHANOL
CONT	185,000	NIHON SHIPYARD	2027	-	EVERGREEN MARINE	METHANOL
CONT	185,000	NIHON SHIPYARD	2027	-	EVERGREEN MARINE	METHANOL
CONT	185,000	NIHON SHIPYARD	2026	-	EVERGREEN MARINE	METHANOL
CONT	185,000	NIHON SHIPYARD	2026	-	EVERGREEN MARINE	METHANOL
CONT	185,000	NIHON SHIPYARD	2026	-	EVERGREEN MARINE	METHANOL
CONT	185,000	NIHON SHIPYARD	2026	-	EVERGREEN MARINE	METHANOL
BULK	82,600	CHENGXI SHIPYARD	2026	-	AGRICORE SHIPPING	-
BULK	82,600	CHENGXI SHIPYARD	2026	-	AGRICORE SHIPPING	-
LPG	56,000	KAWASAKI HI SAK.	APR 2026	-	NIPPON YUSEN KAISHA	-

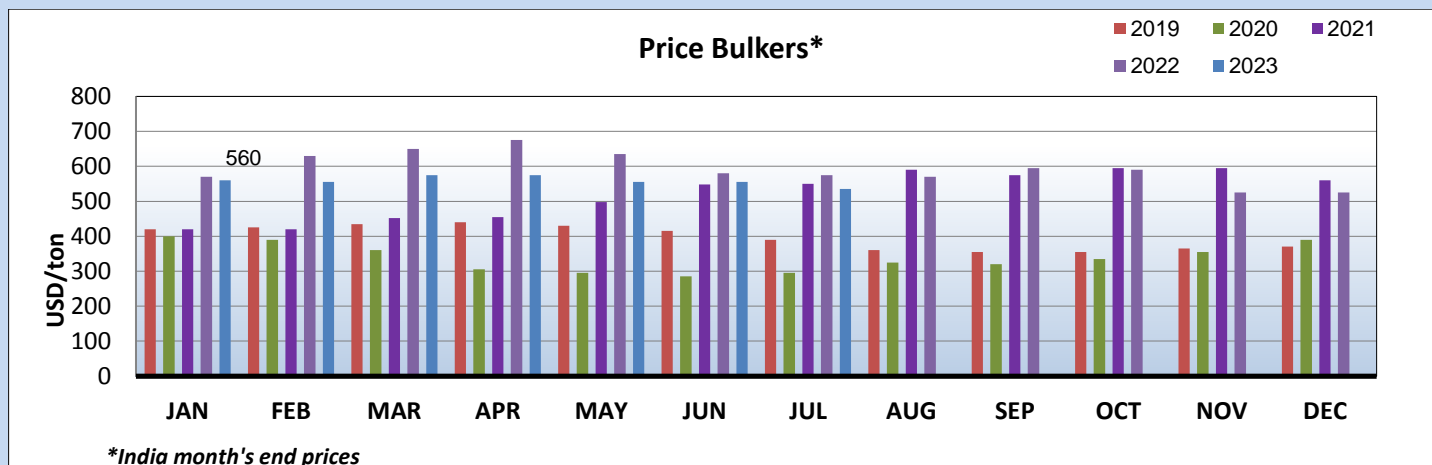
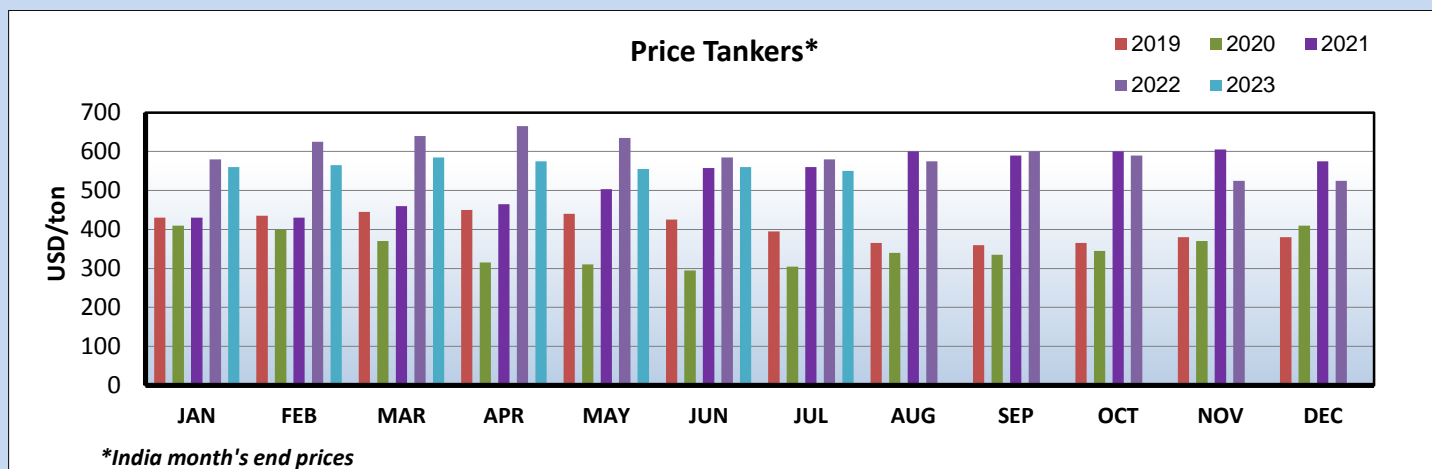
TANKER	307,000	CSSC (TIANJIN)	MAR 2027	-	DYNACOM TANKERS M.	SCRUB. FIT.
TANKER	307,000	CSSC (TIANJIN)	DEC 2026	-	DYNACOM TANKERS M.	SCRUB. FIT.
LCO2/LPG CA.	20,000	HYUNDAI MIPO	APR 2026	-	CAPITAL MARITIME	AMMONIA
LCO2/LPG CA.	20,000	HYUNDAI MIPO	APR 2026	-	CAPITAL MARITIME	AMMONIA

DEMOLITION MARKET

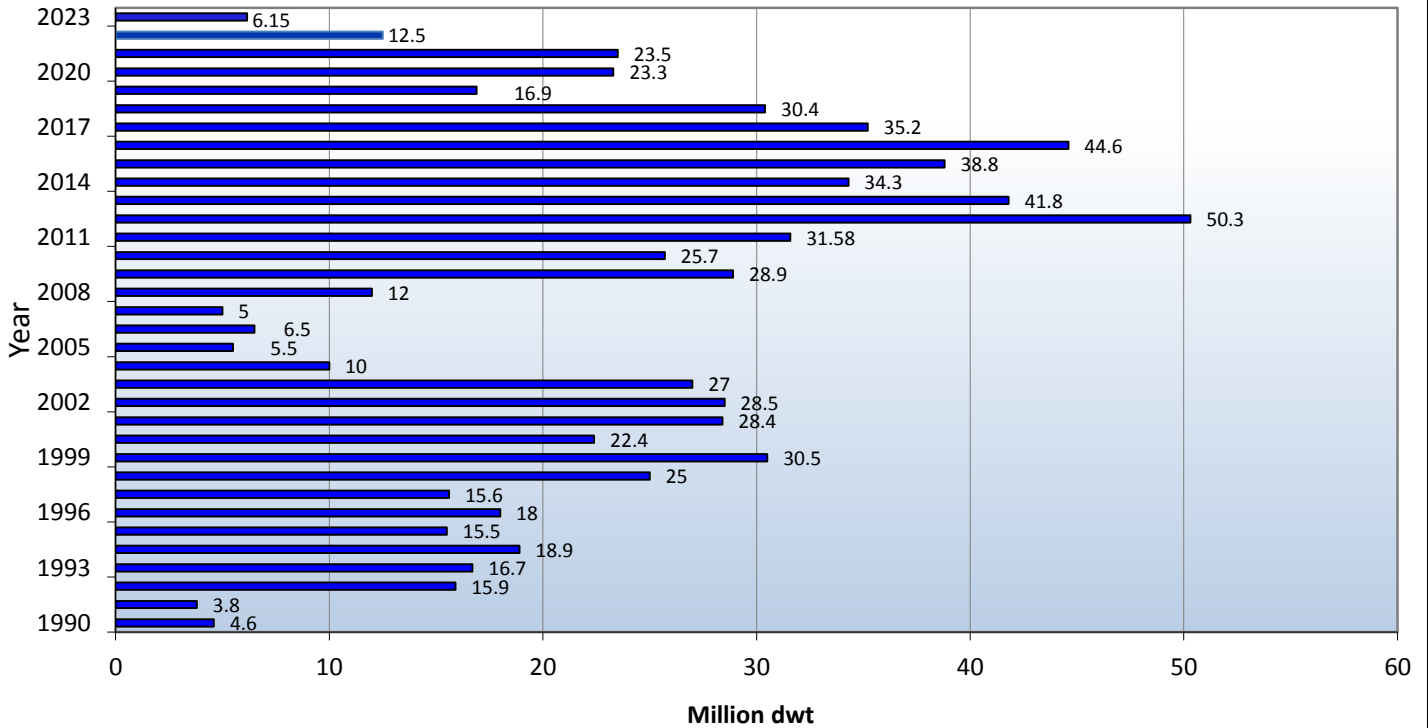
* MONTH'S END PRICES

Demolition Prices		
	Gen Cargo	Tanker
India	545/lt Ldt	550/lt Ldt
Bangladesh	590/lt Ldt	585/lt Ldt
Pakistan	545/lt Ldt	555/lt Ldt
Turkey	330/lt Ldt	330/lt Ldt

Demolition Historical Data

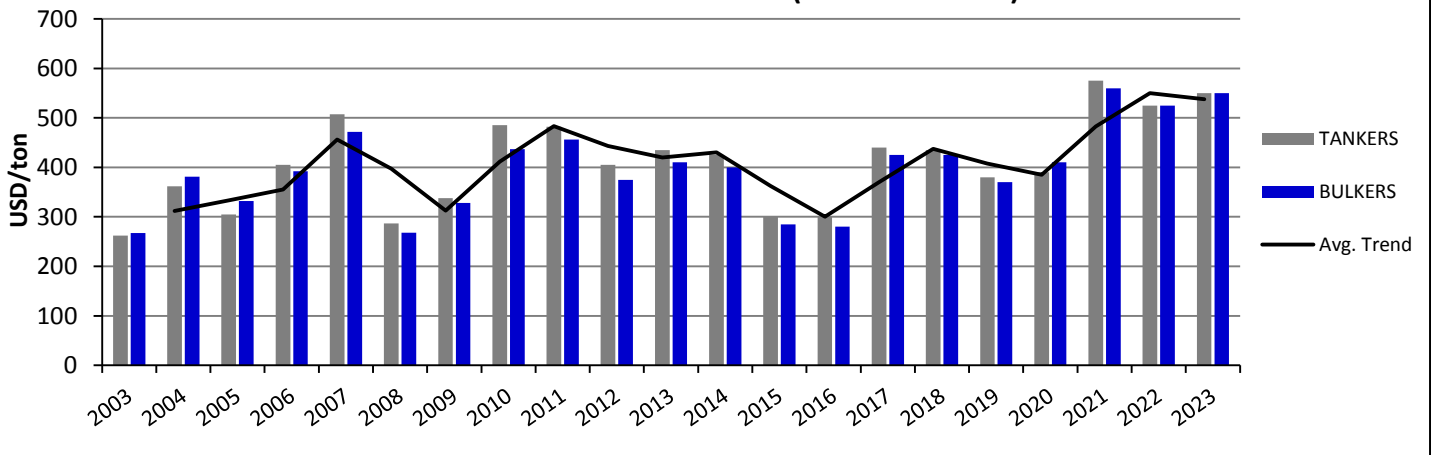


Total Demolition (Dwt)



* Bss reported sales

Historical Demolition Prices (India Year's End)



HISTORICAL DEMOLITION PRICES (*Indian Year's End)

	2005	2006	2007	2008	2009	2010	2011	2012	2013	2014	2015	2016	2017	2018	2019	2020	2021	2022	CURR
WET	302	405	507	287	338	485	482	405	435	425	300	300	440	435	380	410	575	525	550
DRY	332	392	472	268	328	437	456	375	410	400	285	280	425	425	370	390	560	525	550

India

<i>TYPE</i>	<i>NAME</i>	<i>DWT</i>	<i>BLT</i>	<i>LDT</i>	<i>PRICE \$/LDT</i>	<i>COMMENTS</i>
BULK	ASIAN BULK	70,165	1996	-	-	-
REEF	GREEN EXPLORER	5,129	1991	-	-	-
CONT	MSC FEDERICA	60,350	1990	23,740	507	-

Bangladesh

<i>TYPE</i>	<i>NAME</i>	<i>DWT</i>	<i>BLT</i>	<i>LDT</i>	<i>PRICE \$/LDT</i>	<i>COMMENTS</i>
TWEEN	JIN CHENG SHAN	16,270	1973	-	-	-
GAS	BUSAN GAS	1,283	1989	-	-	-
BULK	HAVEN GUARDER	27,860	1995	6,079	554	-
CONT	ZHONG DA	9,865	2000	3,856	608	-

Pakistan

<i>TYPE</i>	<i>NAME</i>	<i>DWT</i>	<i>BLT</i>	<i>LDT</i>	<i>PRICE \$/LDT</i>	<i>COMMENTS</i>
-	-	-	-	-	-	-

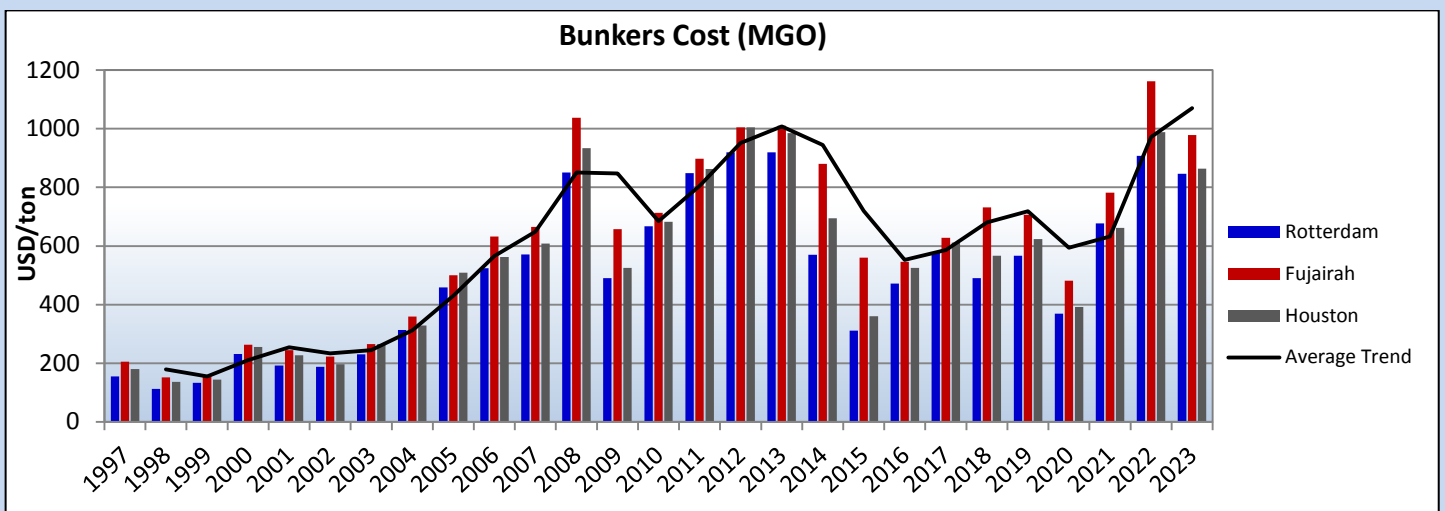
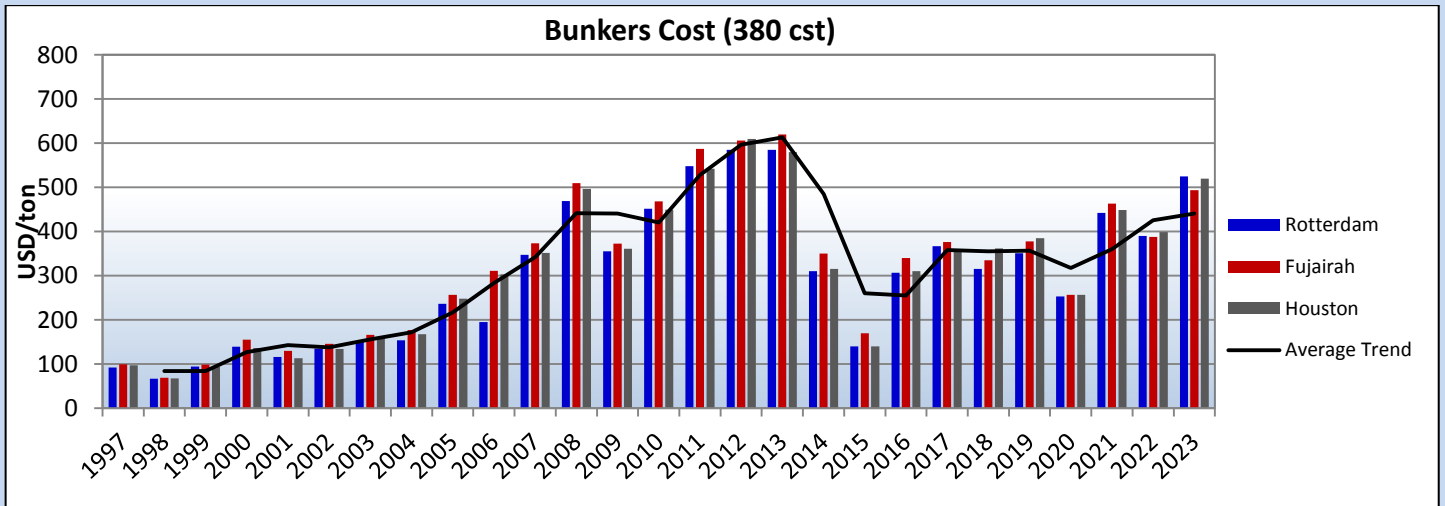
Turkey

<i>TYPE</i>	<i>NAME</i>	<i>DWT</i>	<i>BLT</i>	<i>LDT</i>	<i>PRICE \$/LDT</i>	<i>COMMENTS</i>
-	-	-	-	-	-	-

Other

<i>TYPE</i>	<i>NAME</i>	<i>DWT</i>	<i>BLT</i>	<i>LDT</i>	<i>PRICE \$/LDT</i>	<i>COMMENTS</i>
BULK	KOKURYU MARU	2,700	1992	-	325	AS IS JAPAN
BULK	SHUN FENG 9	73,350	1994	-	510	AS IS CHINA
BULK	XIANG HE	42,529	1994	9,016	520	AS IS SPORE
BULK	JI YOU	45,296	1994	7,548	510	AS IS CHINA
TANK	PETROBRAS 32	282,750	1974	-	-	AS IS RIO
GAS	GOLAR SPIRIT	80,239	1981	-	425	AS IS GREECE
GAS	SEAPEAK POLAR	48,817	1993	-	637	AS IS KHOR FAKKAN
TANK	HENG YANG	8,143	1994	3,550	930	AS IS INDONESIA
CONT	ALAM JAYA LI	3,800	1997	-	-	AS IS MALAYSIA
FERRY	ROYAL WING	542	1960	-	-	-

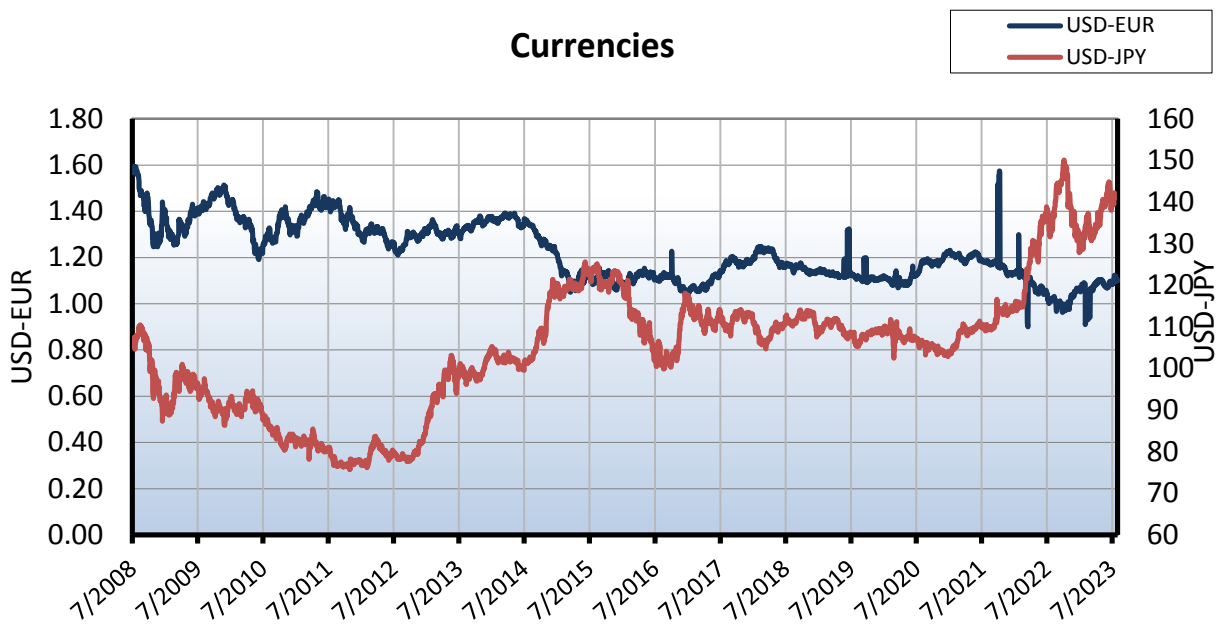
HISTORICAL BUNKER PRICES



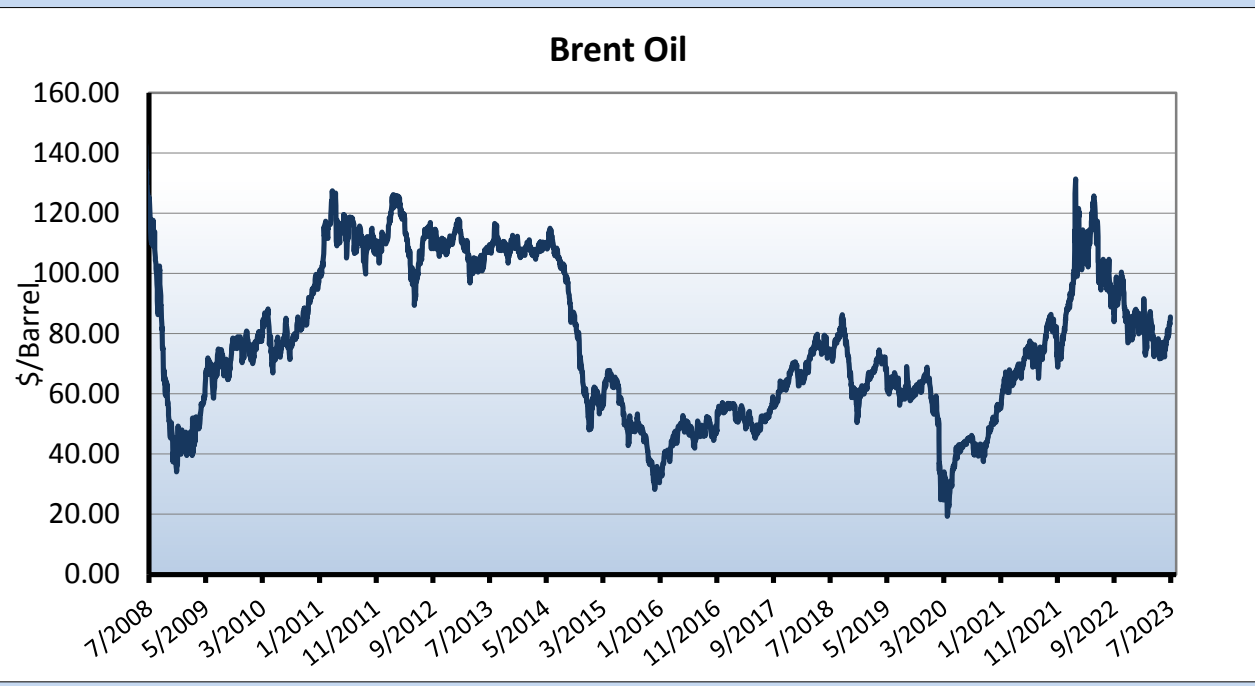
	HISTORICAL BUNKER PRICES					
	Rotterdam		Fujairah		Houston	
	380 cst	MGO	380 cst	MGO	380 cst	MGO
2003	151	230.4	166.3	265.2	160.2	265.1
2004	154	313.4	176.7	359.3	167.3	328.7
2005	236	458.4	256.6	500.1	248.3	508.5
2006	195	524.1	310.9	631.8	303	562.3
2007	347	571.3	373.7	664.7	351.8	608.6
2008	469	850.7	509.4	1037.7	496.8	933.2
2009	355	490.6	372.8	657	360.7	525
2010	452	667.1	468.2	712.9	449.3	683
2011	548	848.6	587.5	897.5	542.1	862.4
2012	585	920	606	1005	610	1005
2013	585	920	620	1010	580	985
2014	310	570	350	880	315	695
2015	140	311	170	560	140	360
2016	307	472	340	546	310	525
2017	367	579	376	627.5	356	612
2018	315	490	335	732	362	567
2019	290.4	607.2	290.3	760.3	342	647.8
2020	302	426	312	474	296	461.75
2021	442.5	677	463	782	449	661.5
31-07-23	525	846	494	978	520	864

MARKET INDICATORS

Currencies



Brent Oil



	GBP	CAD	EUR	JPY	CHF	USD	AUD
GBP	1	0.5885	0.8568	0.0055	0.8914	0.7806	0.5176
CAD	1.6992	1	1.4558	0.0093	1.5148	1.3265	0.8795
EUR	1.1672	0.6867	1	0.0064	1.0405	0.9114	0.6039
JPY	182.7928	107.5416	156.6143	1	162.9638	142.7400	94.5795
CHF	1.1217	0.6599	0.9610	0.0061	1	0.8759	0.5804
USD	1.2806	0.7534	1.0972	0.0070	1.1417	1	0.6626
AUD	1.9327	1.1370	1.6559	0.0106	1.7230	1.5092	1

* 31/07/2023 values

STOCK WATCH

NAME	TICKET	THIS MONTH*	LAST MONTH	CHANGE %	52w HIGH	52w LOW
Capital Product Partners	CPLP	15.34	13.72	11.81%	16.10	11.93
Diana Shipping Inc.	DSX	3.9	3.69	5.69%	6.34	3.36
Dynagas LNG Partners LP	DLNG	2.82	2.51	12.35%	4.26	2.08
Eagle Bulk Shipping Inc.	EGLE	46.19	48.04	-3.85%	67.09	39.16
Euroseas Ltd.	ESEA	22.01	21.69	1.48%	30.00	16.88
Costamare Inc.	CMRE	11.17	9.67	15.51%	12.20	7.71
Navios Maritime Holdings	NM	2.05	1.64	25.00%	2.97	1.53
GasLog Ltd.	GLOG	24.50	24.41	0.37%	25.75	21.42
Safe Bulkers Inc.	SB	3.33	3.26	2.15%	3.93	2.35
Star Bulk Carriers Corp.	SBLK	18.08	17.70	2.15%	27.82	16.57
Stealthgas Inc.	GASS	4.93	4.26	15.73%	5.02	2.39
TEN Inc.	TNP	20.96	17.82	17.62%	24.78	12.00
TOP Ships Inc.	TOPS	0.7368	0.5717	28.88%	11.60	0.56
Danaos Corporation	DAC	70.42	66.79	5.43%	79.04	51.10

* 31/07/2023 values

~~~~~

Disclaimer: Information and data that appear in this report have been obtained from various sources which are believed to be correct and reliable. However, Athenian Shipbrokers S.A. does not guarantee their accuracy or completeness and therefore cannot be held liable for any loss incurred as a result of reliance in any way whatsoever on the information contained herein.

**Kind Regards,**



**ATHENIAN SHIPBROKERS S.A.**