



ATHENIAN SHIPBROKERS S.A.

107-109, Vas. Pavlou Str., GR 166 73, Voula, Athens, Greece

Tel: +30 210 9659700 - Fax: +30 210 8996040

Email S & P : athenian@atheniansa.gr

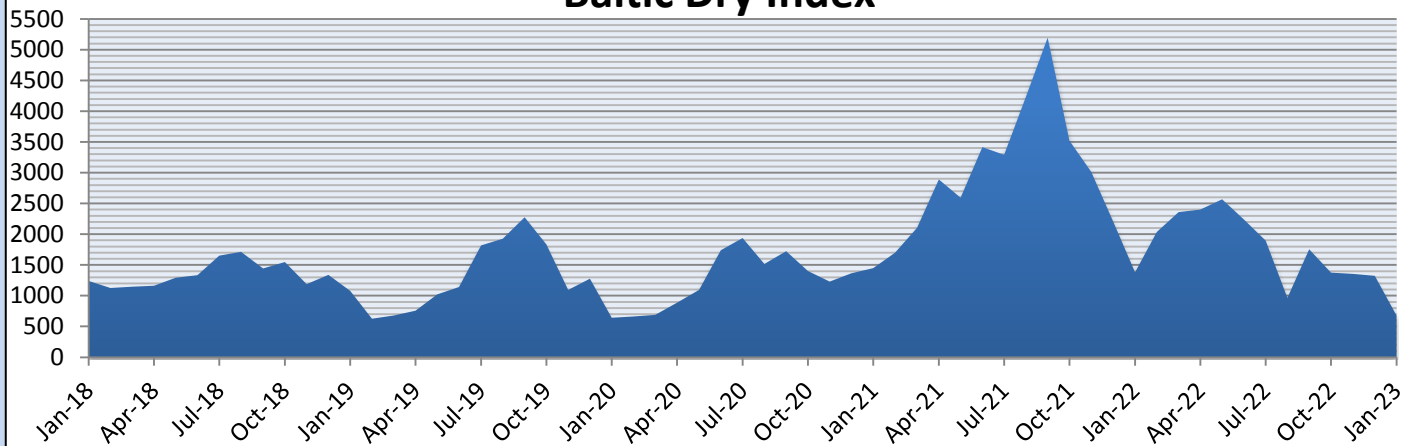
Email Chartering : chartering@atheniansa.gr

www.atheniansa.gr

JAN 2023

MONTHLY REPORT

Baltic Dry Index



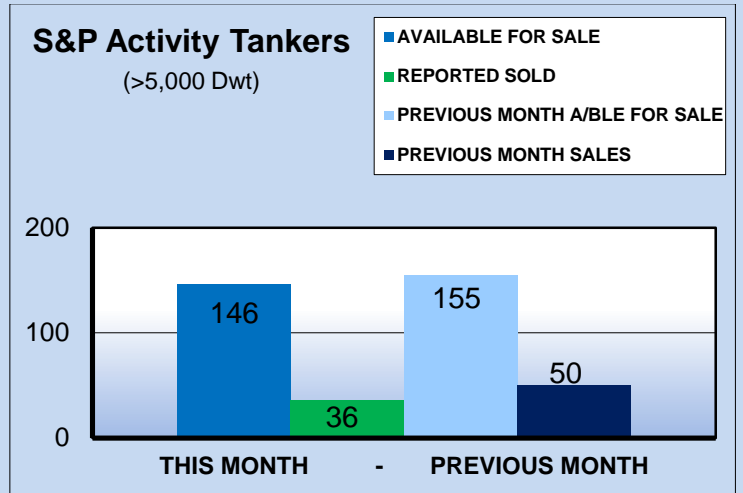
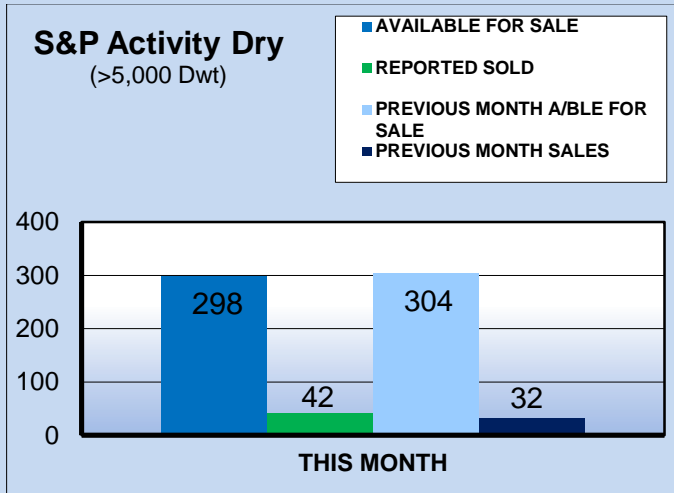
PRICES TANKERS (\$ MIO)

* Prices reflect Year's End	2017	2018	2019	2020	2021	2022	JAN-23
VLCC 5Y	64	63	75	63	69	93.5	99
VLCC 10Y	41	40	53	43	45	69	75
SUEZMAX 5Y	43	42	53	42	46	64	67
AFRAMAX 5Y	32	32	41	42.5	40	58.5	61.5
AFRAMAX 10Y	22	22	30	28.3	26	44	49
PANAMAX 5Y	28	28	30	29.5	30	44	46
51K 5Y	25	27.5	30	26.5	27	39	40.5
47K 10Y	17.5	16.5	19	17.5	17	29.5	32

PRICES BULKERS (\$ MIO)

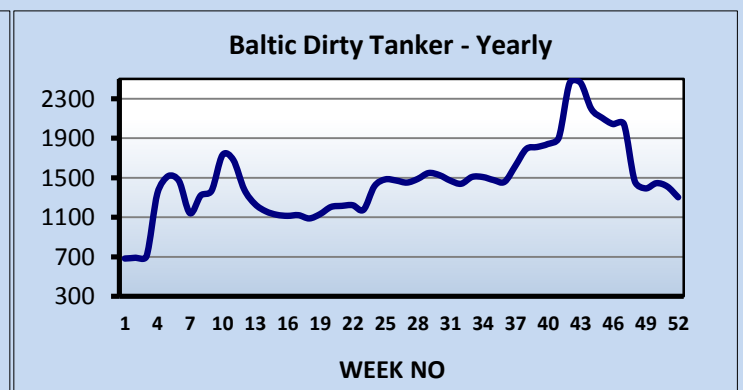
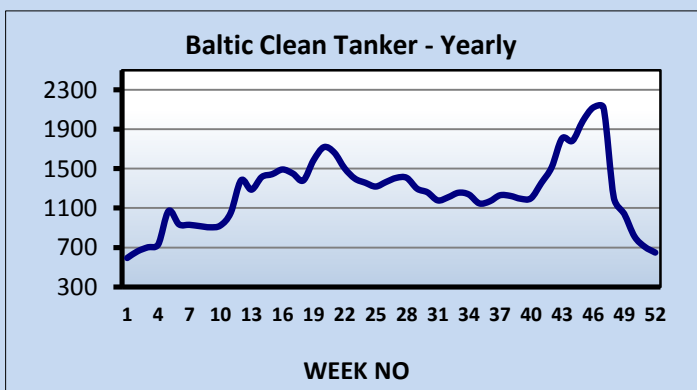
* Prices reflect Year's End	2017	2018	2019	2020	2021	2022	JAN-23
CAPE SIZE 5Y	33	33	37.5	35.3	46.5	42	43
CAPE SIZE 10Y	20.5	23.5	22	19	32.5	27	28
CAPE SIZE 15Y	13	14	13.5	12	20	16.5	17.5
KAMSARMAX 5Y	22.5	23.5	23.5	21.8	32	29	29
KAMSARMAX 10Y	14.5	14.5	13.5	13.5	22	21	21.5
PANAMAX 15Y	11	9	9.5	8.8	16	14.5	13.75
PANAMAX 20Y	6.5	6.5	6	5.7	10	9.5	8.75
ULTRAMAX 5Y	17.5	18	17	17.3	29	27	27.5
SUPRAMAX 10Y	13.5	14	12.5	10.5	20	17	17.5
HANDY 37K 5Y	14.3	15	16.7	14.5	24	22	23.5
HANDY 37K 10Y	10.5	11.8	9.2	8.7	17	15.5	15.5

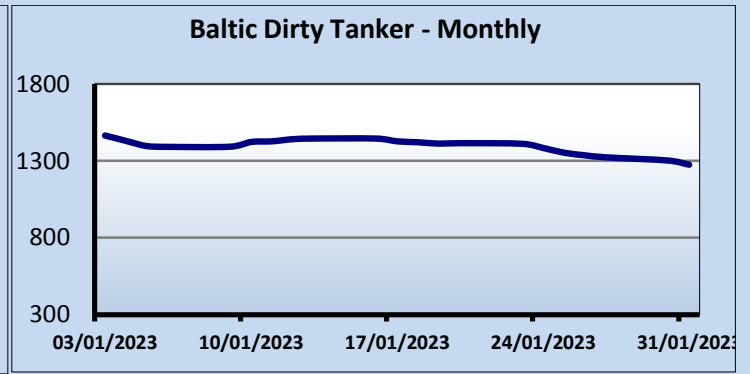
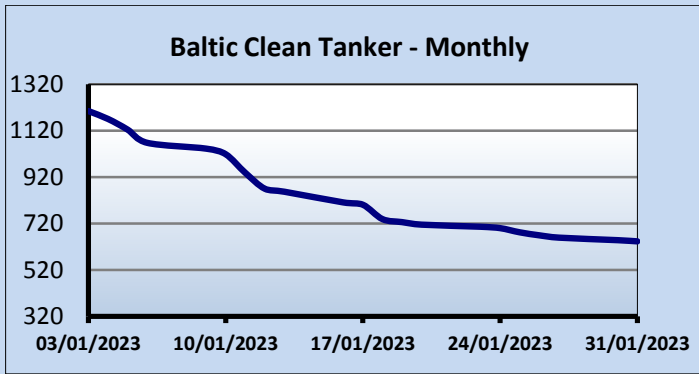
SECOND HAND TONNAGE MARKET



* Excluding demolition sales

Ship Type	Sale and Purchase Market							Total
	Aug-22	Sep-22	Oct-22	Nov-22	Dec-22	Jan-23		
BULK	28	27	66	36	29	33	219	
TANK	43	30	50	30	41	36	230	
GAS	3	2	14	7	4	10	40	
CONT	7	4	6	2	3	9	31	
TWEEN/MPP	0	0	0	0	0	0	0	
REEF	0	0	1	2	0	0	3	
RORO	1	1	0	3	2	0	7	
FERRY	0	0	0	0	0	0	0	
CRUISE	1	0	0	0	0	0	1	
Total	83	64	137	80	79	88	531	





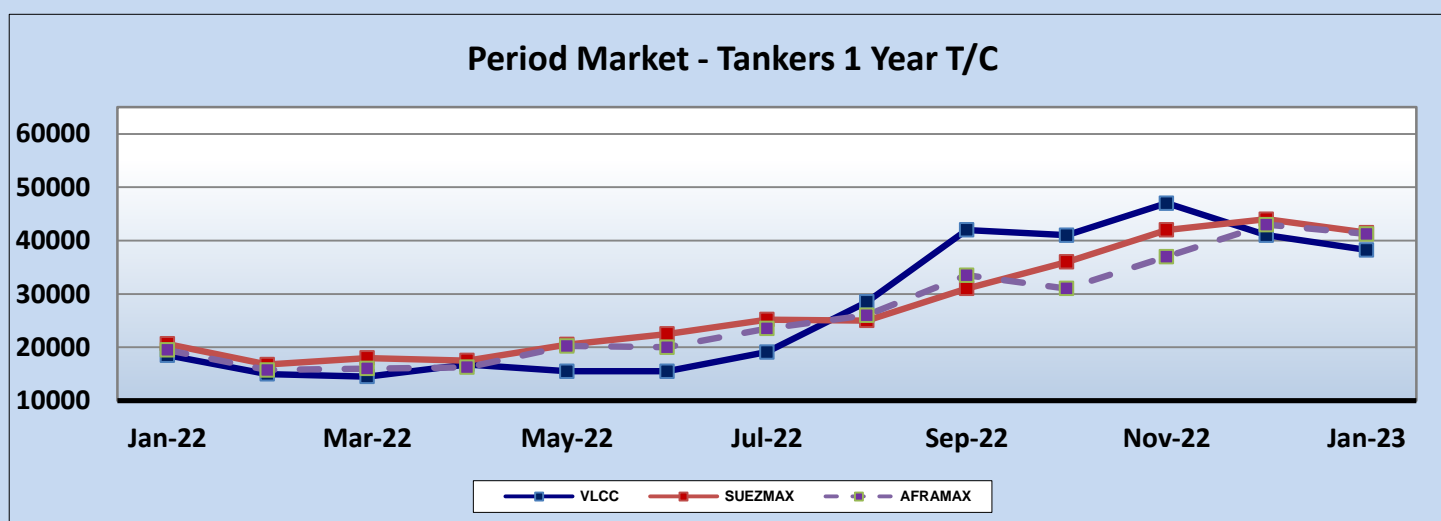
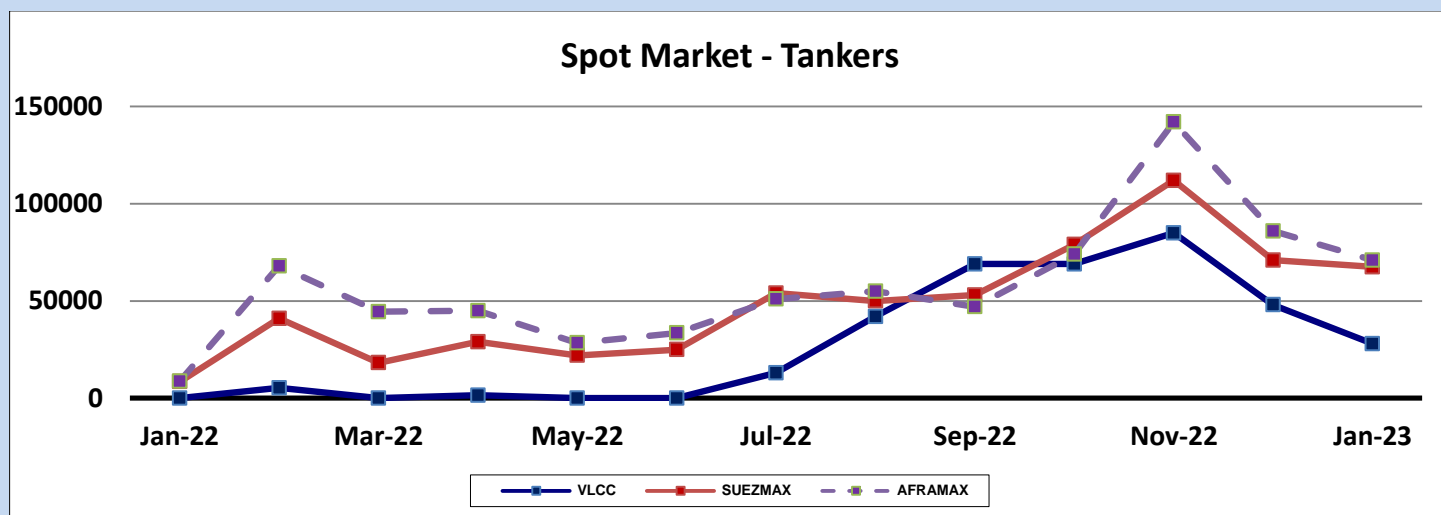
TANKER SALES

<i>NAME</i>	<i>DWT</i>	<i>BLT</i>		<i>PRICE \$ (MIO)</i>	<i>BUYER</i>
KRITI BREEZE	151,736	2003	KOREA	30.5	UNDISCLOSED
COSGREAT LAKE	298,833	2002	CHINA	39	MIDDLE EASTERN BUYERS
NQ ALPINIA	19,800	2016	CHINA	28	CHINESE
GWN 3	50,192	2021	KOREA	47	EUROPEAN
PETALI LADY	71,830	2004	KOREA	18.75	KOREA
ASIA DAWN	281,396	2005	JAPAN	50	MIDDLE EASTERN BUYERS
CRESCENT MOON	150,581	2004	JAPAN	33.5	UNDISCLOSED
MARAN AQUARIUS	320,821	2005	KOREA	52.7	UNDISCLOSED
ICE TRANSPORTER	146,270	2006	JAPAN	47.5	UNDISCLOSED
OLYMPIC VISION	34,663	2006	CHINA	15.6	TURKISH
MILD BLOOM	20,768	2006	JAPAN	16.3	GREEK
CHEMTRANS MARS	37,651	2007	KOREA	20.1	UNDISCLOSED
SEA MAGIC	116,905	2007	KOREA	47	UNDISCLOSED
DELPHI	38,877	2006	CHINA	14	MIDDLE EASTERN BUYERS
AURORA N	63,495	2008	KOREA	56	TURKISH
LUMEN	63,599	2008	KOREA	56	TURKISH
DREGGEN	19,994	2008	JAPAN	19.5	SHANGAI DINGHENG SHIPPING
SYRA	105,309	2010	JAPAN	39.5	MIDDLE EASTERN
ALPINE PLYMOUTH	74,606	2011	KOREA	129.1	ENBLOC BSS
ALPINE PEMBROKE	74,602	2010	KOREA		
ALPINE PACIFICA	74,554	2011	KOREA		
ALPINE PEARL	74,552	2011	KOREA		CL. OF TORM A/S
JEY HOPE	8,981	2008	KOREA	8.3	UAE
JO PINARI	75,022	2012	KOREA	140	ENBLOC BSS
JO PROVEL	75,013	2013	KOREA		
JO ROWAN	73,811	2013	KOREA		
JO REDWOOD	73,847	2013	KOREA		CL. OF TORM A/S
GIANCARLO D	19,801	2016	CHINA	28	CHINESE
ARCADIA V	298.920	2000	JAPAN	40	UNDISCLOSED
KRITI BASTION	106.074	2003	KOREA	31	ENBLOC BSS
KRITI GALAXY	110,802	2006	JAPAN		UNDISCLOSED
MARATHON	105.042	2005	KOREA	32	BUANA LINTAS LAUTAN
LILA AMAZON	51,218	2007	KOREA	20	BESIKTAS LIKID TASIMACILIK
LILA FUJARAH	113,849	2007	KOREA	37	MIDDLE EASTERN
LEO	112,795	2010	CHINA	42	MIDDLE EASTERN
BUNGA LAVENDER	19,997	2010	JAPAN	-	UNDISCLOSED

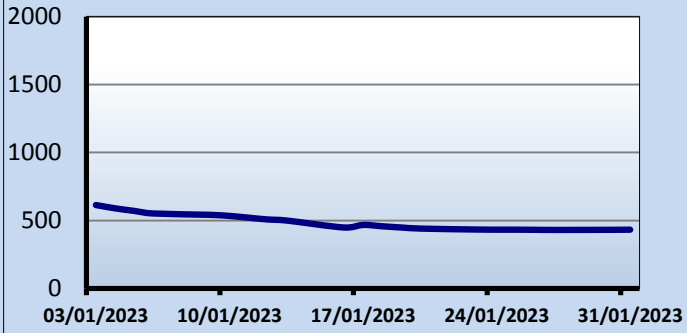
GAS SALES

<i>NAME</i>	<i>DWT</i>	<i>BLT</i>		<i>CBM</i>	<i>PRICE \$ (MIO)</i>	<i>BUYER</i>
SYN ALTAIR	7,553	1998	ITALY	7,031	6	FAR EAST
PUTERI INTAN SATU	75,849	2002	JAPAN	134,770	30	SOUTH EAST ASIA

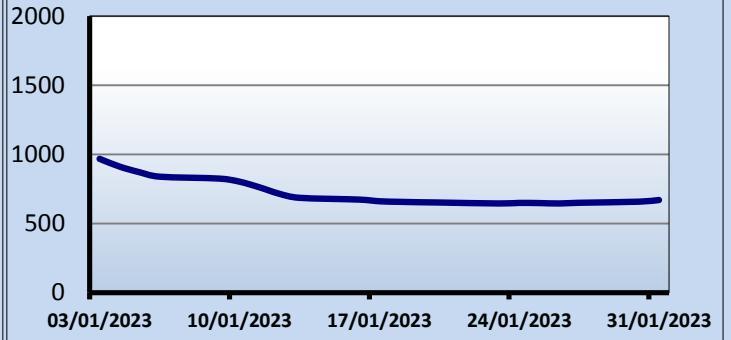
GAS SPIRIT	3,409	2001	JAPAN	4,030	5.7	UKRAINE
GASCHEM AACHEN	38,427	2003	ITALY	36,474	22.5	UNDISCLOSED
GAS PRODIGY	3,633	2003	CHINA	3,930	5.1	INDONESIAN
BW AUSTRIA	54,707	2009	KOREA	82,922	118	ENBLOC BSS
BW ODIN	58,551	2009	KOREA	80,797		FGAS PETROL
TELENDOS	26,634	2010	KOREA	34,513	33	UNDISCLOSED
INGE KOSAN	3,796	2011	CHINA	3,604	9.7	PERTAMINA
TRACEY KOSAN	3,791	2011	CHINA	3,604	-	CL. OF PERTAMINA



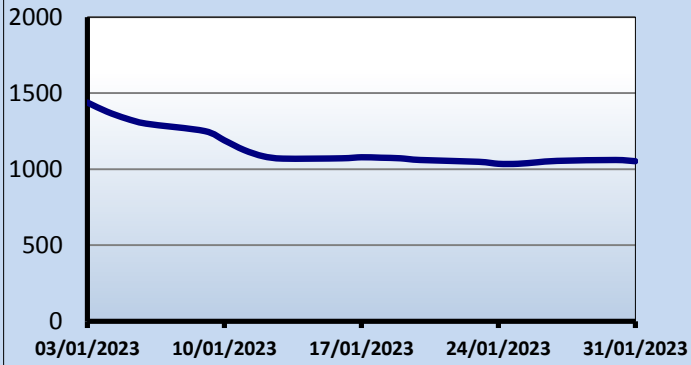
Baltic Handysize



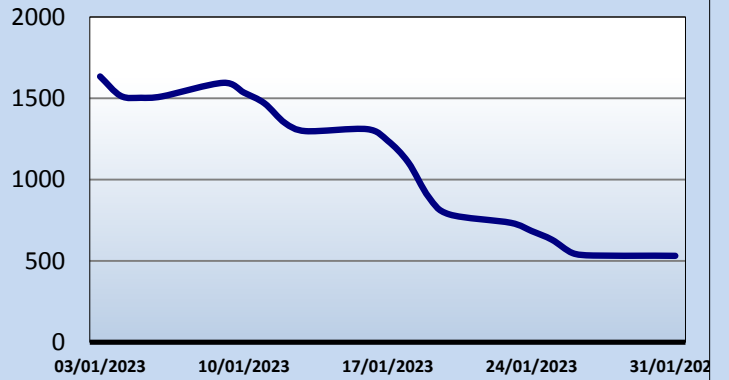
Baltic Supramax



Baltic Panamax

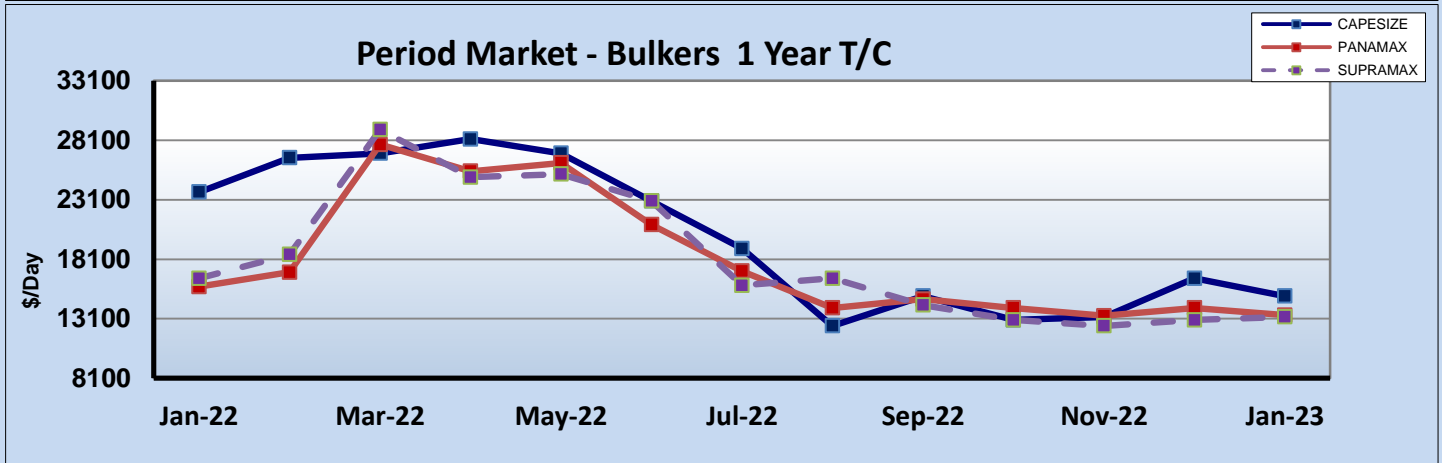
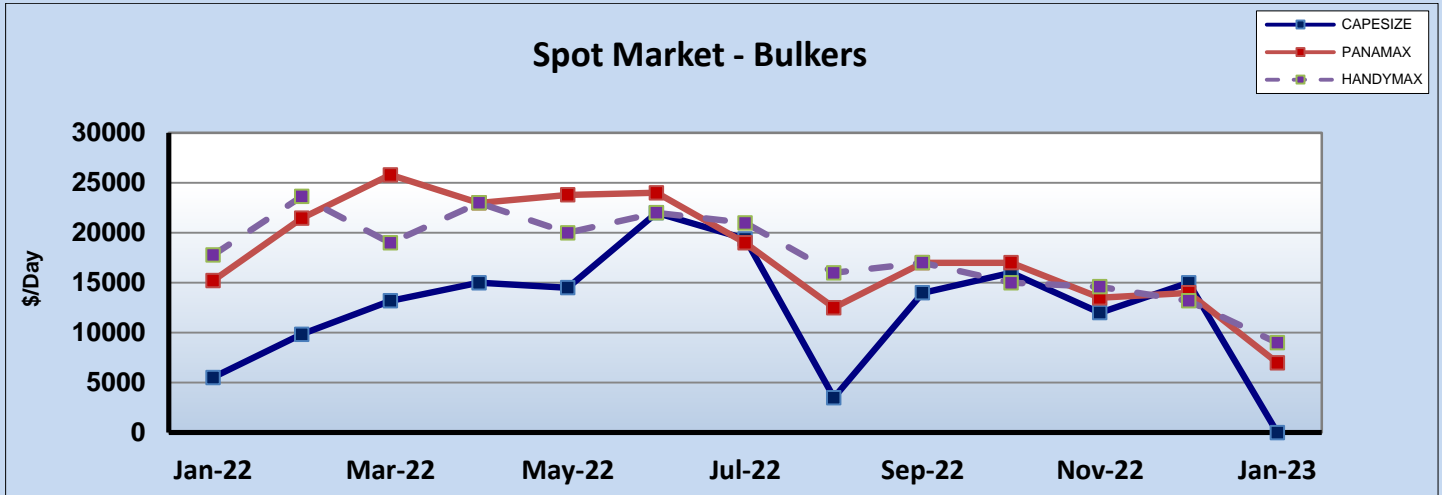


Baltic Capesize



BULKER SALES

NAME	DWT	BLT		GEAR	PRICE \$ (MIO)	BUYER
YU RONG	30,490	2002	CHINA	2x100, 2x50	RMB 3.33 (auct.)	CHINESE
CAPE MAPLE	206,204	2005	JAPAN	-	15.5	CHINESE
PETIT CHAM	63,526	2013	CHINA	4x30	20.5	GREEK
STEEL GRACE	63,118	2015	CHINA	4x35	24.5	GREEK
KIRISHIMA SKY	35,309	2014	JAPAN	4x30	16.5	TURKISH
ULTRA INTEGRITY	61,181	2016	JAPAN	4x30,7	145.6	ENBLOC BSS
ULTRA FITZ ROY	37,918	2016	JAPAN	4x30,5		
ULTRA SASKATOON	61,470	2012	JAPAN	4x30,5		
ULTRA GUJARAT	61,671	2012	JAPAN	4x30		
ULTRA LANIGAN	58,032	2012	PHILLIPINES	4x30		
ULTRA DWARKA	61,395	2012	JAPAN	4x30,7		
ULTRA BELLAMBI	61,470	2012	JAPAN	4x30,5		PACIFIC BASIN SHIPPING
TRADERSHIP	176,925	2006	JAPAN	-	36.25	ENBLOC BSS
GOODSHIP	177,536	2005	JAPAN	-		UNITED MARITIME
AQUAHOPE	177,173	2007	JAPAN	-	18	TURKISH
DYNA GLOBE	99,347	2006	JAPAN	-	15.5	INDONESIAN
KITAKAMI	55,668	2009	JAPAN	4x30	15.25	UNDISCLOSED
MIREILLE SELMER	33,716	2010	CHINA	4x35	10.5	UNDISCLOSED
ROYAL FAIRNESS	55,654	2011	JAPAN	4x30	16.25	UNDISCLOSED
SEA KSANTHI	59,941	2012	KOREA	4x30	18.8	TURKISH
CN JOURNEY	57,005	2010	CHINA	4x30	13	INDONESIAN
GALENE M	33,158	2011	JAPAN	4x30.5	14.1	TURKISH
AMITY	180,311	2009	CHINA	-	19.2	UNDISCLOSED
ANITA N	56,868	2010	CHINA	4x30	14	UNDISCLOSED
BALTIC PEARL	37,227	2014	CHINA	4x30	19	UNDISCLOSED
AM LIBERIA	98,730	2013	CHINA	-	20.5	GREEK
LOVELY LEAH	28,382	2012	JAPAN	4x30.5	11.4	LEBANESE
ASTRA PERSEUS	58,518	2012	CHINA	4x35	16.55	NORWEGIAN
SUNRISE RAINBOW	56,416	2012	CHINA	4x36	15.5	UNDISCLOSED
AQUANAVIGATOR	179,905	2011	KOREA	-	52	ENBLOC BSS
AQUASALWADOR	180,012	2012	KOREA	-		GREEK
ALIKI	180,235	2005	JAPAN	-	15.08	UNDISCLOSED
IVS HIRONO	60,280	2015	JAPAN	4x30	24.3	



CONTAINER SALES

NAME	DWT	BLT		GEAR	TEU	PRICE \$ (MIO)	BUYER
AMALIA C	34,325	1998	GERMANY	3x40	2,452	6	CHINESE
X-PRESS BRAHMAPUTRA	14,070	1998	POLAND	3x40	1,162	-	UNDISCLOSED
BUXCONTACT	33,807	2002	GERMANY	3x45	2,478	7.7	CL. OF MSC
ACACIA WA	8,524	2006	CHINA	-	704	9	TURKISH
NICKIE B	16,838	2011	CHINA	2x40	1,368	-	CL. OF H.LAHMANN
ACACIA MING	8,483	2010	CHINA	-	704	10	CL. OF FESCO
WAN HAI 309	39,386	2003	KOREA	-	2,824	7.8	CHINESE
SITC SURABAYA	37,786	2006	GERMANY	3x45	2,742	13	CHINESE
DONGJIN HIGHNESS	8,521	2007	CHINA	-	704	5.5	CHINESE

Ro-Pax / Fast Ferries SALES

NAME	GT	BLT		Pax	PRICE \$(MIO)	BUYER
-	-	-	-	-	-	-

CRUISE SALES

<i>NAME</i>	<i>GT</i>	<i>BLT</i>		<i>Pax</i>	<i>PRICE \$ (MIO)</i>	<i>BUYER</i>
-	-	-	-	-	-	-

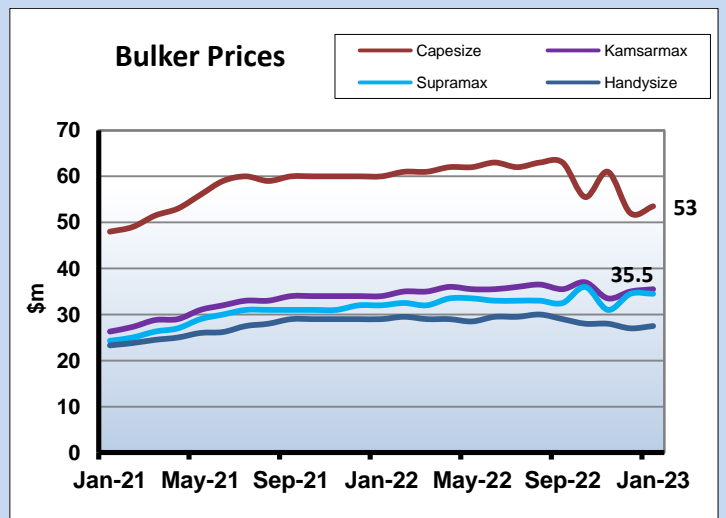
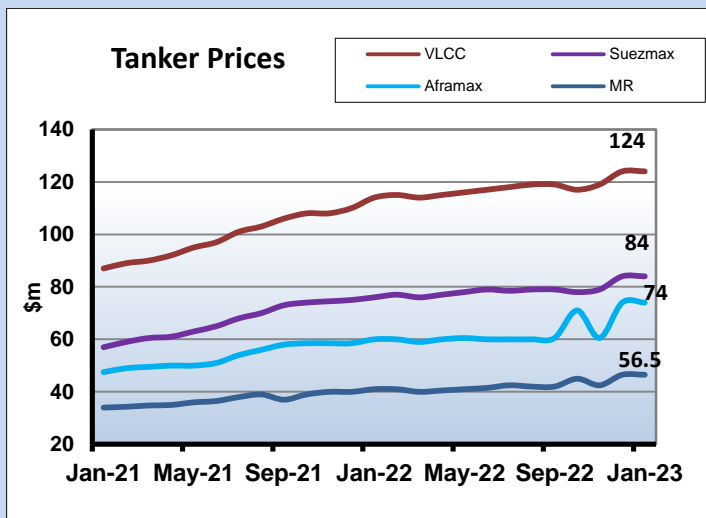
Ro-Ro SALES

<i>NAME</i>	<i>GT</i>	<i>BLT</i>		<i>Pax</i>	<i>PRICE \$ (MIO)</i>	<i>BUYER</i>
-	-	-	-	-	-	-

OFFSHORE SALES

<i>NAME</i>	<i>GT</i>	<i>BLT</i>		<i>BOLL. PULL</i>	<i>PRICE \$ (MIO)</i>	<i>BUYER</i>
-	-	-	-	-	-	-

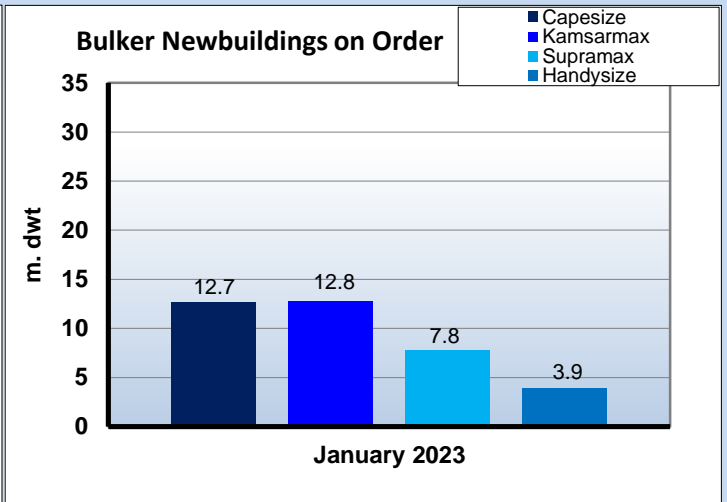
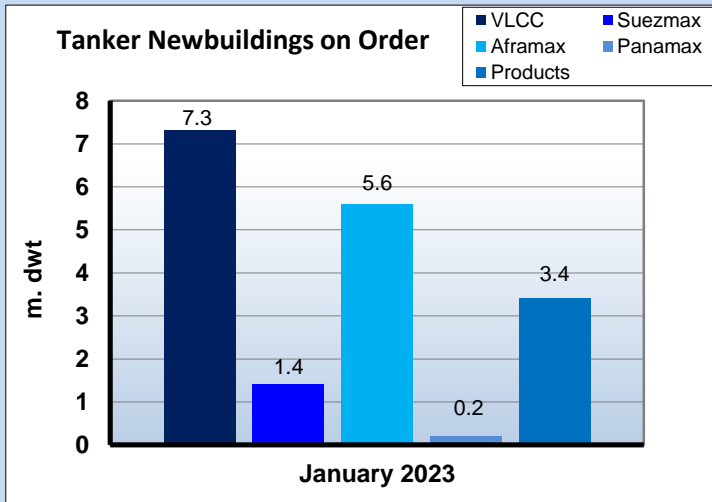
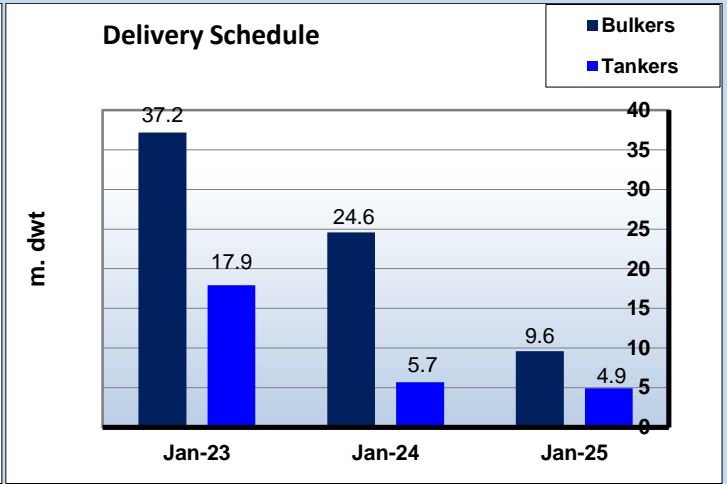
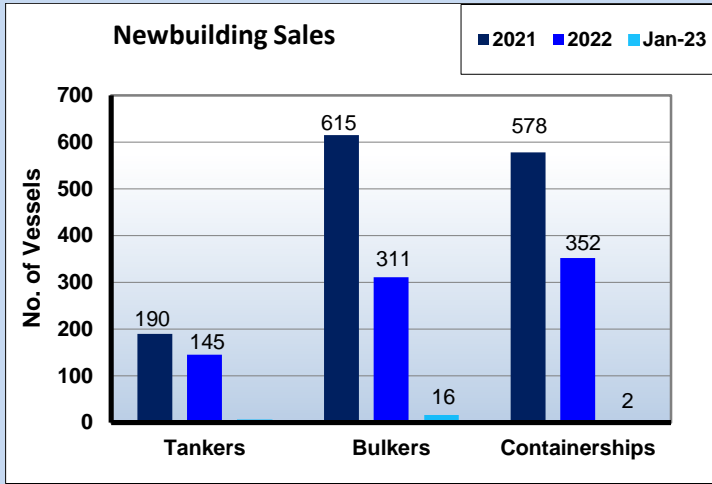
NEW BUILDING MARKET AND REPORTED CONTRACTS



Dry Bulk Orderbook					
Ship Type	m.Dwt	2023	2024	2025+	Total No. Ships
Capesize		12.7	6.5	4.6	121
Kamsarmax		12.8	6.9	2.0	265
Supra/Hmax		7.8	8.0	1.9	284
Handies		3.9	3.2	1.1	251
Total		37.2	24.6	9.6	921

Tanker Orderbook					
Ship Type	m.Dwt	2023	2024	2025+	Total No. Ships
ULCC/VLCC		7.3	0.0	0.6	26
Suezmax		1.4	0.9	0.8	20
Aframax		5.6	2.6	2.1	90
Panamax		0.2	0.0	0.0	3
MR + Small		3.4	2.1	1.4	189
Total		17.9	5.7	4.9	328

LPG Orderbook					
Ship Type	,000cb	2023	2024	2025+	Total No. Ships
VLGC		4,398	1,360	1,581	81
LGC		0	45	90	3
MR		910	196	76	32
Handy		96	65	10	27
Small		17	0	0	7
Total m.Dwt		5,421	1,666	1,757	150



DWT in Thousands	Newbuilding Historical Prices (\$m)													
	Jan-23	2022	2021	2020	2019	2018	2017	2016	2010	2005	2000	1995	1990	1985
Tankers														
320 DWT ¹	124	124	110	85.5	95.6	92.4	81.5	84.5	104.8	120	76.5	85.3	87.4	38.2
170 DWT ¹	84	84	75	57	71.7	60.6	55	54.5	66.3	71.5	52.5	54	66.1	28.2
115 DWT ¹	74	74	58.5	46.5	55.1	48.1	44	44.5	56	58	41.5	43.3	53.2	18.1
50 DWT ¹	46.5	46.5	40	34	38.8	36.7	33.8	32.5	36.1	43	29.5	33.2	32.1	13.3
Bulkers														
185 DWT ¹	53.5	51.5	46.5	51.8	50.4	44	42	46	57.2	58.5	40.5	42.3	60.2	29.3
83 DWT ¹ *	35	35	26	30.6	28.1	25.5	24.5	25.7	34.3	36	22.5	27.9	30	13.4
64 DWT*	34.5	34	24	27.4	26.2	24	22.3	24.1	31.1	31	20.5	24.1	25.3	12.4
35 DWT*	27.5	27	23	22.6	23.9	22	19.5	20.3	26.3	25.5	15	19.2	21.3	9.7
¹ Before 2001 sizes to read 280,000 - 140,000 - 95,000 - 40,000 respectively for tankers and 150,000 - 69,000 for Bulkers ² Single Hull ³ 30,000 DWT *Prior 2017 to read 73 - 76k dwt, 45k dwt & 30k dwt (note: above is for vessels built Japan / Korea, you should also consider US\$ / Yen / Won relation for the years mentioned)														

Newbuilding Orders

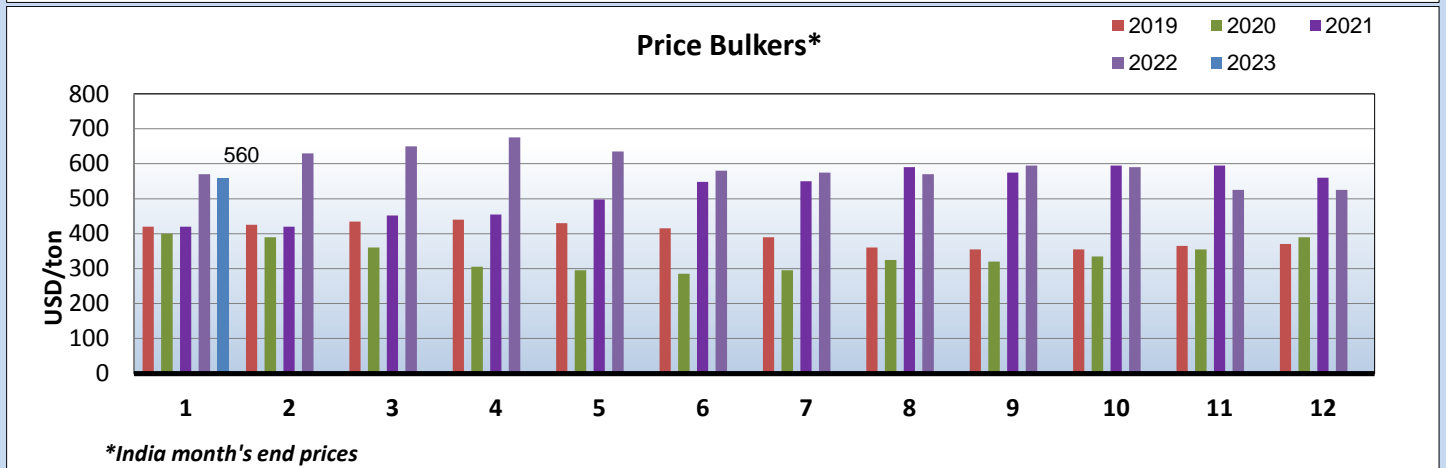
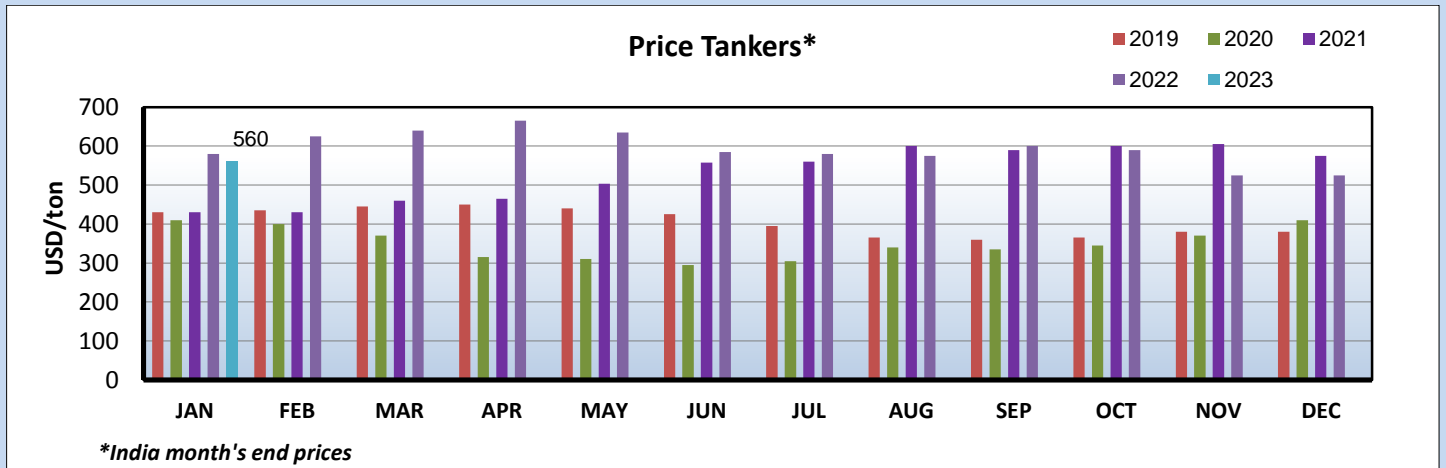
TYPE	DWT	BUILDER	DELIVERY	PRICE \$	OWNER	NOTES
CONTAINER	95000	JIANGSU NEW YZJ	2025		LEPTA SHIPPING	
CONTAINER	95000	JIANGSU NEW YZJ	2025		LEPTA SHIPPING	
CONTAINER	95000	JIANGSU NEW YZJ	2025		LEPTA SHIPPING	
CONTAINER	95000	JIANGSU NEW YZJ	2025		LEPTA SHIPPING	
DECK CARGO	13000	WUCHANG SB GROUP	2025		UNKNOWN	
DECK CARGO	13000	WUCHANG SB GROUP	2025		UNKNOWN	
DECK CARGO	13000	WUCHANG SB GROUP	2025		UNKNOWN	
DECK CARGO	13000	WUCHANG SB GROUP	2025		UNKNOWN	
DECK CARGO	13000	WUCHANG SB GROUP	2025		UNKNOWN	
DECK CARGO	13000	WUCHANG SB GROUP	2025		UNKNOWN	
PASS/ CAR F.		CEMRE SHIPYARD	2025		CALEDONIAN MARITIME	
PASS/ CAR F.		CEMRE SHIPYARD	2025		CALEDONIAN MARITIME	
BULK	82500	TSUNEISHI CEBU	FEB 2026		MITSUI & CO	
BULK	82500	TSUNEISHI CEBU	FEB 2026		MITSUI & CO	
OPEN HATCH	40500	NANFONG XIANGYU	2025		DOUN KISEN	
OPEN HATCH	40500	NANFONG XIANGYU	2025		DOUN KISEN	
BULK	63500	NANFONG XIANGYU	2025		DOUN KISEN	
BULK	63500	NANFONG XIANGYU	2025		DOUN KISEN	
BULK	63500	NANFONG XIANGYU	2025		DOUN KISEN	
BULK	63500	NANFONG XIANGYU	2025		DOUN KISEN	
LNG	110000	HYUNDAI HI	NOV 2026	261.00	UNKNOWN	
LNG	110000	HYUNDAI HI	AUG 2026	261.00	UNKNOWN	
LNG	110000	HYUNDAI HI	MAY 2026	261.00	UNKNOWN	
PCC	30000	JIANGNAN SY GROUP	FEB 2026		SAIC ANJI LOGISTICS	
PCC	30000	JIANGNAN SY GROUP	NOV 2025		SAIC ANJI LOGISTICS	
PCC	30000	JIANGNAN SY GROUP	AUG 2025		SAIC ANJI LOGISTICS	
PRODUCTS	115000	COSCO HI	DEC 2025		CARDIFF MARINE	
PRODUCTS	115000	COSCO HI	DEC 2025		CARDIFF MARINE	
PRODUCTS	115000	COSCO HI	DEC 2025		CARDIFF MARINE	
PCC	30000	CMJL	MAR 2026		SAIC ANJI LOGISTICS	
PCC	30000	CMJL	MAR 2026		SAIC ANJI LOGISTICS	
PCC	30000	CMJL	MAR 2026		SAIC ANJI LOGISTICS	
PCC	30000	CMJL	MAR 2026		SAIC ANJI LOGISTICS	
BULK	73800	HAITONG OFFSHORE	NOV 2025		FUJIAN GUOHANG	
BULK	73800	HAITONG OFFSHORE	NOV 2025		FUJIAN GUOHANG	
BULK	73800	HAITONG OFFSHORE	NOV 2025		FUJIAN GUOHANG	
BULK	73800	HAITONG OFFSHORE	NOV 2025		FUJIAN GUOHANG	
BULK	73800	HAITONG OFFSHORE	NOV 2025		FUJIAN GUOHANG	
BULK	73800	HAITONG OFFSHORE	NOV 2025		FUJIAN GUOHANG	
LNG	96000	HYUNDAI SAMHO HI	NOV 2026	253.00	UNKNOWN	
LNG	96000	HYUNDAI SAMHO HI	NOV 2026	253.00	UNKNOWN	
LPG	60000	HYUNDAI HI	FEB 2026	96.60	EVALEND SHIPPING	
LPG	60000	HYUNDAI HI	NOV 2025	96.60	EVALEND SHIPPING	
RORO	5300	RMK MARINE YARD	2024		NEOLINE	
PCC	30000	CMHI	2027		GRIMALDI GROUP	
PCC	30000	CMHI	2027		GRIMALDI GROUP	
PCC	30000	CMHI	2027		GRIMALDI GROUP	
PCC	30000	CMHI	2027		GRIMALDI GROUP	
PCC	30000	CMHI	2027		GRIMALDI GROUP	
TANKER	158000	DH SHIPBUILDING	FEB 2025		GOLDEN ENERGY MGMT	
TANKER	158000	DH SHIPBUILDING	NOV 2024		GOLDEN ENERGY MGMT	
CSOV	-	CMHI	MAR 2027		IWS FLEET	
CSOV	-	CMHI	DEC 2026		IWS FLEET	
LPG	56000	KAWASAKI HI SAK.	2026		NIPPON YUSEN KAISHA	

DEMOLITION MARKET

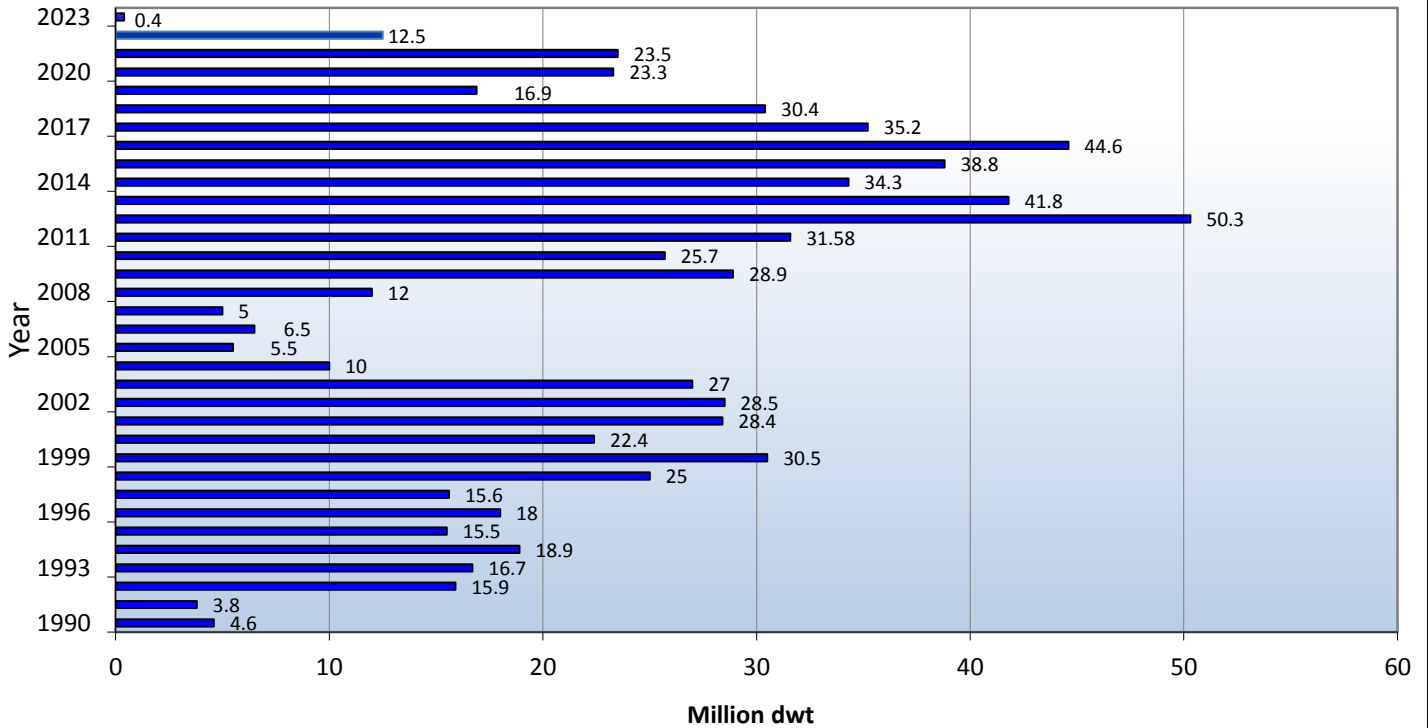
* MONTH'S END PRICES

Demolition Prices		
	Gen Cargo	Tanker
India	USD 560/ltr Ldt	USD 560/ltr Ldt
Bangladesh	USD 555/ltr Ldt	USD 555/ltr Ldt
Pakistan	USD 540/ltr Ldt	USD 540/ltr Ldt
Turkey	USD 315/ltr Ldt	USD 315/ltr Ldt

Demolition Historical Data

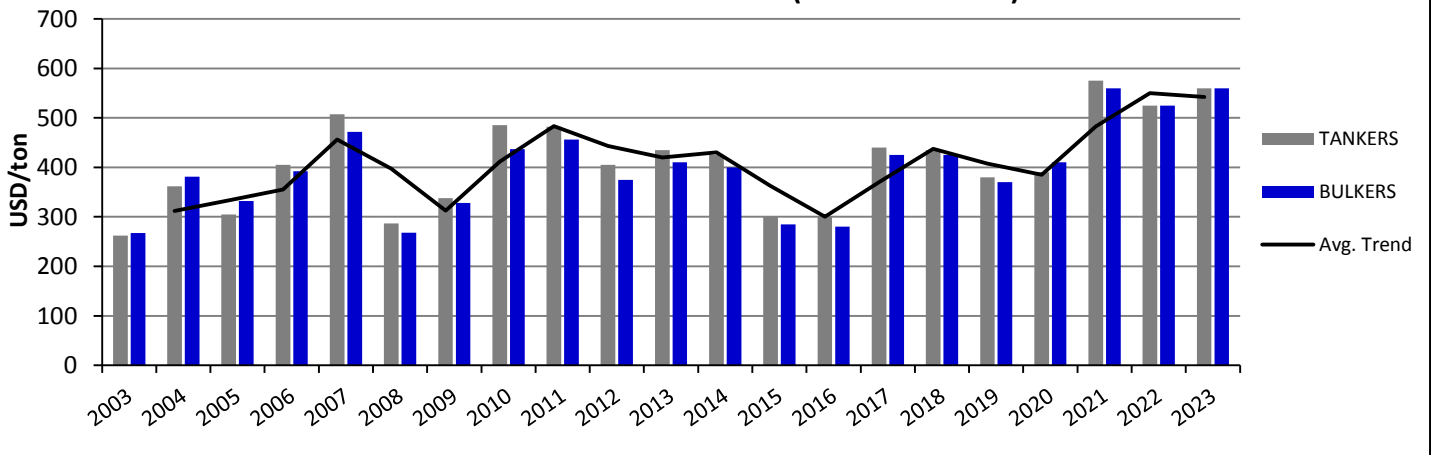


Total Demolition (Dwt)



* Bss reported sales

Historical Demolition Prices (India Year's End)



HISTORICAL DEMOLITION PRICES (*Indian Year's End)

	2005	2006	2007	2008	2009	2010	2011	2012	2013	2014	2015	2016	2017	2018	2019	2020	2021	2022	CURR
WET	302	405	507	287	338	485	482	405	435	425	300	300	440	435	380	410	575	525	560
DRY	332	392	472	268	328	437	456	375	410	400	285	280	425	425	370	390	560	525	560

India

<i>TYPE</i>	<i>NAME</i>	<i>DWT</i>	<i>BLT</i>	<i>LDT</i>	<i>PRICE \$/LDT</i>	<i>COMMENTS</i>
CONT	WAN HAI 225	23,792	1994	-	510.00	
CONT	WAN HAI 161	17,738	1996	5,194	510.00	
CONT	WAN HAI 162	17,697	1996	-	510.00	
CONT	WAN HAI 163	17,706	1998	-	510.00	
MISC	MNG FLATTERY	215	1965	-	-	
OFFSH	DOLPHIN 3	951	1984	-	-	
TWEEN	HAKURYU MARU	2,510	1991	-	-	
BULK	CAPE OSPREY	172,510	1999	21,227	530.00	
TANK	SONG HAU PN	33,425	1998	10,932	-	
REEF	YONG HANG 3	11,585	1993	-	-	
RORO	SUPER SHUFFLE RORO 8	6,897	1986	-	-	
CONT	WAN HAI 215	23,801	1994	6,999	510.00	
CONT	WAN HAI 216	23,837	1994	-	510.00	
CONT	WAN HAI 221	23,802	1994	6,998	510.00	
CONT	WAN HAI 222	23,429	1994	-	510.00	
CONT	WAN HAI 223	23,799	1994	-	510.00	

Bangladesh

<i>TYPE</i>	<i>NAME</i>	<i>DWT</i>	<i>BLT</i>	<i>LDT</i>	<i>PRICE \$/LDT</i>	<i>COMMENTS</i>
BULK	CHANG FA HAI	58,320	1989	10,166	500.00	
TANK	XIANG SHUN	9,273	1996	3,024	-	
BULK	TIAN LONG	7,301	2000	2,165	-	
BULK	DONG FANG SHENG	69,306	1990	9,543	-	
TANK	HONG FA	5,980	1983	2,172	-	
TANK	JOINT LUCK	5,206	1987	2,071	-	
TANK	HONOR LUCK	5,204	1988	-	-	
TANK	DE XIANG	4,978	1990	-	-	
TANK	HANG SHUN	2,907	1991	-	-	
TANK	SUN SHUN	2,954	1994	-	-	

Pakistan

<i>TYPE</i>	<i>NAME</i>	<i>DWT</i>	<i>BLT</i>	<i>LDT</i>	<i>PRICE \$/LDT</i>	<i>COMMENTS</i>
BULK	ASA NADIYA	42,025	1990	6,747	-	
CONT	AKINADA BRIDGE	71,366	2001	24,294	596.00	
BULK	JIN HANG ZHENG LIAN	69,315	1990	9,534	535.00	
BULK	JAMILA	46,601	1995	7,760	511.00	

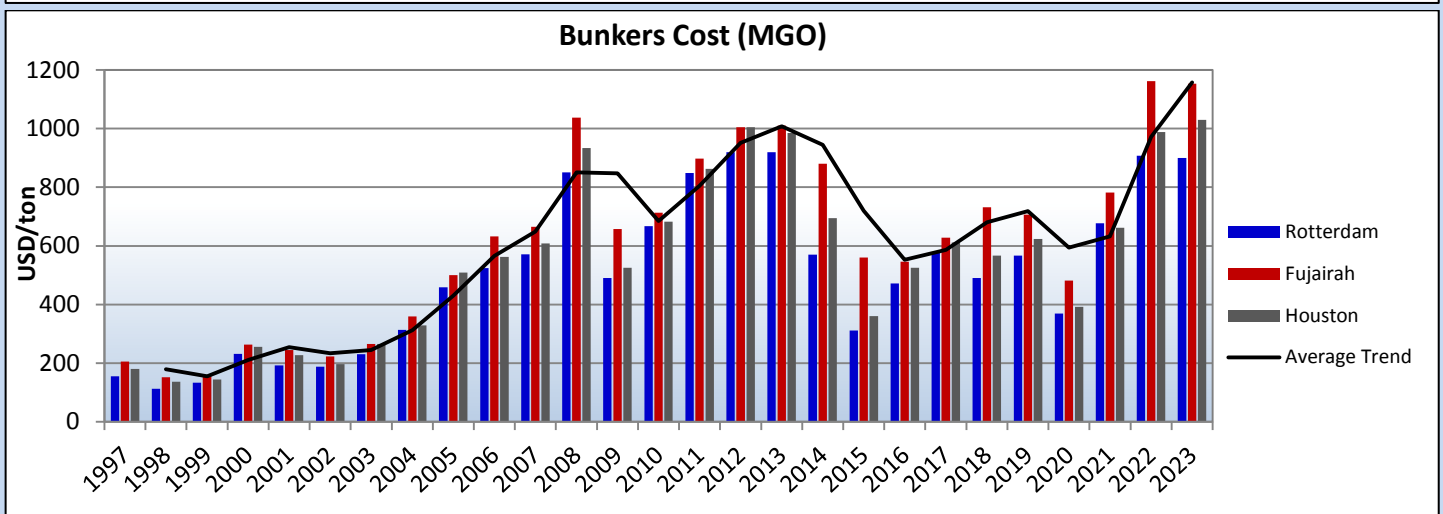
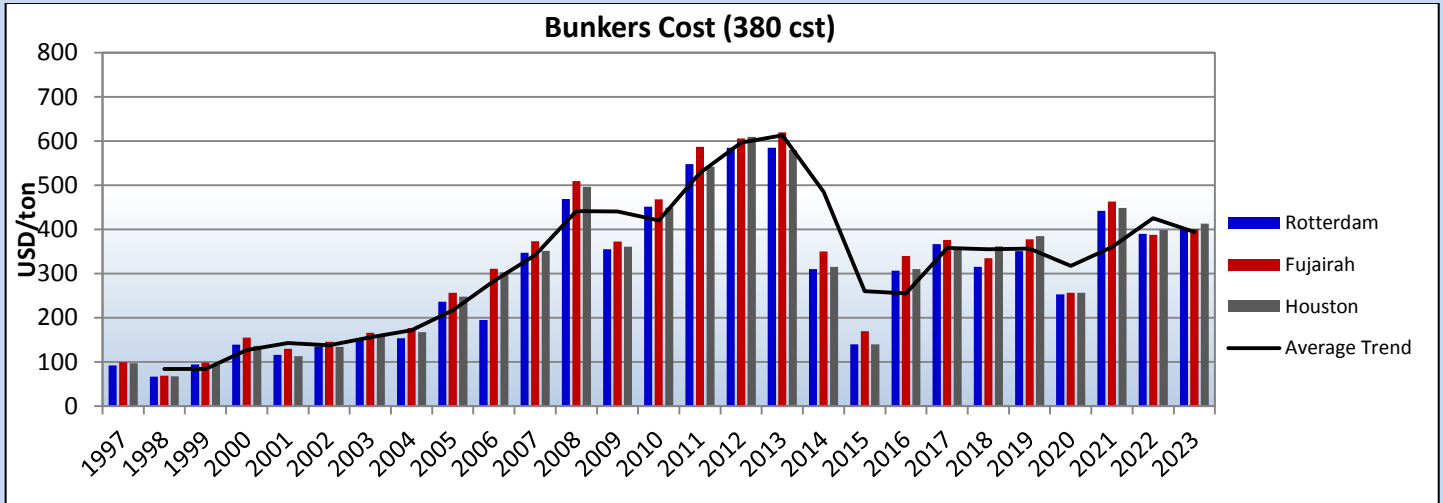
Turkey

<i>TYPE</i>	<i>NAME</i>	<i>DWT</i>	<i>BLT</i>	<i>LDT</i>	<i>PRICE \$/LDT</i>	<i>COMMENTS</i>
TWEEN	SEA EAGLE	4,281	1984	1,643	-	
RORO	TRAMOLA-1	2,860	1973	-	-	

Other

<i>TYPE</i>	<i>NAME</i>	<i>DWT</i>	<i>BLT</i>	<i>LDT</i>	<i>PRICE \$/LDT</i>	<i>COMMENTS</i>
CONT	SOL DELTA	22,983	1995	7,852	-	
CONT	WAN HAI 165	17,717	1998	-	-	
OFFSH	BIENVILLE	3,462	2005	-	-	
TUG	SMITH TIDE	2,018	2007	-	120.00	
BULK	FU OCEAN	12,000	1998	-	498.00	
BULK	DE XING HAI	43,665	1990	8,015	384.00	
BULK	OCEAN STAR	27,000	1990	6,407	460.00	
BULK	HONG DE	45,647	1996	7,534	500.00	

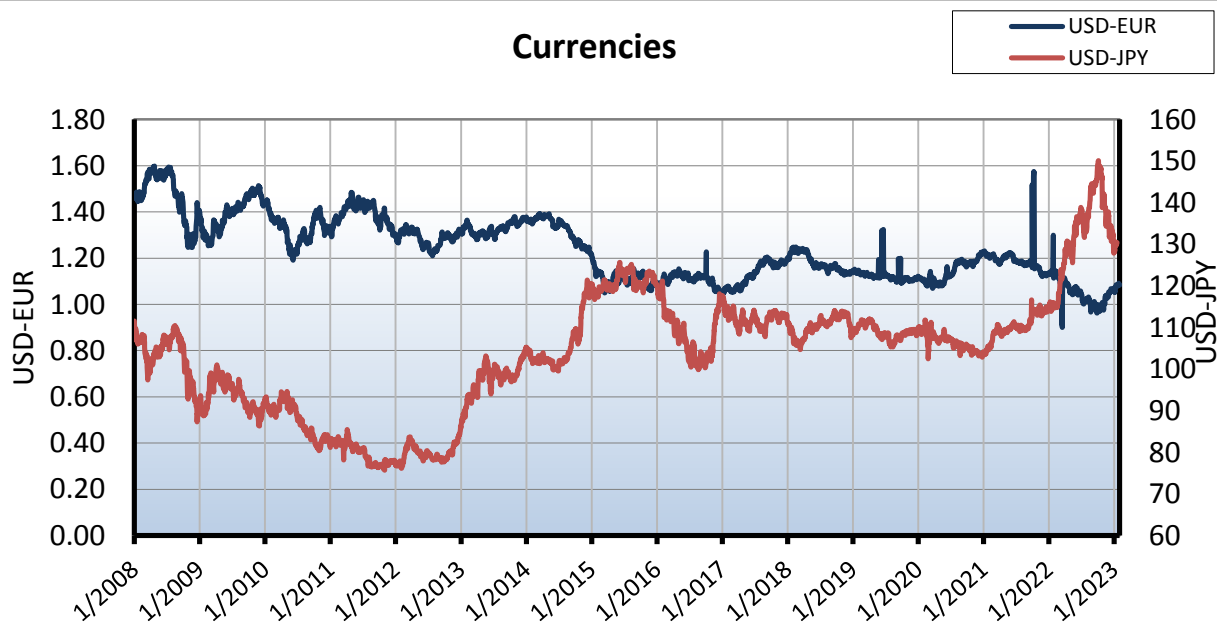
HISTORICAL BUNKER PRICES



	HISTORICAL BUNKER PRICES					
	Rotterdam		Fujairah		Houston	
	380 cst	MGO	380 cst	MGO	380 cst	MGO
2003	151	230.4	166.3	265.2	160.2	265.1
2004	154	313.4	176.7	359.3	167.3	328.7
2005	236	458.4	256.6	500.1	248.3	508.5
2006	195	524.1	310.9	631.8	303	562.3
2007	347	571.3	373.7	664.7	351.8	608.6
2008	469	850.7	509.4	1037.7	496.8	933.2
2009	355	490.6	372.8	657	360.7	525
2010	452	667.1	468.2	712.9	449.3	683
2011	548	848.6	587.5	897.5	542.1	862.4
2012	585	920	606	1005	610	1005
2013	585	920	620	1010	580	985
2014	310	570	350	880	315	695
2015	140	311	170	560	140	360
2016	307	472	340	546	310	525
2017	367	579	376	627.5	356	612
2018	315	490	335	732	362	567
2019	290.4	607.2	290.3	760.3	342	647.8
2020	302	426	312	474	296	461.75
2021	442.5	677	463	782	449	661.5
31-01-23	403.75	900	401	1153	413.50	1030.75

MARKET INDICATORS

Currencies



Brent Oil



	GBP	CAD	EUR	JPY	CHF	USD	AUD
GBP	1	0.6036	0.8792	0.0062	0.8763	0.8118	0.5683
CAD	1.6567	1	1.4566	0.0103	1.4513	1.3445	0.9412
EUR	1.1374	0.6865	1	0.0071	0.9967	0.9234	0.6464
JPY	160.689	96.995	141.281	1	140.770	141.234	91.287
CHF	1.1412	0.6889	1.0034	0.0071	1	0.9264	0.6485
USD	1.2320	0.7437	1.0832	0.0077	1.0795	1	0.7000
AUD	1.7595	1.0621	1.5470	0.0110	1.5421	1.4286	1

* 31/01/2023 values

STOCK WATCH

NAME	TICKET	THIS MONTH*	LAST MONTH	CHANGE %	52w HIGH	52w LOW
Capital Product Partners	CPLP	14.18	13.65	3.88%	14.50	14.04
Diana Shipping Inc.	DSX	3.84	3.90	-1.54%	4.01	3.84
Dynagas LNG Partners LP	DLNG	2.97	2.62	13.36%	2.99	2.97
Eagle Bulk Shipping Inc.	EGLE	56.20	49.94	12.54%	57.54	55.38
Euroseas Ltd.	ESEA	19.48	18.45	5.58%	19.98	19.47
Costamare Inc.	CMRE	10.02	9.28	7.97%	10.28	9.99
Navios Maritime Holdings	NM	1.99	1.75	13.71%	2.02	1.88
GasLog Ltd.	GLOG	24.70	24.06	2.66%	24.80	24.46
Safe Bulkers Inc.	SB	3.16	2.91	8.59%	3.27	3.16
Star Bulk Carriers Corp.	SBLK	22.65	19.23	17.78%	23.53	22.63
Stealthgas Inc.	GASS	2.71	2.68	1.12%	2.76	2.70
TEN Inc.	TNP	16.54	16.93	-2.30%	17.26	16.54
TOP Ships Inc.	TOPS	1.3	1.27	2.36%	1.37	1.30
Danaos Corporation	DAC	58.10	52.66	10.33%	59.45	58

* 31/01/2023 closing values

Disclaimer: Information and data that appear in this report have been obtained from various sources which are believed to be correct and reliable. However, Athenian Shipbrokers S.A. does not guarantee their accuracy or completeness and therefore cannot be held liable for any loss incurred as a result of reliance in any way whatsoever on the information contained herein.

Kind Regards,



ATHENIAN SHIPBROKERS S.A.