



ATHENIAN SHIPBROKERS S.A.

107-109, Vas. Pavlou Str., GR 166 73, Voula, Athens, Greece

Tel: +30 210 9659700 - Fax: +30 210 8996040

Email S & P : athenian@atheniansa.gr

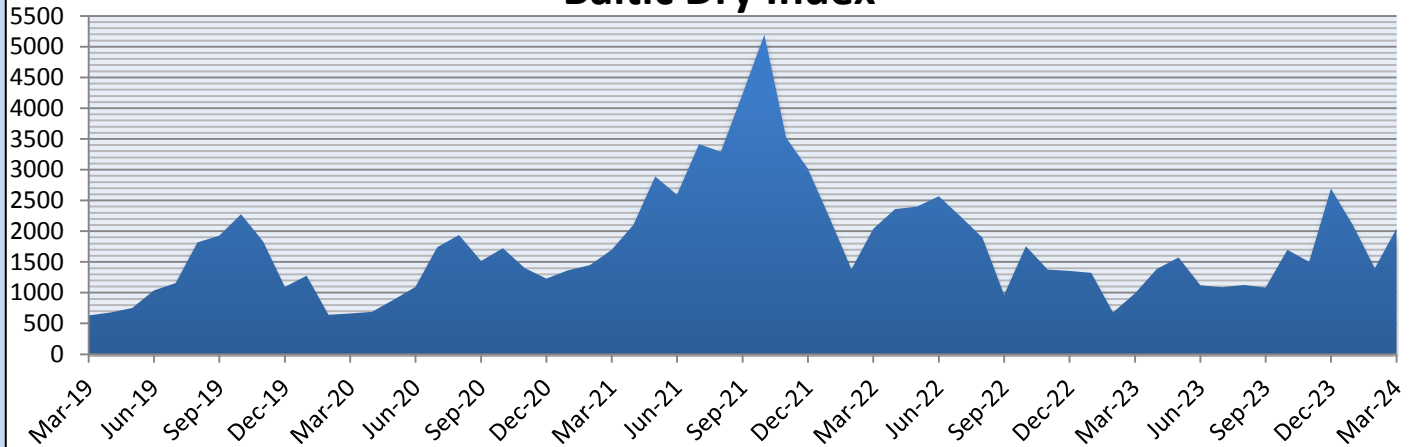
Email Chartering : chartering@atheniansa.gr

www.atheniansa.gr

MARCH 2024

MONTHLY REPORT

Baltic Dry Index



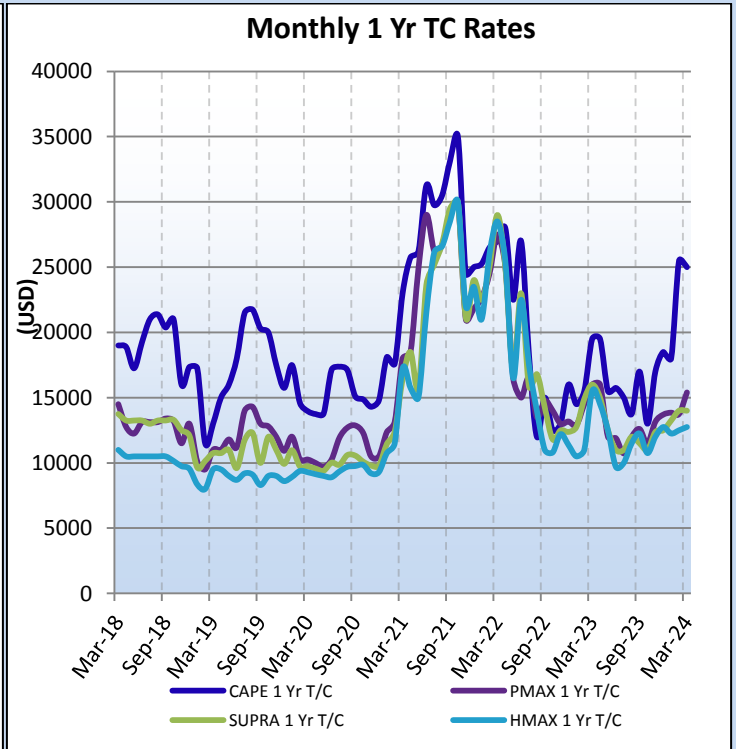
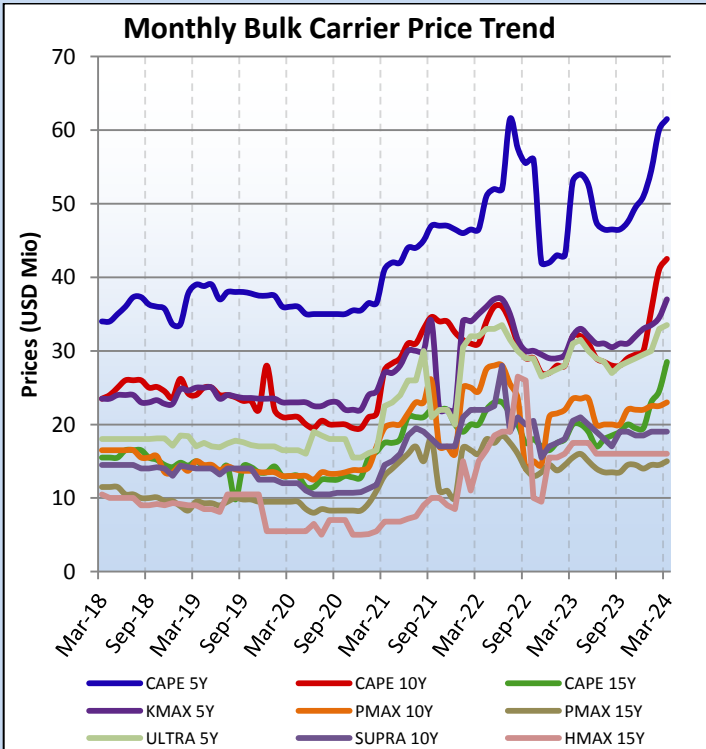
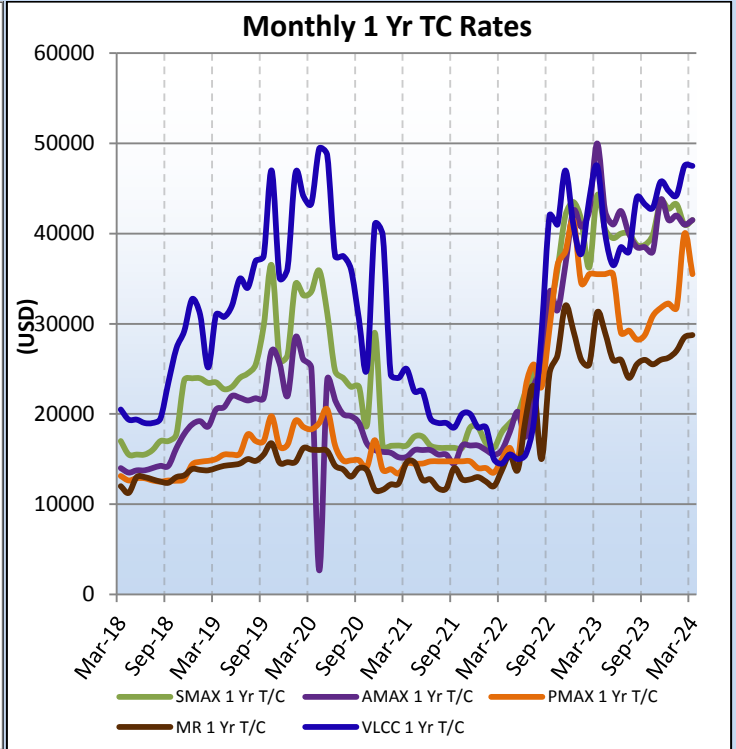
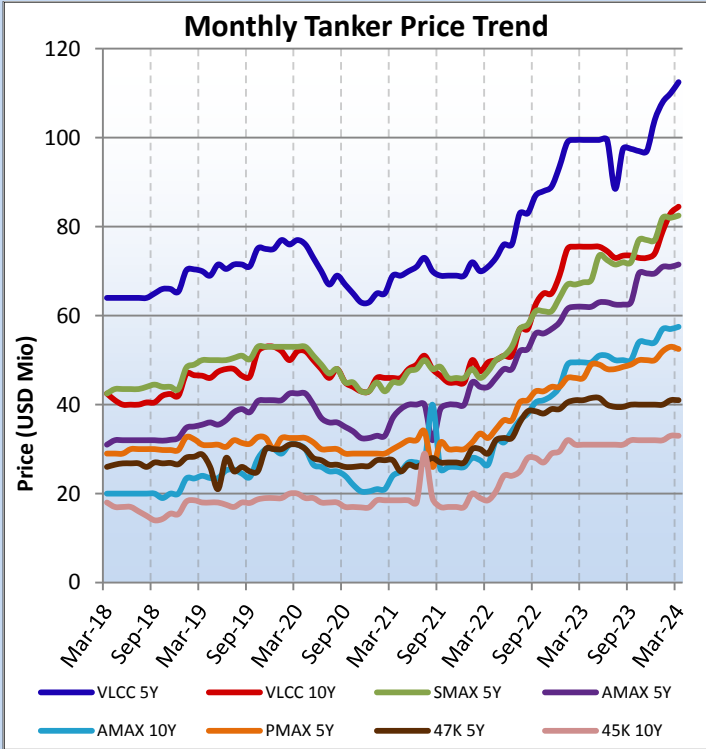
PRICES TANKERS (\$ MIO)

* Prices reflect Year's End	2018	2019	2020	2021	2022	2023	MAR-24
VLCC 5Y	63	75	63	69	93.5	104	112.5
VLCC 10Y	40	53	43	45	69	74	84.5
SUEZMAX 5Y	42	53	42	46	64	77	82.5
AFRAMAX 5Y	32	41	42.5	40	58.5	69.5	71.5
AFRAMAX 10Y	22	30	28.3	26	44	54	57.5
PANAMAX 5Y	28	30	29.5	30	44	50	52.5
51K 5Y	27.5	30	26.5	27	39	39	44.5
47K 10Y	16.5	19	17.5	17	29.5	30	31

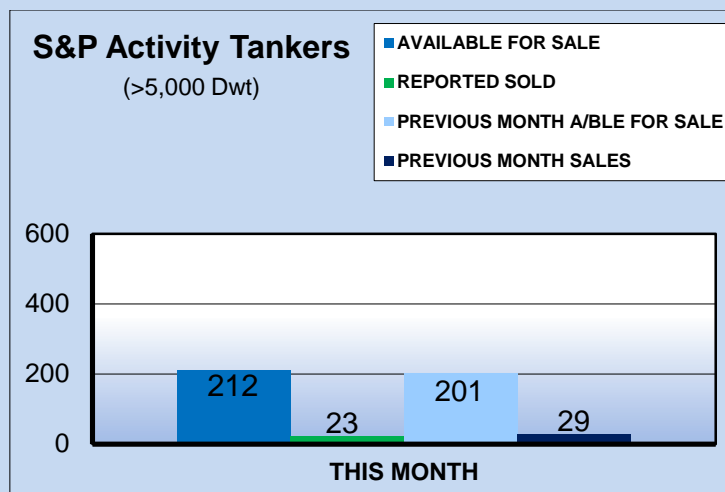
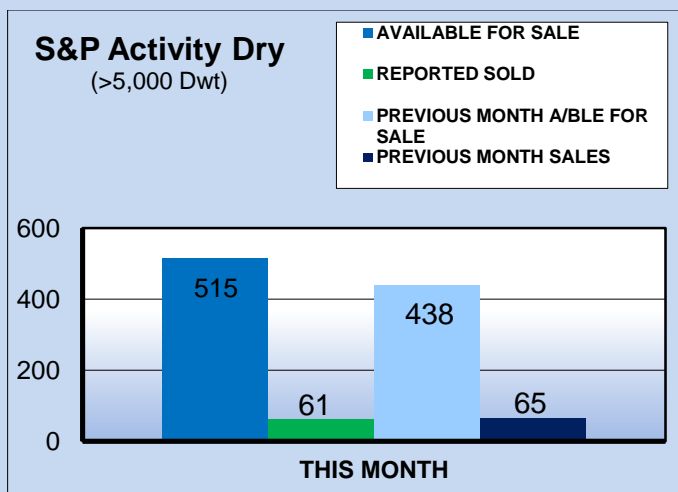
PRICES BULKERS (\$ MIO)

* Prices reflect Year's End	2018	2019	2020	2021	2022	2023	MAR-24
CAPE SIZE 5Y	33	37.5	35.3	46.5	42	51	61.5
CAPE SIZE 10Y	23.5	22	19	32.5	27	30	42.5
CAPE SIZE 15Y	14	13.5	12	20	16.5	19.5	28.5
KAMSARMAX 5Y	23.5	23.5	21.8	32	29	33	37
KAMSARMAX 10Y	14.5	13.5	13.5	22	21	23	28.5
PANAMAX 15Y	9	9.5	8.8	16	14.5	14	15
PANAMAX 20Y	6.5	6	5.7	10	9.5	10	11
ULTRAMAX 5Y	18	17	17.3	29	27	29.5	33.5
SUPRAMAX 10Y	14	12.5	10.5	20	17	18.5	19
HANDY 37K 5Y	15	16.7	14.5	24	22	25.5	26.5
HANDY 37K 10Y	11.8	9.2	8.7	17	15.5	16	19.5

SECOND HAND SALES & CHARTER FIXTURE TRENDS

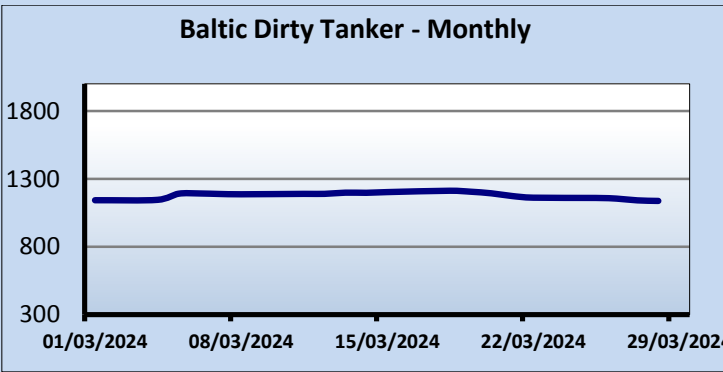
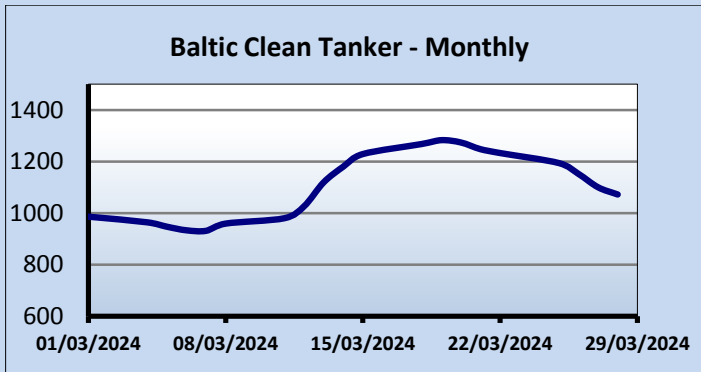
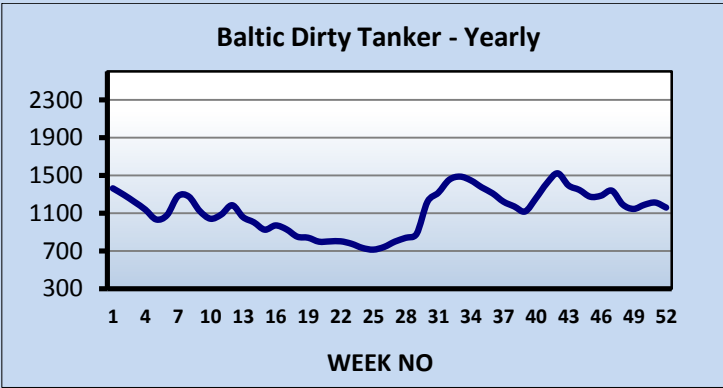
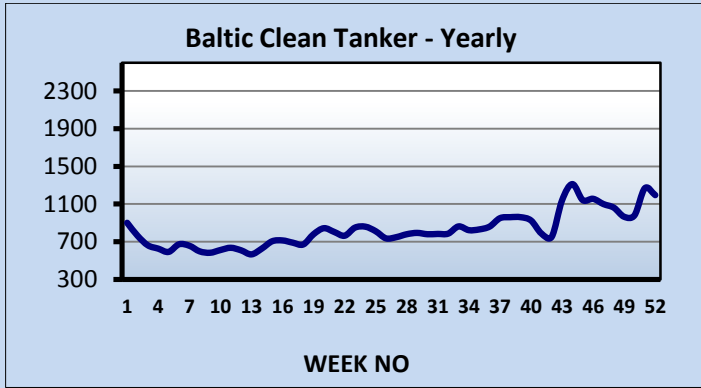


SECOND HAND TONNAGE MARKET



** Excluding demolition sales*

Ship Type	Sale and Purchase Market						
	Oct-23	Nov-23	Dec-23	Jan-24	Feb-24	Mar-24	Total
BULK	39	48	56	46	65	61	315
TANK	55	41	28	30	29	23	206
GAS	1	5	6	4	2	2	20
CONT	15	5	5	5	9	8	47
TWEEN/MPP	0	0	0	0	1	0	1
REEF	0	0	0	0	0	0	0
RORO	6	2	0	2	8	7	25
FERRY	0	0	0	0	0	0	0
CRUISE	1	0	1	2	1	0	5
Total	117	101	96	89	115	101	619

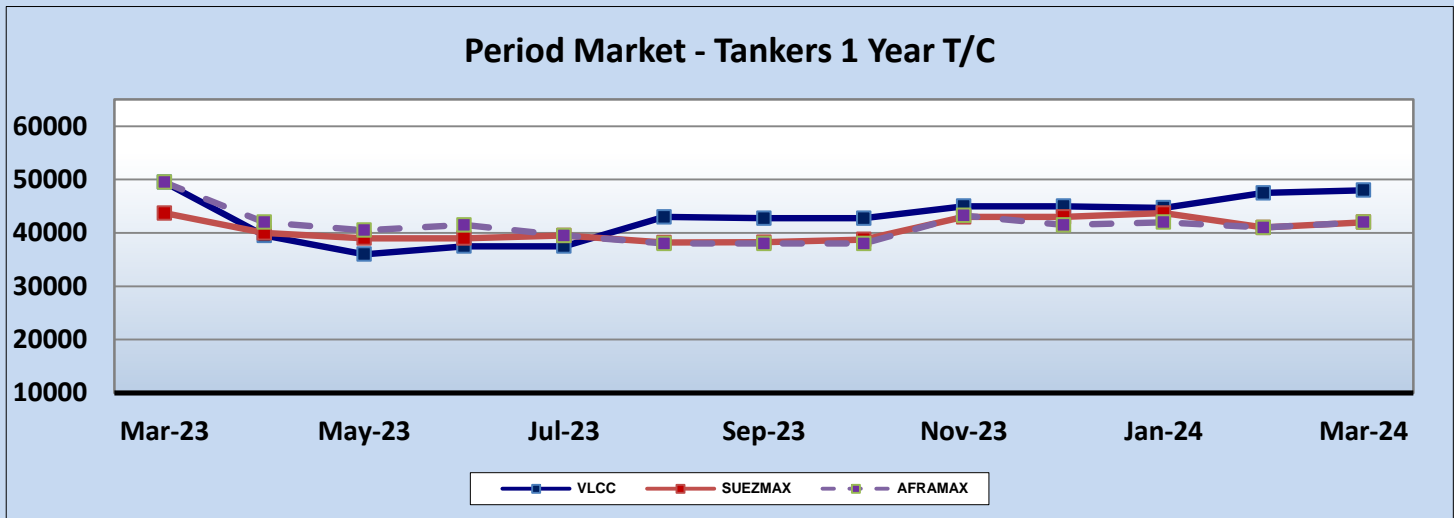
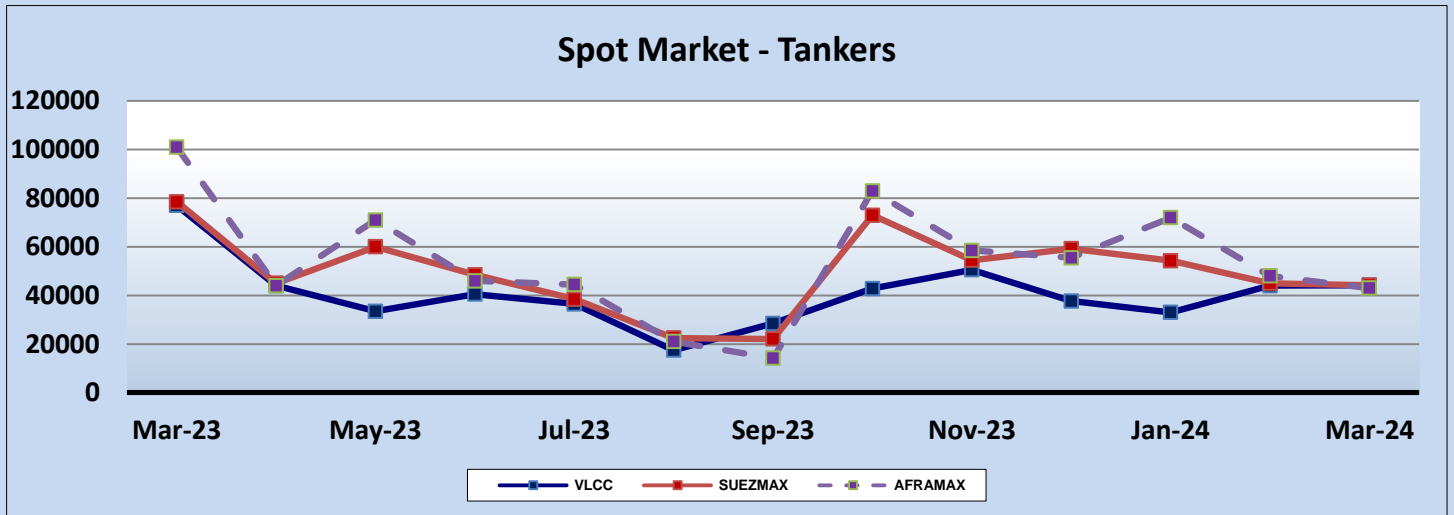


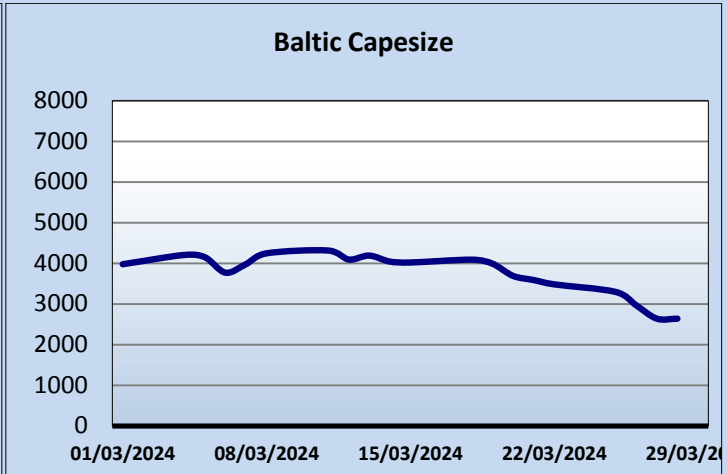
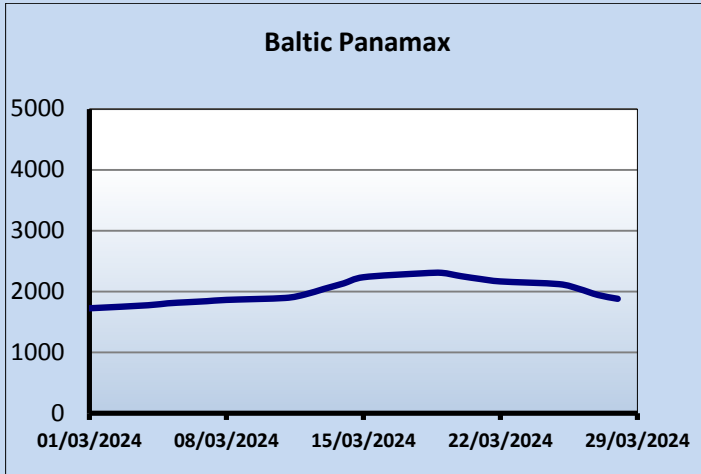
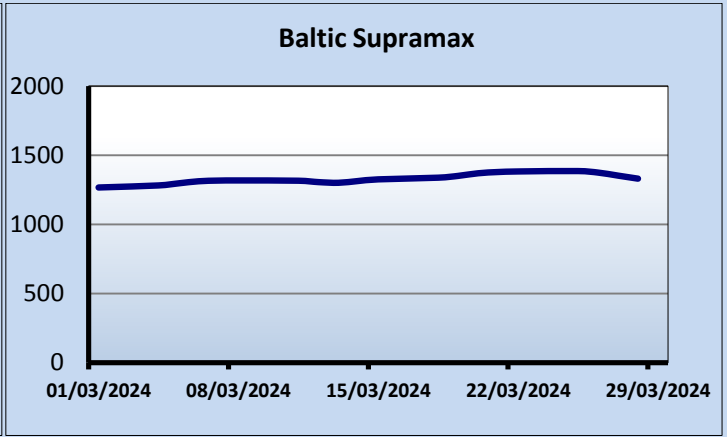
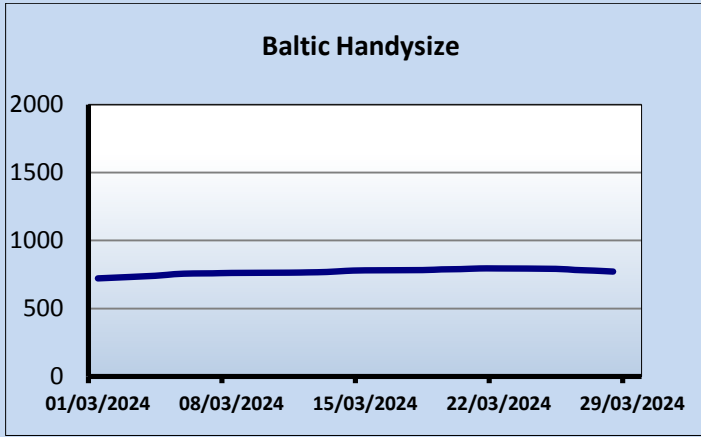
TANKER SALES

NAME	DWT	BLT		PRICE \$ (MIO)	BUYER
SEA HAZEL	106,085	2004	JAPAN	29	MIDDLE EASTERN
MTM ST JEAN	34,528	2003	JAPAN	-	UNDISCLOSED
NECTAR	307,284	2008	CHINA		ENBLOC BSS
NOBLE	307,284	2008	CHINA		
NEWTON	307,284	2009	CHINA	154.9	CHINESE
HANSA BERGEN	51,218	2007	KOREA	22.2	UNDISCLOSED
SELIGER	115,126	2009	JAPAN	47	CHINESE
VESTHOLMEN	17,525	2009	KOREA	15	UNDISCLOSED
UOG SPARTA	49,999	2009	KOREA	24.35	UNDISCLOSED
GLENDIA MELANIE	47,162	2010	KOREA	27.4	XINGTONG SHIPPING
SHENG YOU 228	7,146	2006	CHINA	-	THAILAND
SHENG YOU 229	7,056	2007	CHINA	-	MIDDLE EASTERN
KARVOUNIS	156,229	2013	JAPAN	67.5	UNDISCLOSED
STI LE ROCHER	49,990	2013	KOREA		ENBLOC BSS
STI LARVOTTO	49,990	2013	KOREA	72.3	UNDISCLOSED
ECO SEAS	299,998	2016	KOREA	98	UNDISCLOSED
STI GRAMERCY	49,990	2015	KOREA		ENBLOC BSS
STI BRONX	49,990	2015	KOREA		
STI BROOKLYN	49,990	2015	KOREA		
STI MANHATTAN	49,990	2015	KOREA		
STI QUEENS	49,990	2015	KOREA	195	CHINESE
SHENG YOU 230	7,016	2006	CHINA	-	INDONESIAN
SHENG YOU 223	4,479	2006	CHINA	-	MIDDLE EASTERN

GAS SALES

<i>NAME</i>	<i>DWT</i>	<i>BLT</i>		<i>CBM</i>	<i>PRICE \$ (MIO)</i>	<i>BUYER</i>
MANTA SALACAK	29,536	2007	KOREA	38,197	40	CL OF LOTTE FINE C.
DL LILY	4,999	2011	JAPAN	4,918	11.6	KOREAN

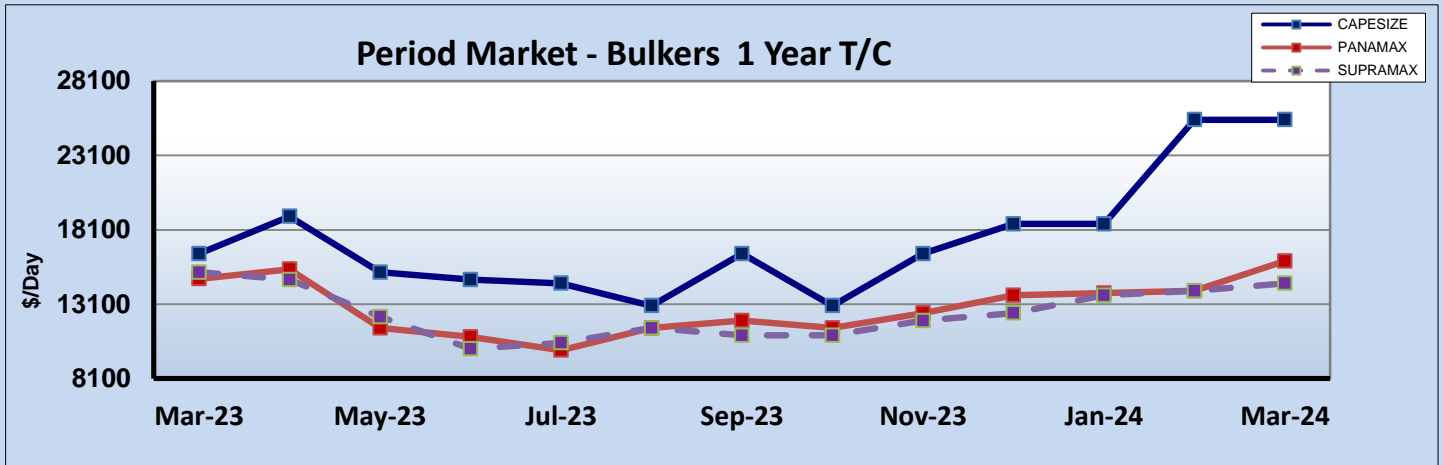
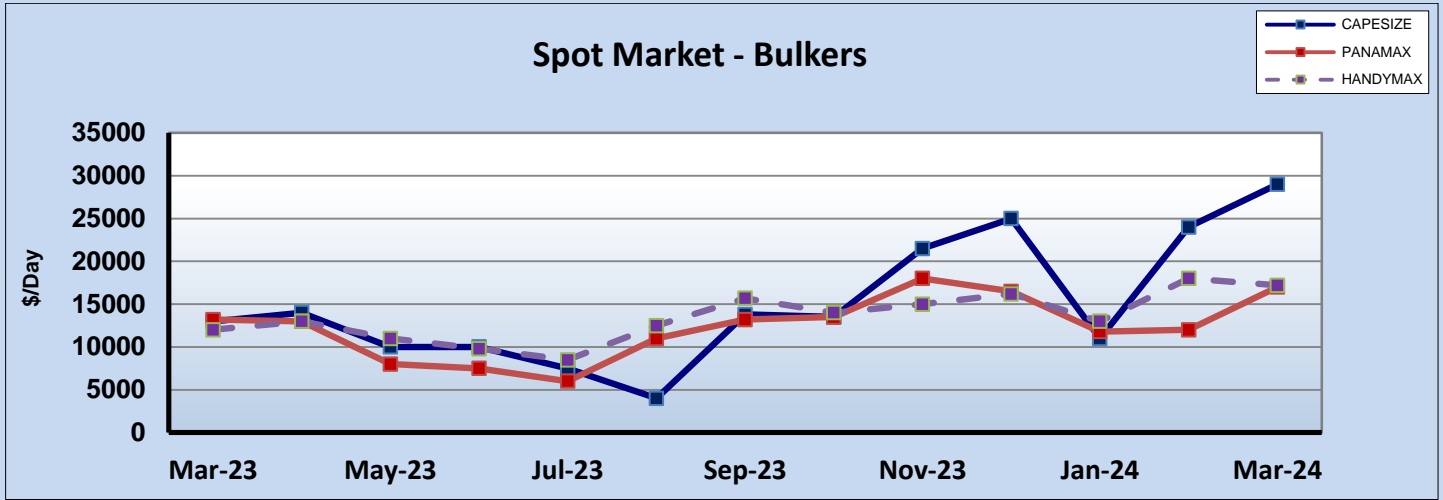




BULKER SALES

<i>NAME</i>	<i>DWT</i>	<i>BLT</i>		<i>GEAR</i>	<i>PRICE \$ (MIO)</i>	<i>BUYER</i>
PACIFIC TAMARITA	52,292	2001	PHILLIPINES	4x30	8.2	CHINESE
NUEVA FORTUNA	50,992	2003	JAPAN	4x30	9	UNDISCLOSED
EPIC	180,149	2010	KOREA	-	32	UNDISCLOSED
MARGARET SW	25,010	2012	JAPAN	3x30	13	UNDISCLOSED
CONDOR HAMBURG	31,796	2012	CHINA	4x30	11	UNDISCLOSED
YING HAO 02	75,700	2012	CHINA	-	16.8	UNDISCLOSED
ASL FORTUNE	58,096	2012	PHILLIPINES	4x30	19.3	UNDISCLOSED
YELLOW SEA	35,238	2012	CHINA	4x30.5	11.5	UNDISCLOSED
MARIA G.O.	87,378	2011	CHINA	-	17	UNDISCLOSED
RIN TREASURE	28,338	2009	JAPAN	4x30.5	9.4	UNDISCLOSED
HOUSTON	177,729	2009	CHINA	-	23.3	PACIFIC BULK C.
PARASKEVI 2	74,979	2011	JAPAN	-	20.3	UNDISCLOSED
CHANG SHAN HAI	56,838	2010	CHINA	4x30	13.8	GREEK
STAR AUDREY	175,125	2011	CHINA	-	27	GREEK
ARKADIA	56,348	2012	VIETNAM	4x27.5		ENBLOC BSS
KUMPULA	56,348	2012	VIETNAM	4x27.5	37.1	CL OF HGFH DENIZC.
RUI FU XING	37,064	2012	KOREA	4x35	16.7	UNDISCLOSED
OMNIA	36,787	2011	KOREA	4x30.5	15	UNDISCLOSED
NZ HANGZHOU	56,709	2012	CHINA	4x30	14.7	GREEK
IVS IBIS	28,238	2012	JAPAN	4x30.5	11.7	GREEK

PARADISE ISLAND	57,835	2014	PHILLIPINES	4x30	21.9	UNDISCLOSED
AULAC VANGUARD	55,848	2012	JAPAN	4x30	18.8	UNDISCLOSED
ORANGE TIARA	181,396	2012	JAPAN	-	35	UNDISCLOSED
THETIS	57,981	2013	CHINA	4x35	17.5	UNDISCLOSED
EAUBONNE	63,308	2014	CHINA	4x45	22.8	GREEK
WESTERN LONDON	39,260	2015	CHINA	4x30	18.5	EUROPEAN
WESTERN PANAMA	39,000	2015	CHINA	4x30	18.5	VEGA BULK CARRIERS
LIANGCHOW	39,685	2015	CHINA	4x36		ENBLOC BSS
LINTAN	39,641	2015	CHINA	4x36	41	CL OF GLOBAL MER.
THE PROSPERITY	81,922	2017	CHINA	-	31.5	EUROPEAN
INTERLINK AMENITY	39,989	2018	CHINA	4x30	25.5	UNDISCLOSED
ASIAN BULKER	36,228	2017	JAPAN	4x30.5	24	UNDISCLOSED
SIDER HARMONY	38,593	2019	PHILLIPINES	4x30	28.5	MIDDLE EASTERN
AQUAVITA SOL	81,541	2020	CHINA	-	33.5	UNDISCLOSED
ATLANTIC DRAGON	209,170	2020	CHINA	-		ENBLOC BSS
ATLATIC TIGER	209,338	2020	CHINA	-		
ATLANTIC LION	209,205	2020	CHINA	-	213	FAR EASTERN
GRAND RADIANT	82,298	2021	CHINA	-	38	UNDISCLOSED
BULK MONACO	63,733	2023	JAPAN	4x30	40.5	CTM DEHER
AMAZON	74,910	2001	JAPAN	-	8	CHINESE
OCEAN PRINCE	76,423	2004	JAPAN	-	9	UNDISCLOSED
SSI AVENGER	52,949	2004	JAPAN	4x30	10.5	CHINESE
UBC TAMPICO	37,821	2004	JAPAN	3x36	9	CHINESE
DESERT UNITY	54,043	2006	CHINA	4x36	10.1	UNDISCLOSED
CASTILLO DE CATOIRA	173,587	2005	CHINA	-	16.8	CHINESE
XING JI HAI	77,171	2009	JAPAN	-	17.5	NOMIKOS E
GANT MUSE	56,024	2004	JAPAN	4x30	11	VIET THUAN TRANSP.
MOUNT CARMEL	177,003	2007	JAPAN	-	25	WINNING SHIPPING
STRAITS BAY	55,840	2007	JAPAN	4x30.5	14	UNDISCLOSED
PENELOPE T	180,201	2007	JAPAN	-	23.7	UNDISCLOSED
SHIN KORYU	207,991	2009	JAPAN	-	31.5	CHINESE
NEW LEGEND PEARL	32,688	2010	CHINA	4x30.5	10.2	GREEK
QUEEN BUSAN	55,474	2010	JAPAN	4x30.5	17.5	GREEK
ANDROMEDA	61,501	2011	JAPAN	4x30	20.7	UNDISCLOSED
KEY GUARDIAN	83,468	2011	JAPAN	-	23.8	GREEK
MINERAL GENT	175,181	2011	CHINA	-	26.3	GOLDENPORT SH.
ST. PETER	32,688	2009	CHINA	4x30.5	10.4	UNDISCLOSED
PANAYIOTA K	92,018	2010	KOREA	-	20.45	UNDISCLOSED
SIFNOS	57,050	2010	CHINA	4x30	13.9	UNDISCLOSED
PAN KRISTINE	33,303	2011	CHINA	4x30	11	GREEK
IRIS SKY	28,725	2008	JAPAN	4x30.5	9.5	UNDISCLOSED



CONTAINER SALES

NAME	DWT	BLT		GEAR	TEU	PRICE \$ (MIO)	BUYER
PARIS LI	77,941	2001	KOREA	-	6,627		ENBLOC BSS
LYON LI	77,946	2001	KOREA	-	6,627	40	CL OF MSC
AS CLARITA	38,608	2006	KOREA	-	2,846	10.5	UNDISCLOSED
PEGASUS YOTTA	13,007	2005	KOREA	-	962		ENBLOC BSS
PEGASUS UNIX	13,002	2007	KOREA	-	962	11	MALAYSIAN
NAVIOS SPRING	42,806	2007	KOREA	-	3,450	17	GREEK MARINE T.
HYUNDAI TACOMA	72,982	2009	JAPAN	-	6,350	-	CL OF HMM
STARSHIP LEO	23,927	2013	KOREA	-	1,891	16	CL OF VISCO S.

Ro-Pax / Fast Ferries SALES

NAME	GT	BLT		Pax	PRICE \$(MIO)	BUYER
-	-	-	-	-	-	-

CRUISE SALES

NAME	GT	BLT		Pax	PRICE \$ (MIO)	BUYER
-	-	-	-	-	-	-

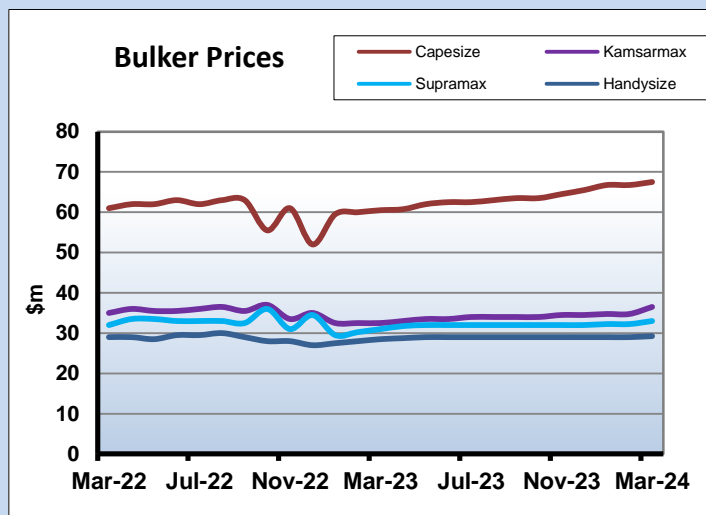
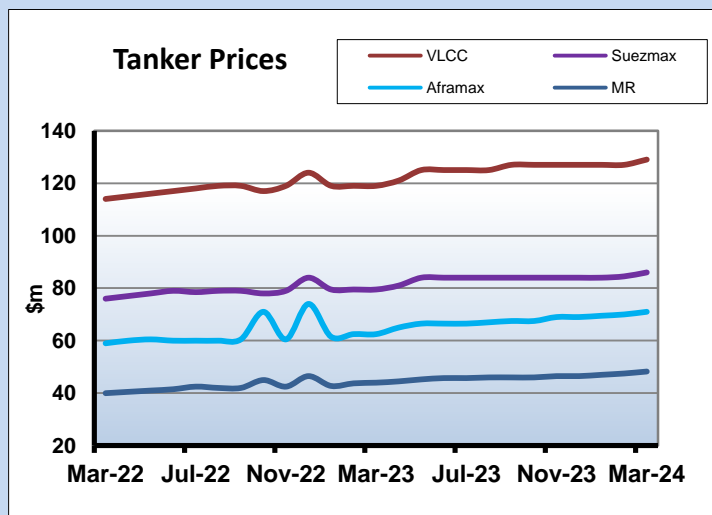
Ro-Ro SALES

NAME	GT	BLT		Pax	PRICE \$ (MIO)	BUYER
HOEGH JEDDAH	58,531	2014	ROMANIA	-	-	CL OF HOEGH AUTO.
HOEGH CHIBA	59,705	2006	KOREA	-	-	UNDISCLOSED
HVITANES	4636	1980	NORWAY	-	-	ENBLOC BSS
EYSTNES	4610	1981	NORWAY	-	-	CL OF NORWEST SHIP M.
CIUDAD DE ALCUDIA	33588	1994	POLAND	558	-	CL OF UNITED MARINE
FINNKRAFT	11671	2000	CHINA	12	-	ENBLOC BSS
FINNHAWK	11671	2001	CHINA	12	30.64	FRED OLSEN SA

OFFSHORE SALES

NAME	GT	BLT		BOLL. PULL	PRICE \$ (MIO)	BUYER
TEK-OCEAN SPIRIT	2789	1991	NORWAY	-	-	CL OF ATLANTIC OCEANIC
OCEAN INTERVENTION LII	4202	2005	ROMANIA	-	-	CL OF HYDRADIVE

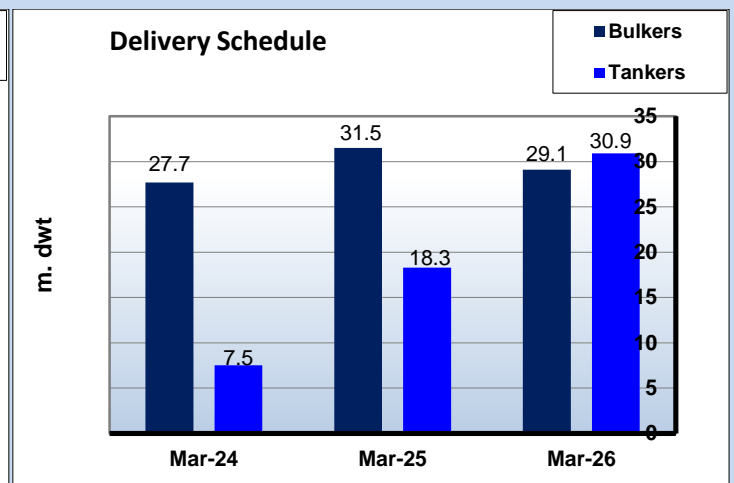
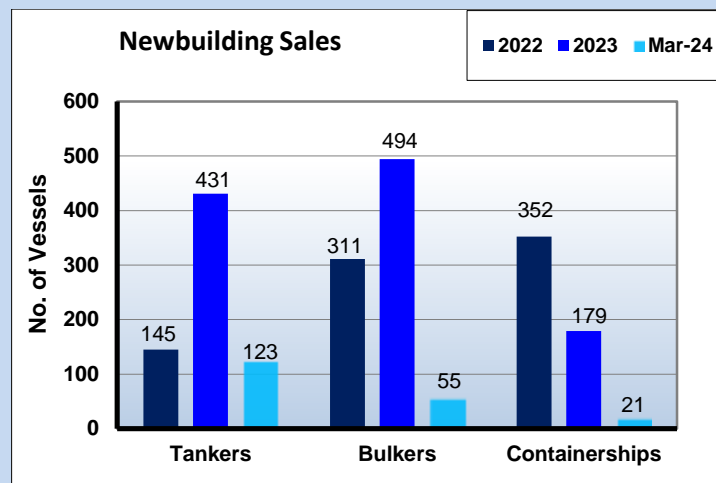
NEW BUILDING MARKET AND REPORTED CONTRACTS

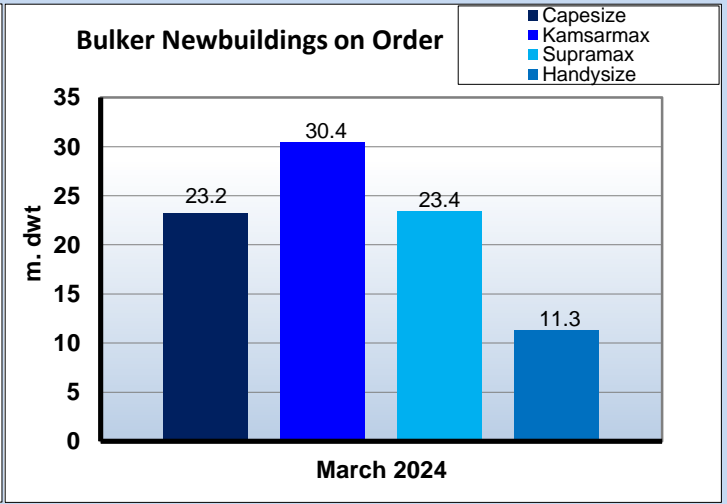
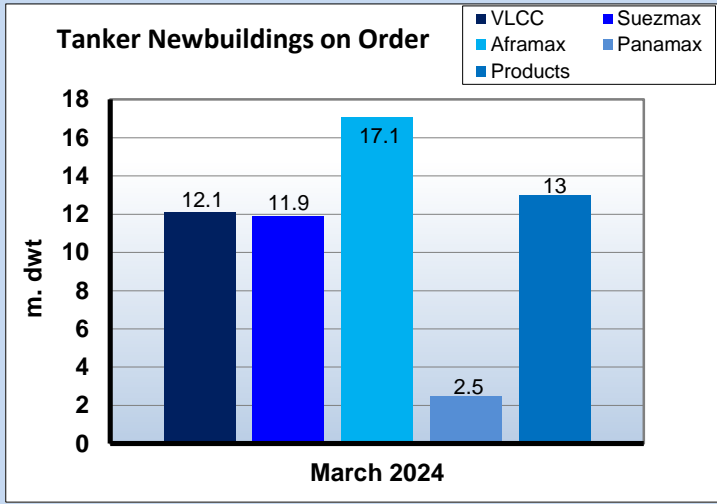


Dry Bulk Orderbook				
Ship Type	m.Dwt 2024	2025	2026+	Total No. Ships
Capesize	5.2	7.1	10.8	110
Kamsarmax	8.5	9.8	12.1	369
Supra/Hmax	9.1	9.5	4.7	371
Handies	4.9	5.0	1.4	313
Total	27.7	31.5	29.1	1163

Tanker Orderbook				
Ship Type	m.Dwt 2024	2025	2026+	Total No. Ships
ULCC/VLCC	0.3	1.5	10.3	39
Suezmax	1.1	4.4	6.4	76
Aframax	3.1	6.6	7.5	149
Panamax	0.1	0.8	1.6	34
MR + Small	2.9	5.0	5.1	361
Total	7.5	18.3	30.9	659

LPG Orderbook				
Ship Type	,000cb 2024	2025	2026+	Total No. Ships
VLGC	1,635	2,029	7,990	126
LGC	45	180	411	14
MR	218	174	680	31
Handy	86	88	36	30
Small	5	4	0	3
Total m.Dwt	1.33	1.66	5.97	204





DWT in Thousands	Newbuilding Historical Prices (\$m)													
	Mar-24	2023	2022	2021	2020	2019	2018	2017	2016	2010	2005	2000	1995	1990
Tankers														
320 DWT ¹	129	127	124	110	85.5	95.6	92.4	81.5	84.5	104.8	120	76.5	85.3	87.4
170 DWT ¹	86	84	84	75	57	71.7	60.6	55	54.5	66.3	71.5	52.5	54	66.1
115 DWT ¹	71	69	74	58.5	46.5	55.1	48.1	44	44.5	56	58	41.5	43.3	53.2
50 DWT ¹	48.2	46.5	46.5	40	34	38.8	36.7	33.8	32.5	36.1	43	29.5	33.2	32.1
Bulkers														
185 DWT ¹	67.5	65.5	51.5	46.5	51.8	50.4	44	42	46	57.2	58.5	40.5	42.3	60.2
83 DWT ¹	36.5	34.5	35	26	30.6	28.1	25.5	24.5	25.7	34.3	36	22.5	27.9	30
64 DWT [*]	33	32	34	24	27.4	26.2	24	22.3	24.1	31.1	31	20.5	24.1	25.3
35 DWT [*]	29.2	29	27	23	22.6	23.9	22	19.5	20.3	26.3	25.5	15	19.2	21.3
	¹ Before 2001 sizes to read 280,000 - 140,000 - 95,000 - 40,000 respectively for tankers and 150,000 - 69,000 for Bulkers ² Single Hull ³ 30,000 DWT +Prior 2017 to read 73 - 76k dwt, 45k dwt & 30k dwt (note: above is for vessels built Japan / Korea, you should also consider US\$ / Yen / Won relation for the years mentioned)													

Newbuilding Orders

TYPE	DWT	BUILDER	DELIVERY	PRICE \$	OWNER	NOTES
PRODUCTS	115,000	HYUNDAI VIETNAM SB	JUN 2027	69.60	LATSCO (LONDON)	SCRUBER FIT.
PRODUCTS	115,000	HYUNDAI VIETNAM SB	APR 2027	69.60	LATSCO (LONDON)	SCRUBER FIT.
PRODUCTS	115,000	HYUNDAI VIETNAM SB	FEB 2027	69.60	LATSCO (LONDON)	SCRUBER FIT.
PRODUCTS	115,000	HYUNDAI VIETNAM SB	DEC 2026	69.60	LATSCO (LONDON)	SCRUBER FIT.
LPG	35,000	HYUNDAI MIPO	DEC 2026	80.50	EXMAR LPG BVBA	LPG
LPG	35,000	HYUNDAI MIPO	OCT 2026	80.50	EXMAR LPG BVBA	LPG
FSRU	96,000	HYUNDAI HI (ULSAN)	JUL 2027	364	UNKNOWN	LNG
MPP/HVY LIFT	15,000	CMJL (NANJING)	2027	-	DSHIP CARRIERS	-
MPP/HVY LIFT	15,000	CMJL (NANJING)	2027	-	DSHIP CARRIERS	-
MPP/HVY LIFT	15,000	CMJL (NANJING)	2027	-	DSHIP CARRIERS	-
MPP/HVY LIFT	15,000	CMJL (NANJING)	2027	-	DSHIP CARRIERS	-
MPP/HVY LIFT	15,000	CMJL (NANJING)	AUG 2026	-	DSHIP CARRIERS	-

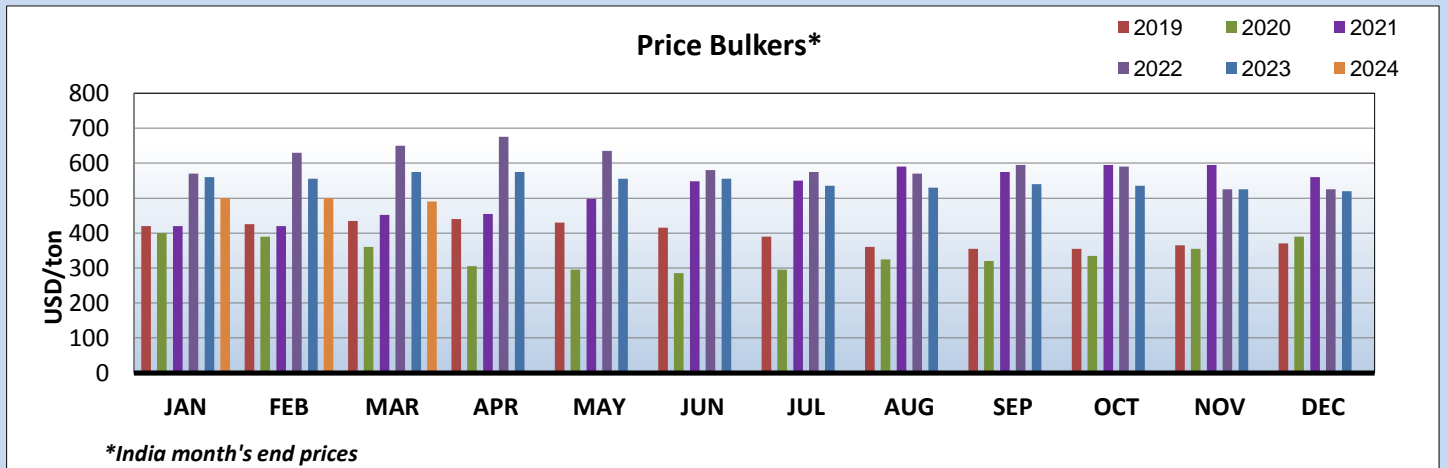
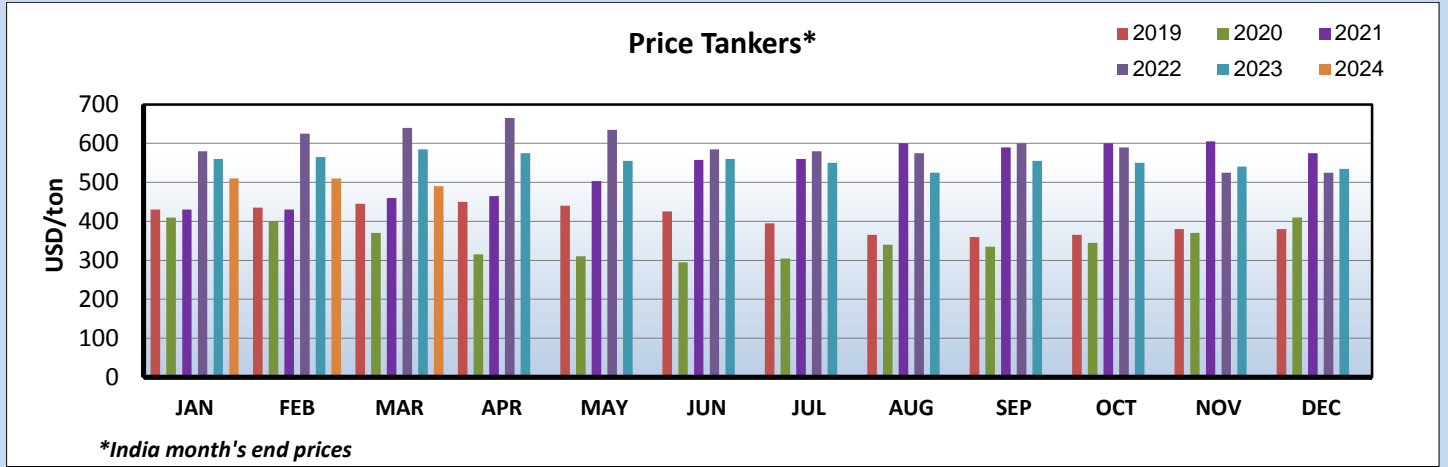
MPP/HVY LIFT	15,000	CMJL (NANJING)	MAY 2026	-	DSHIP CARRIERS	-
MPP/HVY LIFT	15,000	CMJL (NANJING)	FEB 2026	-	DSHIP CARRIERS	-
MPP/HVY LIFT	15,000	CMJL (NANJING)	NOV 2025	-	DSHIP CARRIERS	-
CHEM&OIL	9,000	FUKUOKA SB	2026	-	PATRIA NUSA SEGARA	-
CHEM&OIL	9,000	FUKUOKA SB	2026	-	PATRIA NUSA SEGARA	-
CHEM&OIL	3,500	HUBEI HECHUANG HI	DEC 2026	-	HUIZHOU RONGSHENG	-
CHEM&OIL	3,500	HUBEI HECHUANG HI	AUG 2026	-	HUIZHOU RONGSHENG	-
CHEM&OIL	3,500	HUBEI HECHUANG HI	APR 2026	-	HUIZHOU RONGSHENG	-
CHEM&OIL	3,500	HUBEI HECHUANG HI	FEB 2026	-	HUIZHOU RONGSHENG	-
CHEM&OIL	3,500	HUBEI HECHUANG HI	DEC 2025	-	HUIZHOU RONGSHENG	-
CHEM&OIL	3,500	HUBEI HECHUANG HI	OCT 2025	-	HUIZHOU RONGSHENG	-
GCARGO	6,000	ROYAL BODEWES SY	MAR 2025	-	POT SCHEEPVAART	-
BULK	64,000	NANTONG XIANGYU SOE	MAY 2028	-	XIAMEN LEASING	MTHNL READY
BULK	64,000	NANTONG XIANGYU SOE	MAR 2028	-	XIAMEN LEASING	MTHNL READY
BULK	64,000	NANTONG XIANGYU SOE	DEC 2027	-	XIAMEN LEASING	MTHNL READY
BULK	64,000	NANTONG XIANGYU SOE	SEP 2027	-	XIAMEN LEASING	MTHNL READY
BULK	64,000	NANTONG XIANGYU SOE	JUN 2027	-	XIAMEN LEASING	MTHNL READY
BULK	64,000	NANTONG XIANGYU SOE	MAR 2027	-	XIAMEN LEASING	MTHNL READY
BULK	64,000	NANTONG XIANGYU SOE	NOV 2026	-	XIAMEN LEASING	MTHNL READY
BULK	64,000	NANTONG XIANGYU SOE	AUG 2026	-	XIAMEN LEASING	MTHNL READY
LPG	40,000	HUANGPU WENCHONG	MAY 2027	-	BENELUX OVERSEAS	-
TANKER	300,000	HYUNDAI SAMHO HI	DEC 2027	130	RAY CAR CARRIERS	-
TANKER	300,000	HYUNDAI SAMHO HI	DEC 2027	130	RAY CAR CARRIERS	-
TANKER	300,000	HYUNDAI SAMHO HI	DEC 2027	130	RAY CAR CARRIERS	-
TANKER	300,000	HYUNDAI SAMHO HI	DEC 2027	130	RAY CAR CARRIERS	-
PCC	7,000	CMHI (JIANGSU)	2026	-	CQC GROUP	-
CHEM&OIL	18,500	WUHU SHIPYARD	DEC 2025	30.10	SEACON SHIPPING	MTHNL READY
MSV	-	MYKLEBUST VERFT	JAN 2027	-	REM OFFSHORE	MTHNL, BAT.
MSV	-	MYKLEBUST VERFT	JUN 2026	-	REM OFFSHORE	MTHNL, BAT.
BULK	63,000	NEW DAYANG SB	2027	-	CCB LEASING	-
BULK	63,000	NEW DAYANG SB	2027	-	CCB LEASING	-
AMMONIA/LPG	60,000	HYUNDAI HI (ULSAN)	DEC 2027	124	UNKNOWN	LPG
AMMONIA/LPG	60,000	HYUNDAI HI (ULSAN)	SEP 2027	124	UNKNOWN	LPG
AMMONIA/LPG	60,000	HYUNDAI HI (ULSAN)	JUL 2027	124	UNKNOWN	LPG
LPG	30,000	NANTONG CIMC SOE	2028	-	UNKNOWN	LPG
LPG	30,000	NANTONG CIMC SOE	2028	-	UNKNOWN	LPG
LPG	30,000	NANTONG CIMC SOE	2027	-	UNKNOWN	LPG
LPG	30,000	NANTONG CIMC SOE	2027	-	UNKNOWN	LPG
BULK	210,000	QINGDAO BEIHAI SB	APR 2027	-	BOCIMAR NV	AMMONIA
BULK	210,000	QINGDAO BEIHAI SB	FEB 2027	-	BOCIMAR NV	AMMONIA
TANKER	319,000	QINGDAO BEIHAI SB	JUN 2027	-	EURONAV NV	-

DEMOLITION MARKET

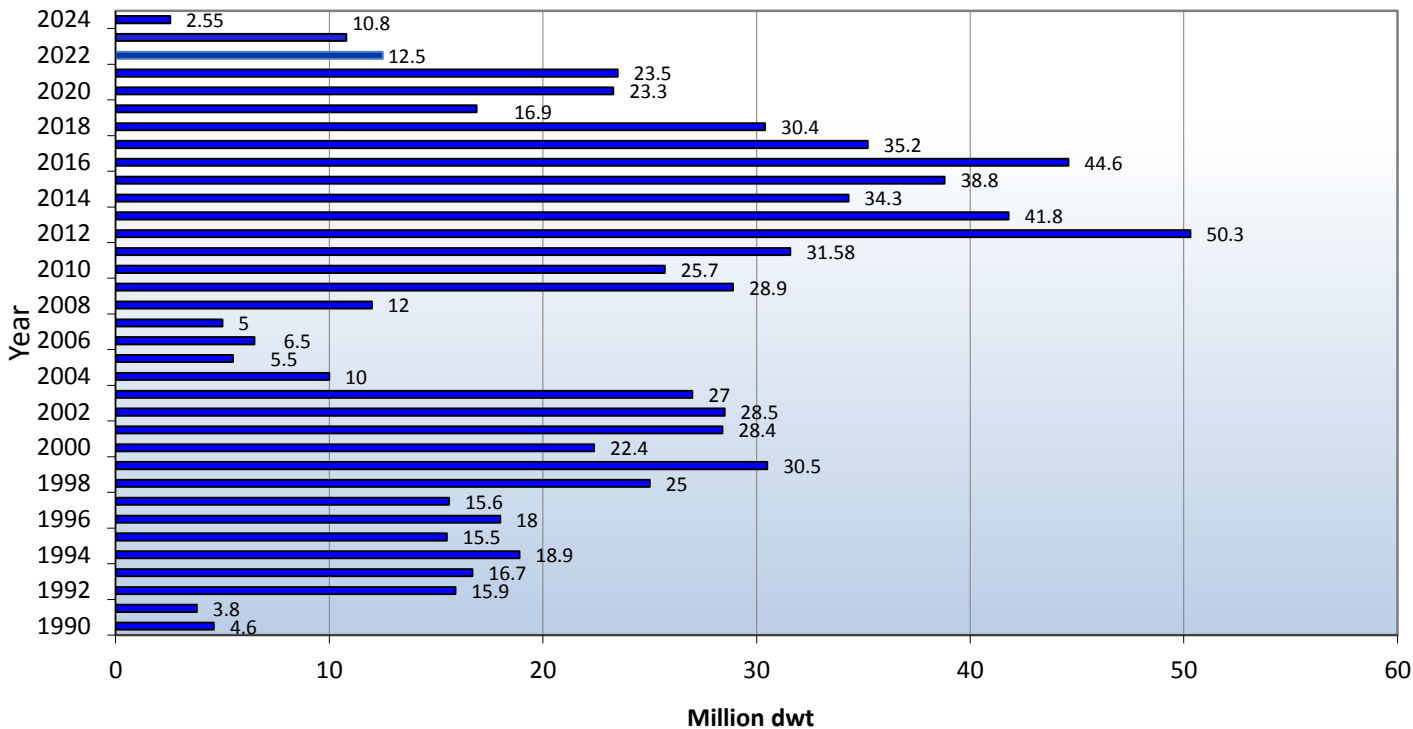
* MONTH'S END PRICES

Demolition Prices		
	Gen Cargo	Tanker
India	500/lt Ldt	505/lt Ldt
Bangladesh	525/lt Ldt	525/lt Ldt
Pakistan	530/lt Ldt	530/lt Ldt
Turkey	335/lt Ldt	335/lt Ldt

Demolition Historical Data

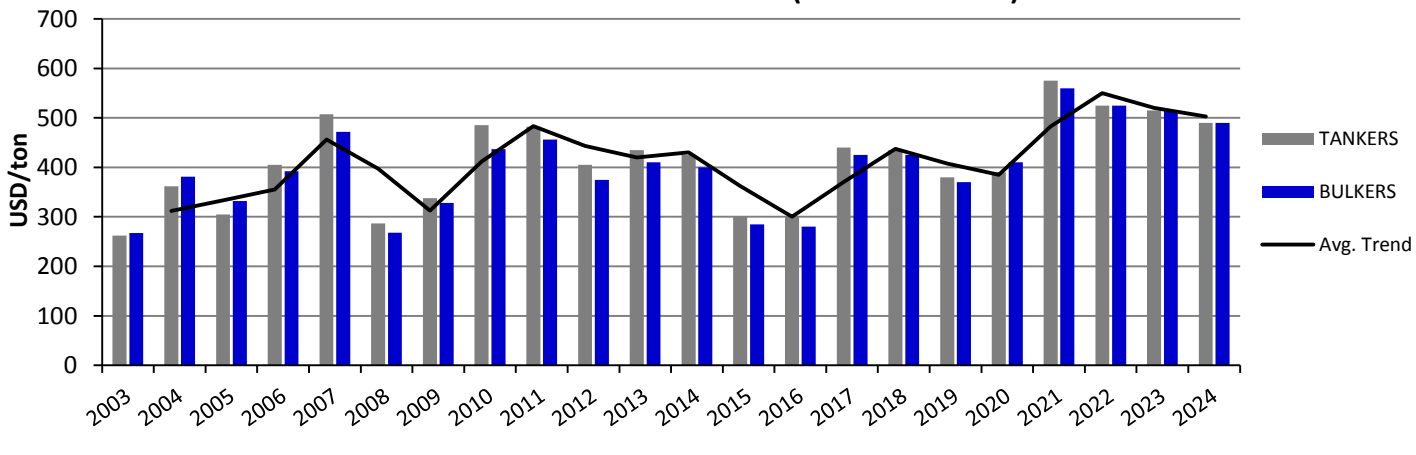


Total Demolition (Dwt)



* Bss reported sales

Historical Demolition Prices (India Year's End)



HISTORICAL DEMOLITION PRICES (*Indian Year's End)																			
	2006	2007	2008	2009	2010	2011	2012	2013	2014	2015	2016	2017	2018	2019	2020	2021	2022	2023	CURR
WET	405	507	287	338	485	482	405	435	425	300	300	440	435	380	410	575	525	515	490
DRY	392	472	268	328	437	456	375	410	400	285	280	425	425	370	390	560	525	515	490

India

<i>TYPE</i>	<i>NAME</i>	<i>DWT</i>	<i>BLT</i>	<i>LDT</i>	<i>PRICE \$/LDT</i>	<i>COMMENTS</i>
BULK	ALJAMIL	6,828	1977	-	480	-
TWEEN	BOS LINA	11,695	1991	3,407	505	-
TANK	EASTERN TIGER	4,999	1997	-	-	-
CONT	MSC ROSSELLA	43,605	1993	-	530	-

Bangladesh

<i>TYPE</i>	<i>NAME</i>	<i>DWT</i>	<i>BLT</i>	<i>LDT</i>	<i>PRICE \$/LDT</i>	<i>COMMENTS</i>
BULK	JAHAN BROTHERS	43,648	1994	8,032	-	-
BULK	DENAK VOYAGER	72,105	1996	-	539	-
BULK	YILDIZLAR 2	49,865	1996	-	-	-
TWEEN	LE YE	22,279	1999	7,364	520	-
TANK	LMS LAXAPANA	3,283	1986	-	-	-
TANK	SUVARNA SWARAIYA	32,902	1998	-	540	-
BULK	ISL STAR	74,461	1999	10,116	528	-
TANK	HONG YUN YOU 19	6,413	1999	-	-	-

Pakistan

<i>TYPE</i>	<i>NAME</i>	<i>DWT</i>	<i>BLT</i>	<i>LDT</i>	<i>PRICE \$/LDT</i>	<i>COMMENTS</i>
BULK	QATAR ANA	43,665	1989	8,015	509	-
TWEEN	OSCAR 1	8,642	1995	2,620	-	-

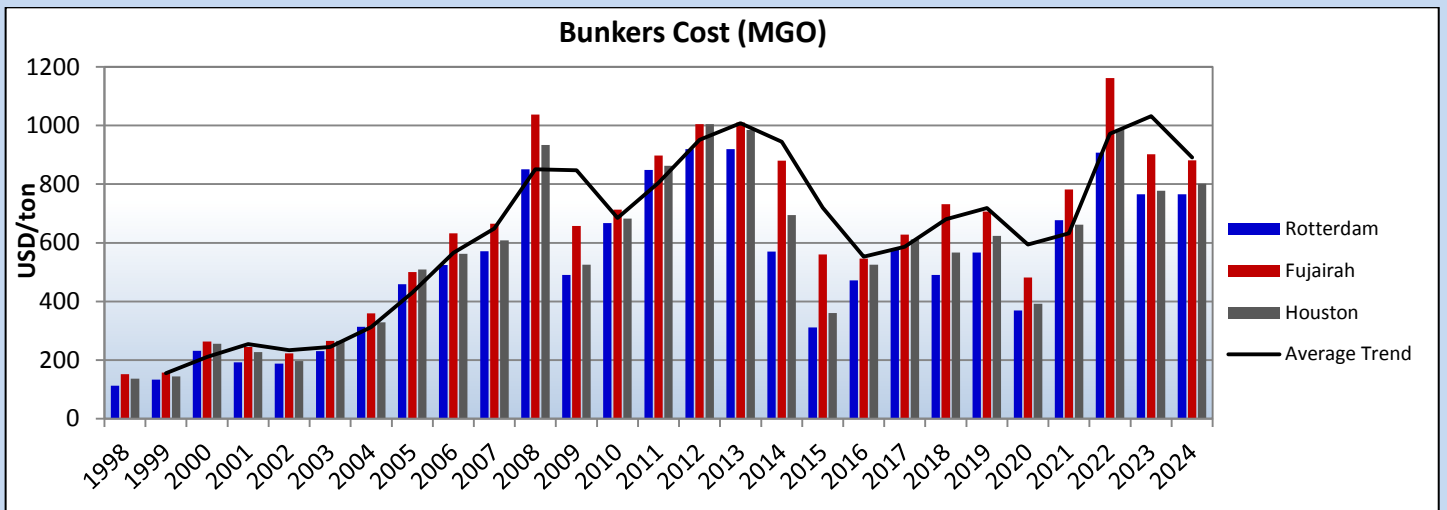
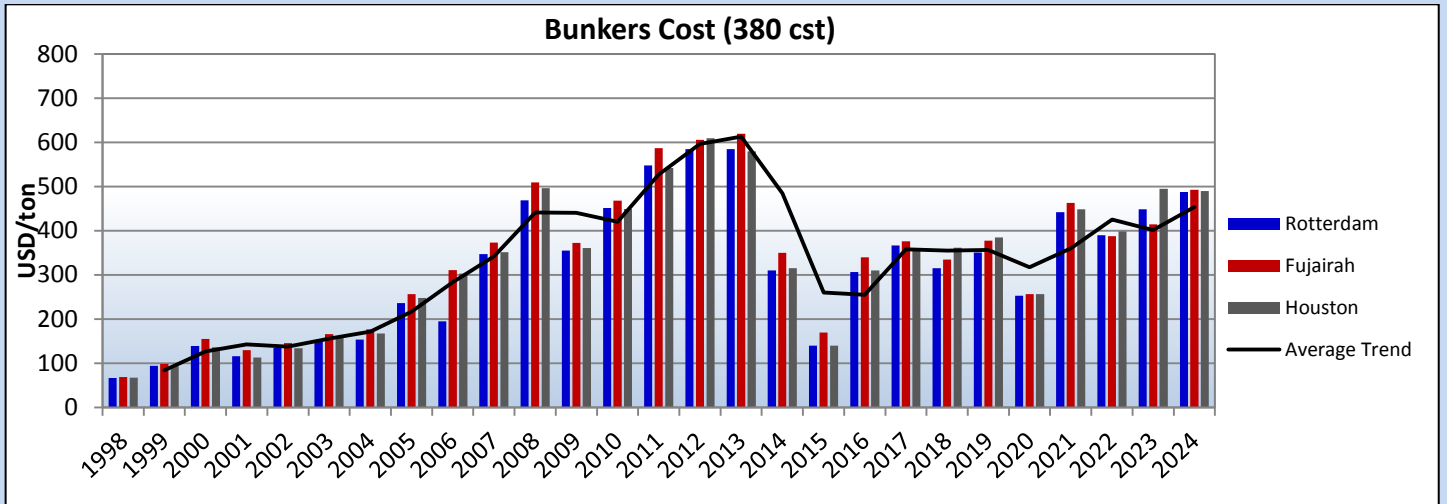
Turkey

<i>TYPE</i>	<i>NAME</i>	<i>DWT</i>	<i>BLT</i>	<i>LDT</i>	<i>PRICE \$/LDT</i>	<i>COMMENTS</i>
TWEEN	ARROW S	3,318	1974	1,560	-	-

Other

<i>TYPE</i>	<i>NAME</i>	<i>DWT</i>	<i>BLT</i>	<i>LDT</i>	<i>PRICE \$/LDT</i>	<i>COMMENTS</i>
BULK	YAMTAI	28,40	1994	6,003	480	-
CONT	MERATUS MEDAN 2	22,219	1991	-	505	-
CONT	STRIDE	24,777	1997	-	120	-
CONT	FAR EAST CHEER	7,747	2007	3,652	-	-

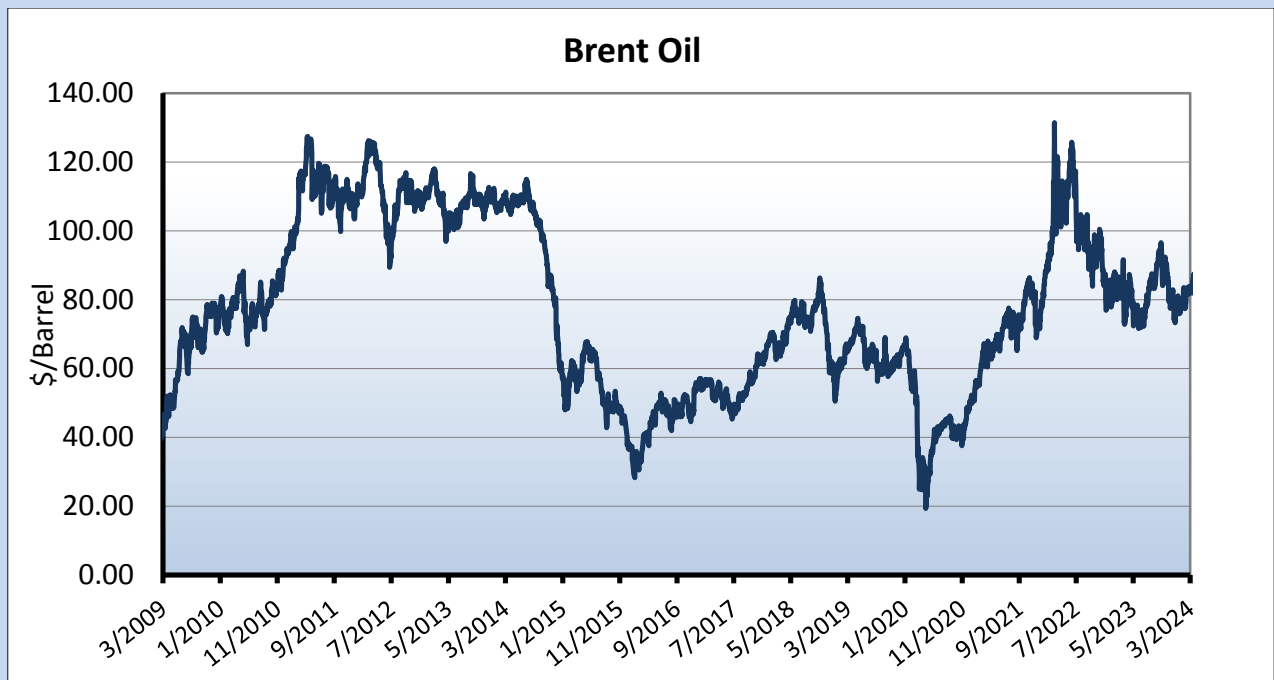
HISTORICAL BUNKER PRICES



	HISTORICAL BUNKER PRICES					
	Rotterdam		Fujairah		Houston	
	380 cst	MGO	380 cst	MGO	380 cst	MGO
2003	151	230.4	166.3	265.2	160.2	265.1
2004	154	313.4	176.7	359.3	167.3	328.7
2005	236	458.4	256.6	500.1	248.3	508.5
2006	195	524.1	310.9	631.8	303	562.3
2007	347	571.3	373.7	664.7	351.8	608.6
2008	469	850.7	509.4	1037.7	496.8	933.2
2009	355	490.6	372.8	657	360.7	525
2010	452	667.1	468.2	712.9	449.3	683
2011	548	848.6	587.5	897.5	542.1	862.4
2012	585	920	606	1005	610	1005
2013	585	920	620	1010	580	985
2014	310	570	350	880	315	695
2015	140	311	170	560	140	360
2016	307	472	340	546	310	525
2017	367	579	376	627.5	356	612
2018	315	490	335	732	362	567
2019	290.4	607.2	290.3	760.3	342	647.8
2020	302	426	312	474	296	461.75
2021	442.5	677	463	782	449	661.5
2022	390	908	388	1162	399	988.50
2023	449	766	415	902	449	778
01-04-24	488	766	493	881	490	802

MARKET INDICATORS





	GBP	CAD	EUR	JPY	CHF	USD	AUD
GBP	1	0.5858	0.8548	0.0052	0.8792	0.7929	0.5167
CAD	1.7072	1	1.4593	0.0089	1.5010	1.3536	0.8821
EUR	1.1698	0.6853	1	0.0061	1.0286	0.9276	0.6045
JPY	190.9205	111.8351	163.2028	1	167.8643	151.3800	98.6543
CHF	1.1374	0.6662	0.9722	0.0060	1	0.9018	0.5877
USD	1.2612	0.7388	1.0781	0.0066	1.1089	1	0.6517
AUD	1.9351	1.1336	1.6543	0.0101	1.7015	1.5344	1

* 01/04/2024 values

STOCK WATCH

NAME	TICKET	THIS MONTH*	LAST MONTH	CHANGE %	52w HIGH	52w LOW
Capital Product Partners	CPLP	17.40	17.40	0.00%	18.85	12.02
Diana Shipping Inc.	DSX	2.89	3.05	-5.25%	4.21	2.81
Dynagas LNG Partners LP	DLNG	2.93	2.98	-1.68%	3.19	2.27
Eagle Bulk Shipping Inc.	EGLE	62.47	61.27	1.96%	65.09	39.15
Euroseas Ltd.	ESEA	35.85	38.90	-7.84%	42.29	18.00
Costamare Inc.	CMRE	11.35	11.37	-0.18%	11.85	7.71
Navios Maritime Holdings	NM	5.25	2.50	110.00%	5.60	1.50
GasLog Ltd.	GLOG	25.86	25.95	-0.35%	28.63	21.42
Safe Bulkers Inc.	SB	4.96	4.64	6.90%	5.15	2.97
Star Bulk Carriers Corp.	SBLK	23.87	23.87	0.00%	25.16	16.57
Stealthgas Inc.	GASS	5.94	6.17	-3.73%	7.98	2.60
TEN Inc.	TNP	25.39	23.77	6.82%	26.50	15.50
TOP Ships Inc.	TOPS	14.02	13.67	2.56%	18.97	5.51
Danaos Corporation	DAC	72.2	71.95	0.35%	80.39	52.86

* 28/03/2024 values

~~~~~  
Disclaimer: Information and data that appear in this report have been obtained from various sources which are believed to be correct and reliable. However, Athenian Shipbrokers S.A. does not guarantee their accuracy or completeness and therefore cannot be held liable for any loss incurred as a result of reliance in any way whatsoever on the information contained herein.

Kind Regards,



**ATHENIAN SHIPBROKERS S.A.**