



ATHENIAN SHIPBROKERS S.A.

107-109, Vas. Pavlou Str., GR 166 73, Voula, Athens, Greece

Tel: +30 210 9659700 - Fax: +30 210 8996040

Email S & P : athenian@atheniansa.gr

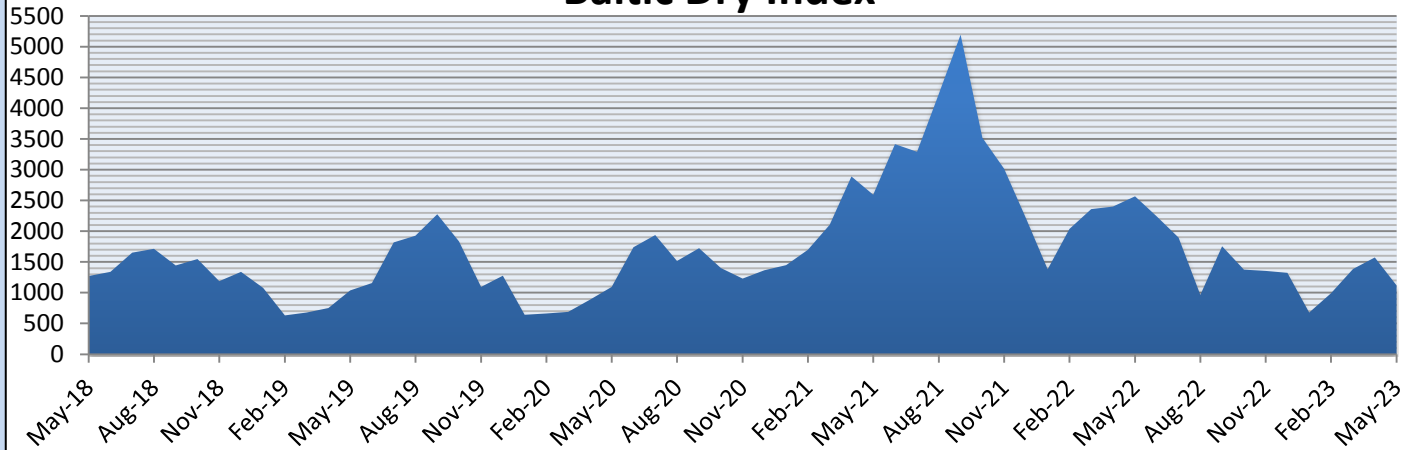
Email Chartering : chartering@atheniansa.gr

www.atheniansa.gr

MAY 2023

MONTHLY REPORT

Baltic Dry Index



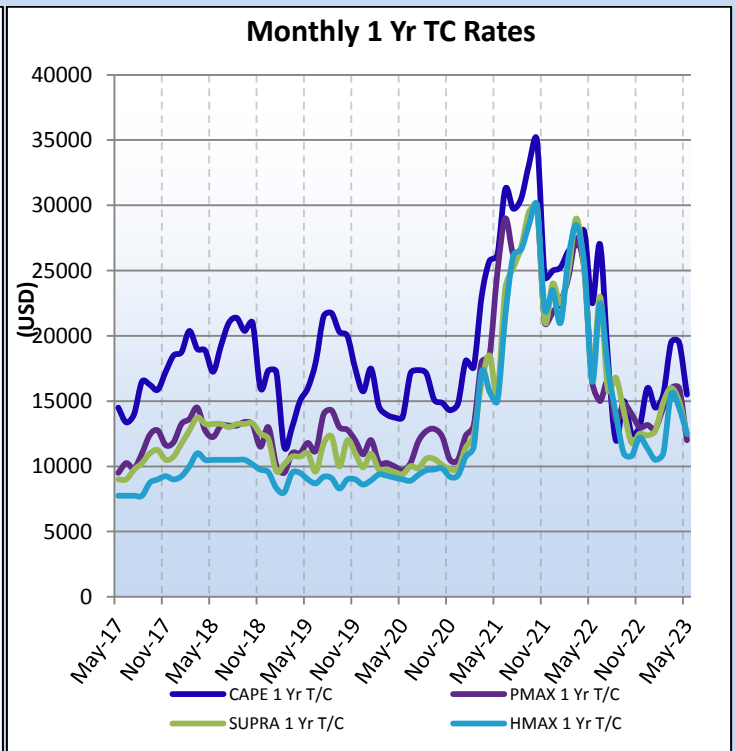
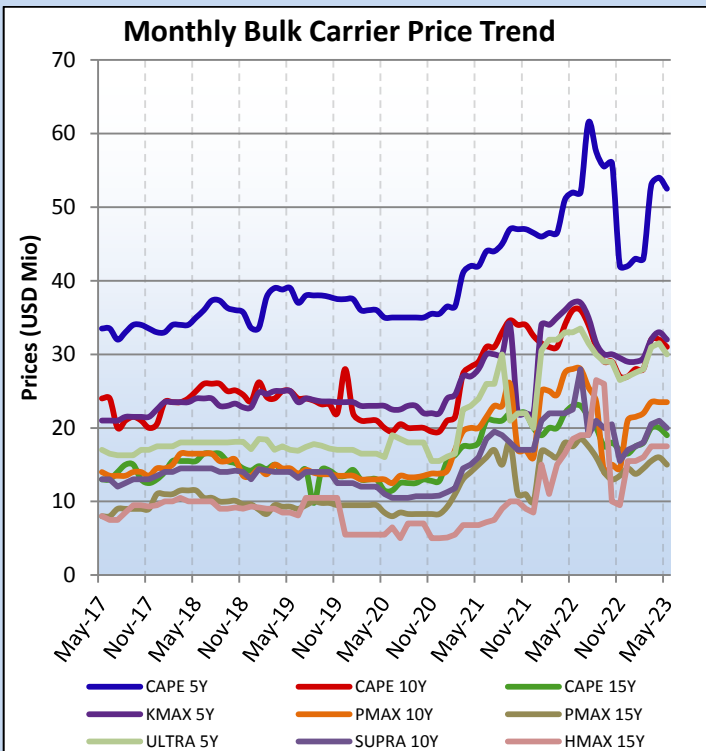
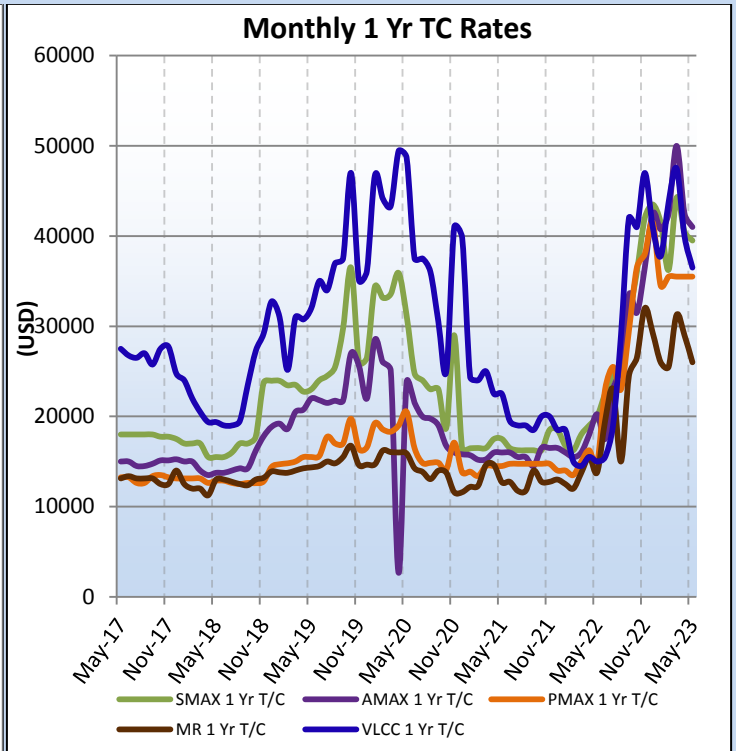
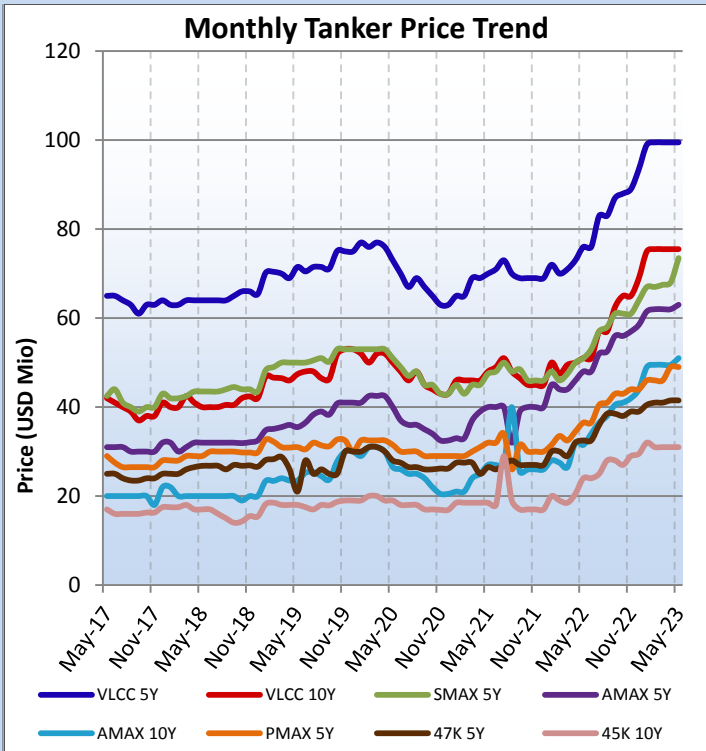
PRICES TANKERS (\$ MIO)

* Prices reflect Year's End	2017	2018	2019	2020	2021	2022	MAY-23
VLCC 5Y	64	63	75	63	69	93.5	99.5
VLCC 10Y	41	40	53	43	45	69	75.5
SUEZMAX 5Y	43	42	53	42	46	64	73.5
AFRAMAX 5Y	32	32	41	42.5	40	58.5	63
AFRAMAX 10Y	22	22	30	28.3	26	44	51
PANAMAX 5Y	28	28	30	29.5	30	44	49
51K 5Y	25	27.5	30	26.5	27	39	41.5
47K 10Y	17.5	16.5	19	17.5	17	29.5	23.5

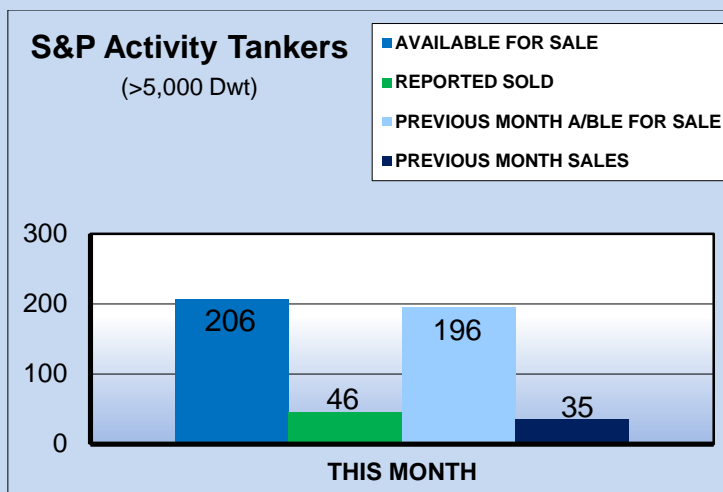
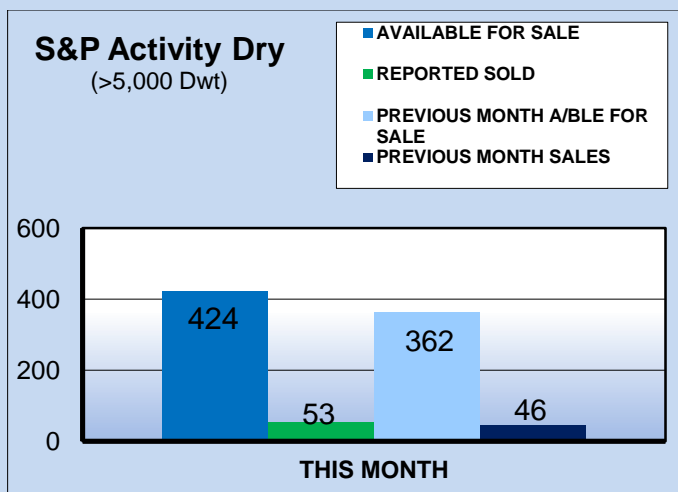
PRICES BULKERS (\$ MIO)

* Prices reflect Year's End	2017	2018	2019	2020	2021	2022	MAY-23
CAPE SIZE 5Y	33	33	37.5	35.3	46.5	42	52.5
CAPE SIZE 10Y	20.5	23.5	22	19	32.5	27	31
CAPE SIZE 15Y	13	14	13.5	12	20	16.5	19
KAMSARMAX 5Y	22.5	23.5	23.5	21.8	32	29	32
KAMSARMAX 10Y	14.5	14.5	13.5	13.5	22	21	23
PANAMAX 15Y	11	9	9.5	8.8	16	14.5	15
PANAMAX 20Y	6.5	6.5	6	5.7	10	9.5	10.5
ULTRAMAX 5Y	17.5	18	17	17.3	29	27	30
SUPRAMAX 10Y	13.5	14	12.5	10.5	20	17	20
HANDY 37K 5Y	14.3	15	16.7	14.5	24	22	25.5
HANDY 37K 10Y	10.5	11.8	9.2	8.7	17	15.5	17.5

SECOND HAND SALES & CHARTER FIXTURE TRENDS

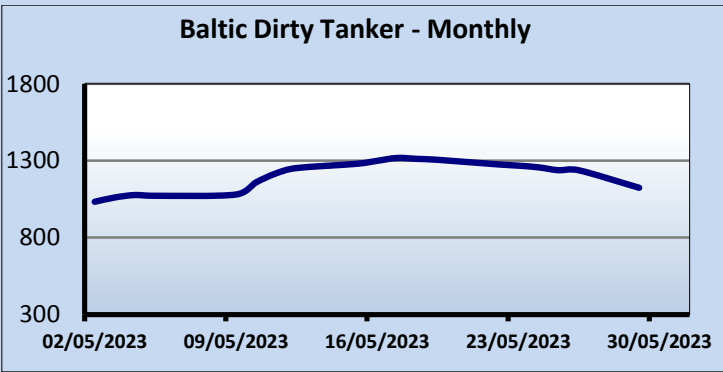
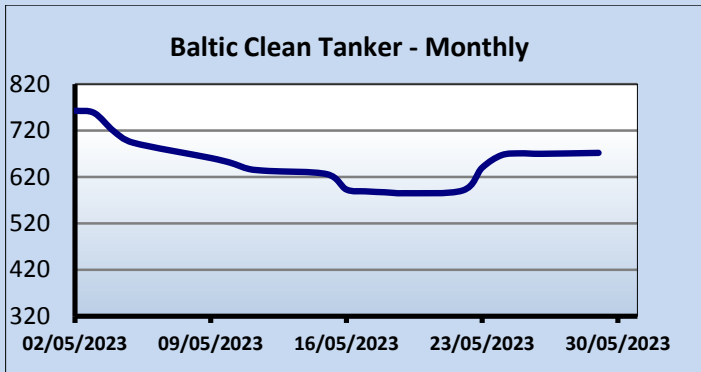
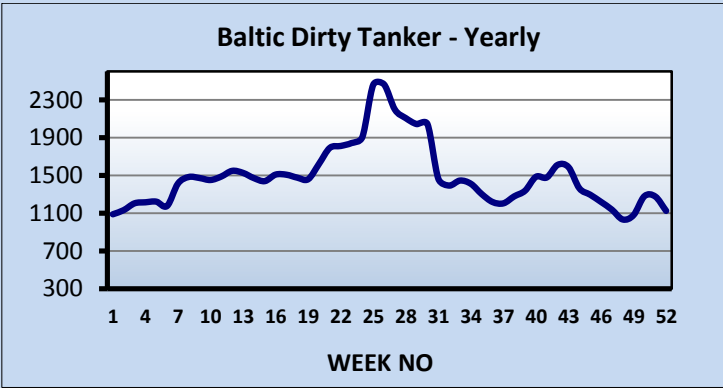
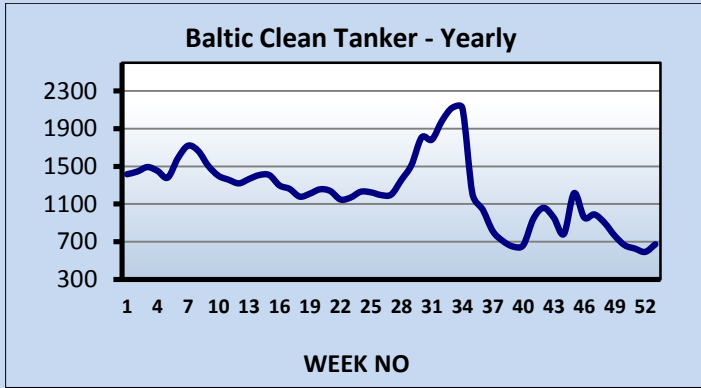


SECOND HAND TONNAGE MARKET



* Excluding demolition sales

Ship Type	Sale and Purchase Market						Total
	Dec-22	Jan-23	Feb-23	Mar-23	Apr-23	May-23	
BULK	29	33	34	59	46	53	254
TANK	41	36	39	46	35	49	246
GAS	4	10	8	4	3	6	35
CONT	3	9	13	10	12	16	63
TWEEN/MPP	0	0	0	0	2	0	2
REEF	0	0	0	0	1	0	1
RORO	2	0	0	2	4	4	12
FERRY	0	0	0	0	0	0	1
CRUISE	0	0	0	1	0	0	
Total	79	88	94	122	103	128	614



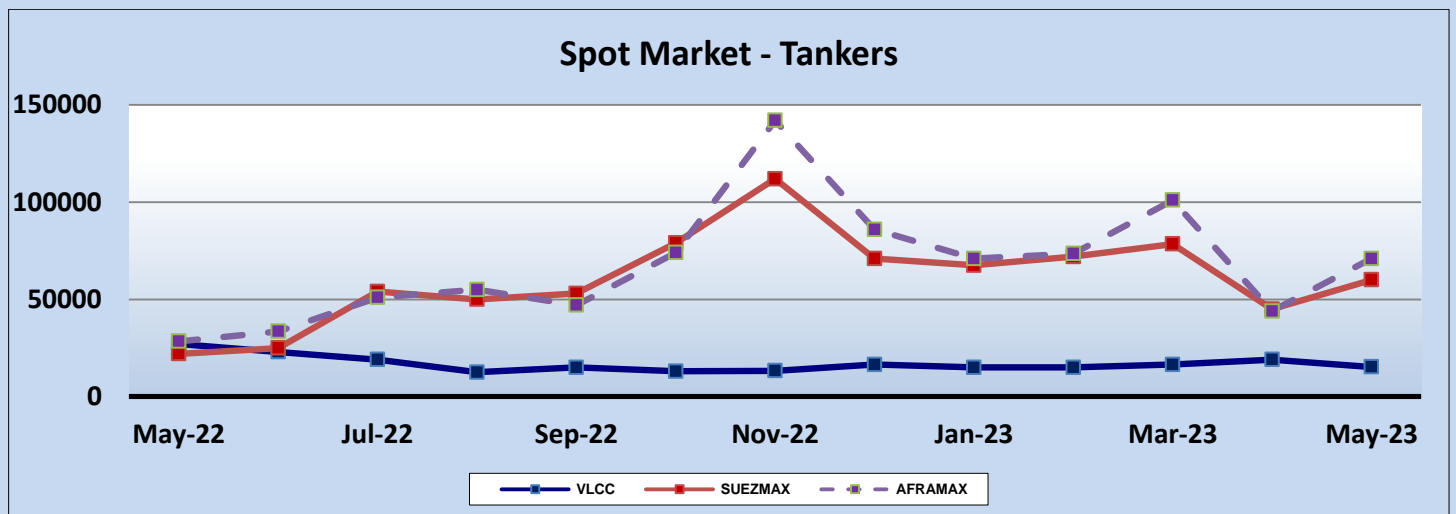
TANKER SALES

NAME	DWT	BLT		PRICE \$ (MIO)	BUYER
ARMADA CLAIRE	102,123	1993	KOREA	20	UNDISCLOSED
AGAPE SOUL	159,165	2001	KOREA	29	UNDISCLOSED
BRO AGNES	16,791	2008	TURKEY	14.8	UNDISCLOSED
EASTERN QUINCE	41,397	2009	KOREA	21.5	EUROPEAN
AMPLEFORTH	108,912	2008	CHINA	36	UNDISCLOSED
AYANE	16,971	2010	TURKEY	15	UNDISCLOSED
ATLANTICA BRAVE	51,246	2008	KOREA	22	TURKISH
CELSIUS MALAGA	20,832	2008	JAPAN	18.5	CL. OF WOMAR LOGISTICS
RIDGEBURY JOHN ZIPSER	164,772	2009	KOREA	45	UNDISCLOSED
ADAMAS I	50,122	2009	KOREA	24.5	UNDISCLOSED
PS PISA	108,835	2010	CHINA	36.5	UNDISCLOSED
GT STAR	19,956	2012	JAPAN	21	CHINESE
SOUTHERN GLORY	108,411	2019	JAPAN	67.75	EASTERN PACIFIC SHIPPING
PETRONIA PACIFIC	49,884	2020	KOREA	43	HMM
EAGLE BRENDA	164,626	2001	KOREA	26	UNDISCLOSED
JAG LAVANYA	105,010	2004	KOREA	28.9	UNDISCLOSED
WONDER MUSICA	106,290	2004	KOREA	30	UNDISCLOSED
WONDER AVIOR	106,162	2004	KOREA	30.1	SINGAPOREAN
JENNY I	40,128	2003	KOREA	17	EUROPEAN
SYMPHONY	46,248	2004	KOREA	17.85	UAE
EVER VICTORY	70,426	2005	JAPAN	21	CHINESE
MTM COLORADO	51,319	2004	KOREA	18.3	UNDISCLOSED
MTM HUDSON	51,319	2004	KOREA	18.4	UNDISCLOSED
FORTITUDE	19,997	2004	JAPAN	14.75	UNDISCLOSED
AFRAMAX RIVIERA	107,113	2005	JAPAN	36.5	UAE
PAVO ROCK	53,095	2005	KOREA	-	RADIATING SHIPPING DUBAI

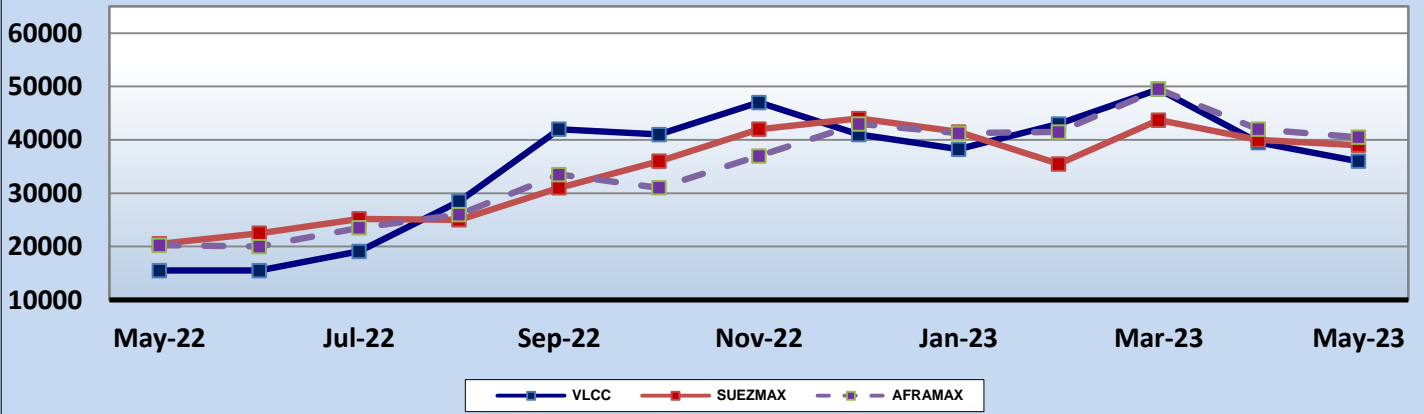
ARIS	53,106	2005	KOREA	-	RADIANT SHIPPING DUBAI
LUPUS TWO	53,148	2005	KOREA	-	RADIANT SHIPPING DUBAI
MANDO ONE	53,039	2005	KOREA	-	RADIANT SHIPPING DUBAI
AFRODITE	53,082	2005	KOREA	-	RADIANT SHIPPING DUBAI
AQUILLA MAJOR	53,021	2005	KOREA	-	RADIANT SHIPPING DUBAI
WONDER POLARIS	115,341	2005	KOREA	72	ENBLOC BSS
WONDER BELLATRIX	115,341	2006	KOREA		UNDISCLOSED
BLUE TRADER	37,270	2005	KOREA	18	UNDISCLOSED
BAHRI JASMINE	49,000	2005	KOREA	18.3	TURKISH
CLASSIC	159,195	2005	KOREA	36.75	UNDISCLOSED
BALTIC SUNRISE	309,373	2005	KOREA	51.5	CHINESE
LUMEN N	63,599	2008	KOREA	22.25	CHINESE
ADAFERA	105,215	2004	JAPAN	66	ENBLOC BSS
ASHAHDA	105,221	2004	JAPAN		MIDDLE EASTERN
STAR PROSPERITY	115,098	2009	JAPAN	43	MIDDLE EASTERN
GULF PEARL	74,999	2005	KOREA	61.2	ENBLOC BSS
GULF HORIZON	74,999	2005	KOREA		
GULF COAST	74,999	2005	KOREA		UNDISCLOSED
ACE	113,005	2008	CHINA	38	UNDISCLOSED
GULF CRYSTAL	74,999	2009	KOREA	29.5	UNDISCLOSED
EVERGLADES	112,969	2008	CHINA	39.8	MIDDLE EASTERN
SPERCHIOS	106,999	2018	JAPAN	68.5	MIDDLE EASTERN

GAS SALES

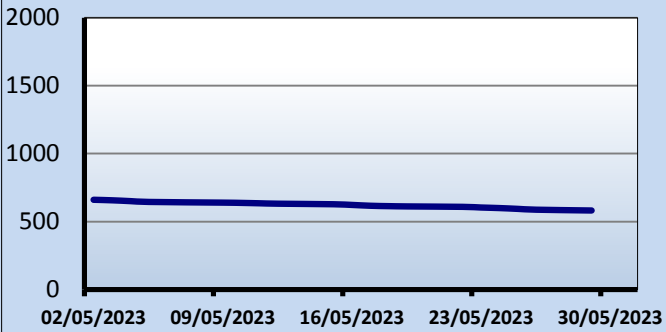
NAME	DWT	BLT		CBM	PRICE \$ (MIO)	BUYER
BW EVERETT	77,410	2003	KOREA	135,267	45	EDDIE STEAMSHIP
LNG ALLIANCE	86,389	2007	FRANCE	151,383	68	CL. OF SINOKAR MER.
ECO ENIGMA	4,753	2015	JAPAN	4,923	70.7	ENBLOC BSS
ECO NEMESIS	5,155	2015	JAPAN	4,900		
ECO TEXIANA	4,743	2020	JAPAN	4,929		
ECO CZAR	5,158	2015	JAPAN	4,900		TORO CORP



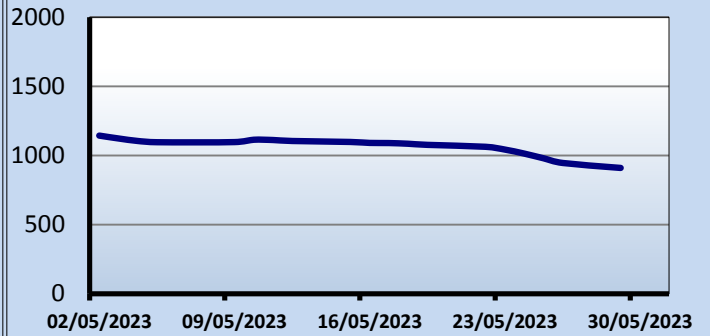
Period Market - Tankers 1 Year T/C



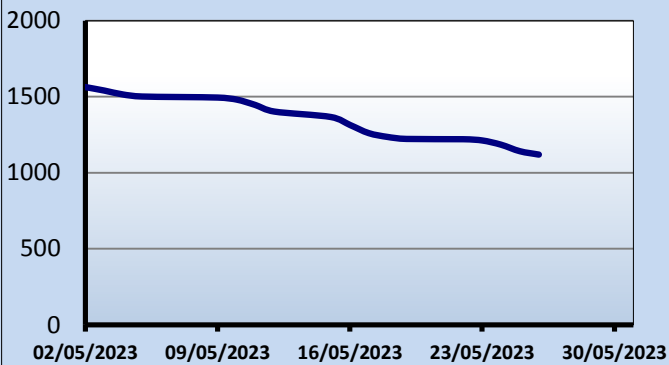
Baltic Handysize



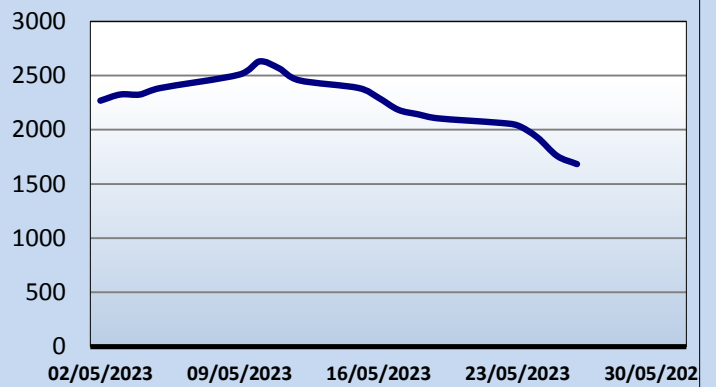
Baltic Supramax



Baltic Panamax



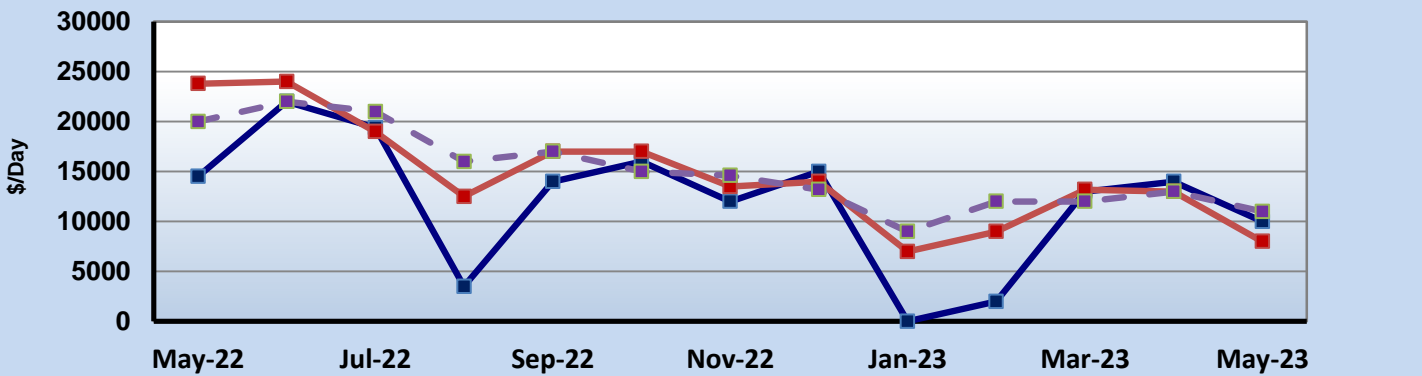
Baltic Capesize



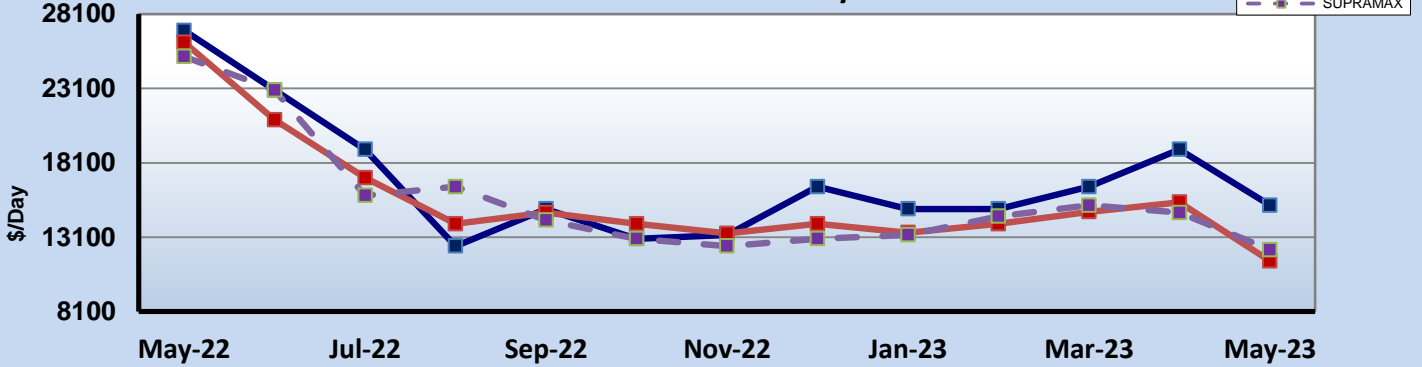
BULKER SALES

<i>NAME</i>	<i>DWT</i>	<i>BLT</i>		<i>GEAR</i>	<i>PRICE \$ (MIO)</i>	<i>BUYER</i>
CHS SPLENDOR	170,000	2006	JAPAN	-	16.3	LILA GLOBAL
PALMA BULKER	75,843	2009	JAPAN	-	18	GREEK
ARIADNE	57,038	2010	CHINA	4x30.5	13.3	UNDISCLOSED
VOGE JULIE	35,853	2011	CHINA	4x30	13.3	UNDISCLOSED
XIN HAN	82,297	2013	CHINA	-	20	GREEK
SEA PROTEUS	81,762	2013	CHINA	-	70.5	ENBLOC BSS
SEA PLUTO	81,007	2013	CHINA	-		
SEA VENUS	80,888	2013	CHINA	-		UNDISCLOSED
CAPE ETERNITY	207,855	2011	CHINA	-	-	UNDISCLOSED
DI IVY	81,805	2012	CHINA	-	17	GREEK
PACIFIC ISLAND	38,218	2012	JAPAN	4x30.5	18.3	UNDISCLOSED
SEACON QINGDAO	57,450	2013	CHINA	4x30	15.67	AVIC LEASING
MOUNT ATHOS	63,155	2014	CHINA	4x30	25	MIDDLE EASTERN
MAESTRO DIAMOND	36,920	2015	JAPAN	4x36	22.5	DEVBULK SHIPPING
CI EBISU	61,330	2014	JAPAN	4x30.7	26.65	PHOENIX BULK CAR.
BULK ELECTRA	66,604	2015	JAPAN	4x30	27	UNDISCLOSED
ATLANTIC BRAVE	33,407	2016	JAPAN	4x30	21.65	TURKISH
FEDERAL IRIS	63,498	2016	JAPAN	4x30.7	30	UNDISCLOSED
VOKARIA	63,614	2020	CHINA	4x30	30.4	KOREAN
TASIK MELATI	180,310	2004	JAPAN	-	15.5	JIANGSU STEAMSHIP
THALASSIC	81,426	2009	JAPAN	-	20.8	CL OF OMICRON S.
SIMGE AKSOY	53,393	2006	CHINA	4x36	11	UNDISCLOSED
SUPER GUNNER	31,922	2009	JAPAN	4x30	13	UNDISCLOSED
REGAL	53,571	2008	CHINA	4x35	11	UNDISCLOSED
BAO MAY	178,850	2010	CHINA	-	25.4	FAR EASTERN
MINERAL NINGBO	178,120	2009	CHINA	-	23.5	CHINESE
CLAIRE Z	93,313	2009	CHINA	-	16.3	CHINESE
SANIA	57,011	2010	CHINA	4x30	14	UNDISCLOSED
KITAKAMI	55,668	2009	JAPAN	4x30	15.5	NORWEGIAN
PAN BEGONIA	57,307	2009	CHINA	4x30	14.1	INDONESIAN
ULTRA PANACHE	78,450	2011	JAPAN	-	20.4	GREEK
SUPER TRADER	56,868	2011	CHINA	4x35	15	GREEK
MARDINIK	33,918	2011	KOREA	4x30.7	14.4	UNDISCLOSED
FPMC B 103	106,668	2011	CHINA	-	24.8	FAR EASTERN
OREN	56,877	2010	CHINA	4x30	13.2	CHINESE
HONG CHENG	75,081	2011	CHINA	-	17.2	GREEK
J-HARMONY	28,398	2009	JAPAN	4x30.5	10.5	VIETNAMESE
STELLA CHERISE	177,832	2010	CHINA	-	24	UNDISCLOSED
ITHACA STOCKHOLM	35,033	2010	CHINA	4x30	11	INDIAN
SWEET IRINA	79,467	2011	CHINA	-	68	ENBLOC BSS
SWEET MELISSA	79,445	2011	CHINA	-		
SWEET VENUS	79,452	2012	CHINA	-		
SWEET LYDIA	79,469	2012	CHINA	-		LOMAR SHIPPING
GREAT WENCHAO	75,552	1999	JAPAN	-	7.1	UNDISCLOSED
BERGE CRISTOBAL	177,253	2003	JAPAN	-	13.3	JIANGSU STEAMSHIP
ALICE STAR	32,029	2008	JAPAN	4x30	12.2	UNDISCLOSED
BRIANNA	31,800	2009	CHINA	4x30	10.6	TURKISH
RHL JULIA	55,701	2009	JAPAN	4x30	15.7	EUROPEAN
CARIBBEAN SPIRIT	35,253	2009	CHINA	4x30.5	10.8	UNDISCLOSED
DAXIA	56,811	2011	CHINA	4x36	14.2	UNDISCLOSED
IONIC HAWK	34,067	2012	KOREA	4x30	16.2	GREEK
TAURUS CONFIDENCE	63,270	2018	CHINA	4x35	56.4	ENBLOC BSS
ARIES CONFIDENCE	63,153	2018	CHINA	4x35		UNDISCLOSED

Spot Market - Bulkers



Period Market - Bulkers 1 Year T/C



CONTAINER SALES

NAME	DWT	BLT		GEAR	TEU	PRICE \$ (MIO)	BUYER
STONEWELL BRILLIANCE	23,465	1994	GERMANY	-	1,684	3.45	TURKISH
LOS ANGELES EXPRESS	85,832	2003	KOREA	-	6,732	-	CL OF MSC
AXEL MAERSK	109,000	2003	DENMARK	-	8,272	-	ENBLOC BSS
ANNA MAERSK	109,000	2003	DENMARK	-	8,272	-	
ARNOLD MAERSK	109,000	2003	DENMARK	-	8,272	-	
ARTHUR MAERSK	109,000	2003	DENMARK	-	8,272	-	CL OF GLOBAL SHIP.
INGRID	8,165	2008	CHINA	-	698	5.8	TURKISH
NORTHERN PRIORITY	59,367	2009	KOREA	-	4,616	55.4	ENBLOC BSS
NORTHERN PROMOTION	59,483	2010	KOREA	-	4,616		IGNAZIO MES. & C SPA
UASC ZAMZAM	112,171	2014	KOREA	-	9,034	71	UNDISCLOSED
GUANGZHOU TRADER	21,785	2016	CHINA	2x45	1,700	21	UNDISCLOSED
JIANGSU YANGZI XINFU	22,000	2023	CHINA	-	1,800	84	ENBLOC BSS
HULL YZJ2015-2080	-	-	-	-	-	-	
HULL YZJ2015-2079	-	-	-	-	-	-	UK
OCEAN PROBE	18,585	1995	CHINA	-	1,471	4	TURKISH
TAN CANG PIONEER	6,850	1996	GERMANY	-	601	2.85	UNDISCLOSED
OKEE AUGUST	20,087	1998	CHINA	2x40	1,550	-	UNDISCLOSED
BALTIC FULMAR	15,952	2005	GERMANY	-	1,638	9.2	CHINESE

Ro-Pax / Fast Ferries SALES

<i>NAME</i>	<i>GT</i>	<i>BLT</i>		<i>Pax</i>	<i>PRICE \$(MIO)</i>	<i>BUYER</i>
-	-	-	-	-	-	-

CRUISE SALES

<i>NAME</i>	<i>GT</i>	<i>BLT</i>		<i>Pax</i>	<i>PRICE \$(MIO)</i>	<i>BUYER</i>
-	-	-	-	-	-	-

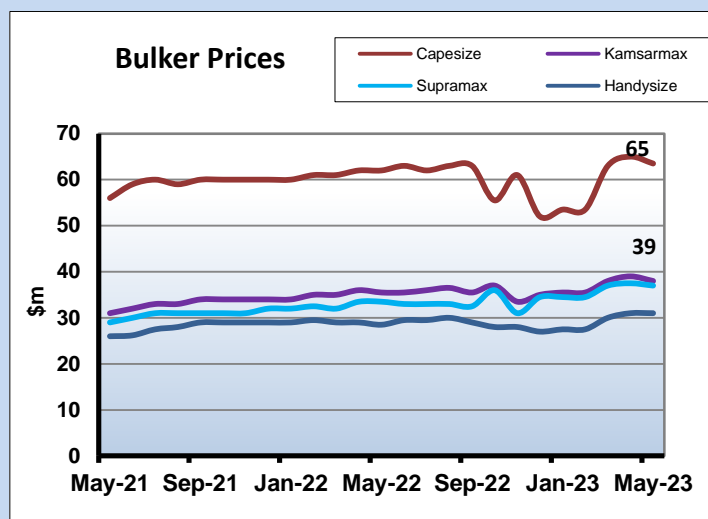
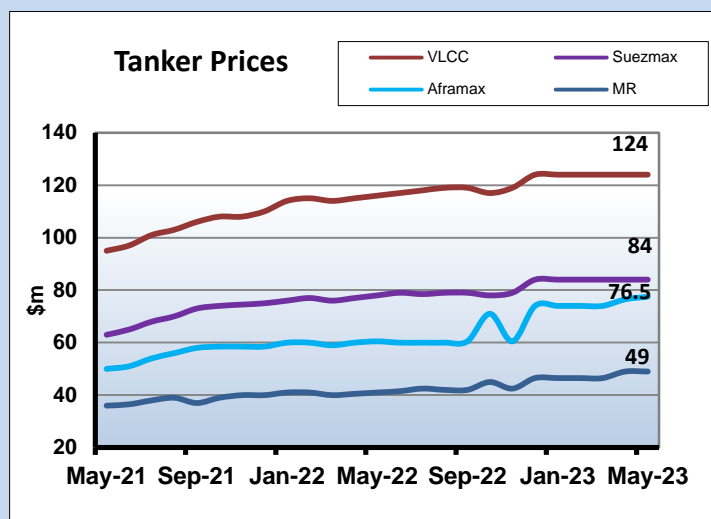
Ro-Ro SALES

<i>NAME</i>	<i>GT</i>	<i>BLT</i>		<i>Pax</i>	<i>PRICE \$(MIO)</i>	<i>BUYER</i>
ALCANTARA DOS	4859	1995	AUSTRALIA	600	-	UNDICLOSED
JOLLY CRISTALLO	50722	2012	KOREA	-	-	ENBLOC BSS
JOLLY QUARZO	50722	2013	KOREA	-	-	US
TENNOR OCEAN	32770	2023	GERMANY	-	67.16	SAFEEN

OFFSHORE SALES

<i>NAME</i>	<i>GT</i>	<i>BLT</i>		<i>BOLL. PULL</i>	<i>PRICE \$(MIO)</i>	<i>BUYER</i>
-	-	-	-	-	-	-

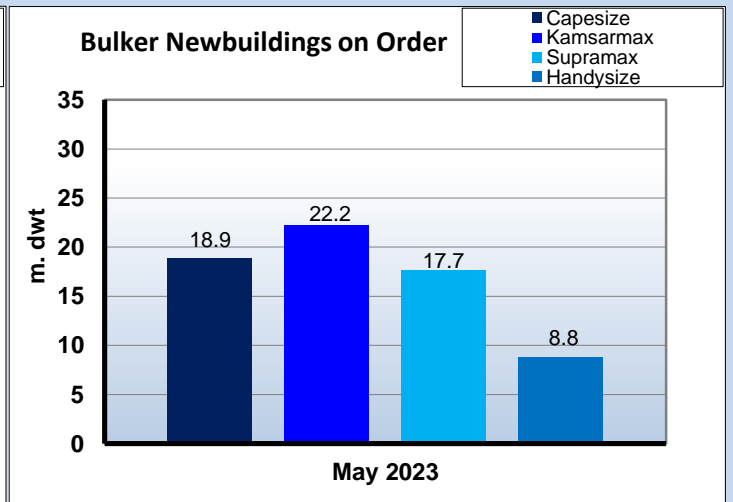
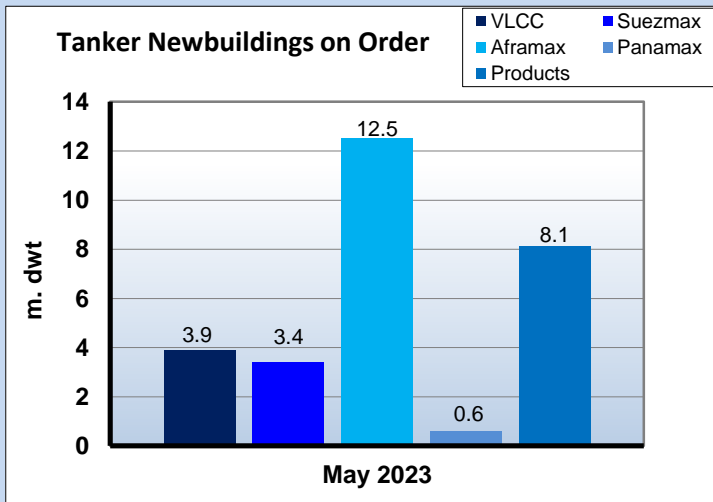
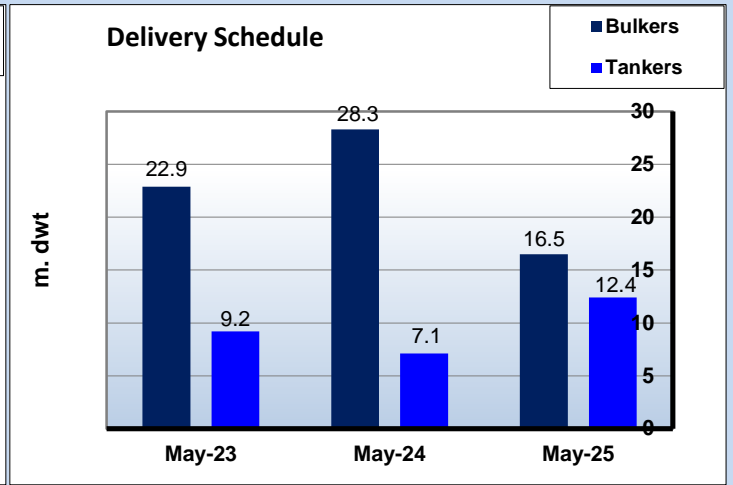
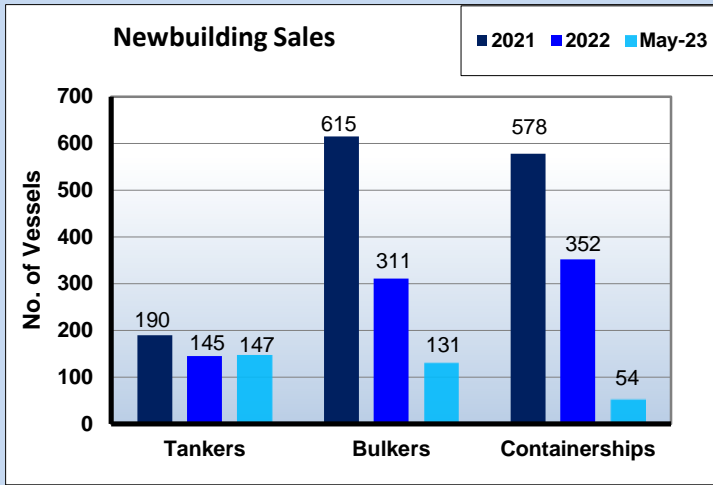
NEW BUILDING MARKET AND REPORTED CONTRACTS



Dry Bulk Orderbook				
Ship Type	m.Dwt 2023	2024	2025+	Total No. Ships
Capesize	6.5	7.4	5.0	95
Kamsarmax	8.0	8.3	5.9	272
Supra/Hmax	5.5	8.8	3.4	282
Handies	2.9	3.7	2.2	259
Total	22.9	28.3	16.5	908

Tanker Orderbook				
Ship Type	m.Dwt 2023	2024	2025+	Total No. Ships
ULCC/VLCC	3.3	0.0	0.6	13
Suezmax	0.5	1.3	1.7	22
Aframax	3.2	3.1	6.2	109
Panamax	0.1	0.0	0.5	8
MR + Small	2.1	2.7	3.3	224
Total	9.2	7.1	12.4	376

LPG Orderbook				
Ship Type	,000cb 2023	2024	2025+	Total No. Ships
VLGC	2,700	1,632	2,913	80
LGC	0	45	360	9
MR	548	276	72	24
Handy	80	70	15	27
Small	7	5	0	5
Total m.Dwt	3,334	2,029	3,360	145



DWT in Thousands	Newbuilding Historical Prices (\$m)													
	May-23	2022	2021	2020	2019	2018	2017	2016	2010	2005	2000	1995	1990	1985
Tankers														
320 DWT ¹	124	124	110	85.5	95.6	92.4	81.5	84.5	104.8	120	76.5	85.3	87.4	38.2
170 DWT ¹	84	84	75	57	71.7	60.6	55	54.5	66.3	71.5	52.5	54	66.1	28.2
115 DWT ¹	77.5	74	58.5	46.5	55.1	48.1	44	44.5	56	58	41.5	43.3	53.2	18.1
50 DWT ¹	49	46.5	40	34	38.8	36.7	33.8	32.5	36.1	43	29.5	33.2	32.1	13.3
Bulkers														
185 DWT ¹	63.5	51.5	46.5	51.8	50.4	44	42	46	57.2	58.5	40.5	42.3	60.2	29.3
83 DWT ¹	38	35	26	30.6	28.1	25.5	24.5	25.7	34.3	36	22.5	27.9	30	13.4
64 DWT ¹	37	34	24	27.4	26.2	24	22.3	24.1	31.1	31	20.5	24.1	25.3	12.4
35 DWT ¹	31	27	23	22.6	23.9	22	19.5	20.3	26.3	25.5	15	19.2	21.3	9.7
	¹ Before 2001 sizes to read 280,000 - 140,000 - 95,000 - 40,000 respectively for tankers and 150,000 - 69,000 for Bulkers ² Single Hull ³ 30,000 DWT +Prior 2017 to read 73 - 76k dwt, 45k dwt & 30k dwt													
	(note: above is for vessels built Japan / Korea, you should also consider US\$ / Yen / Won relation for the years mentioned)													

Newbuilding Orders

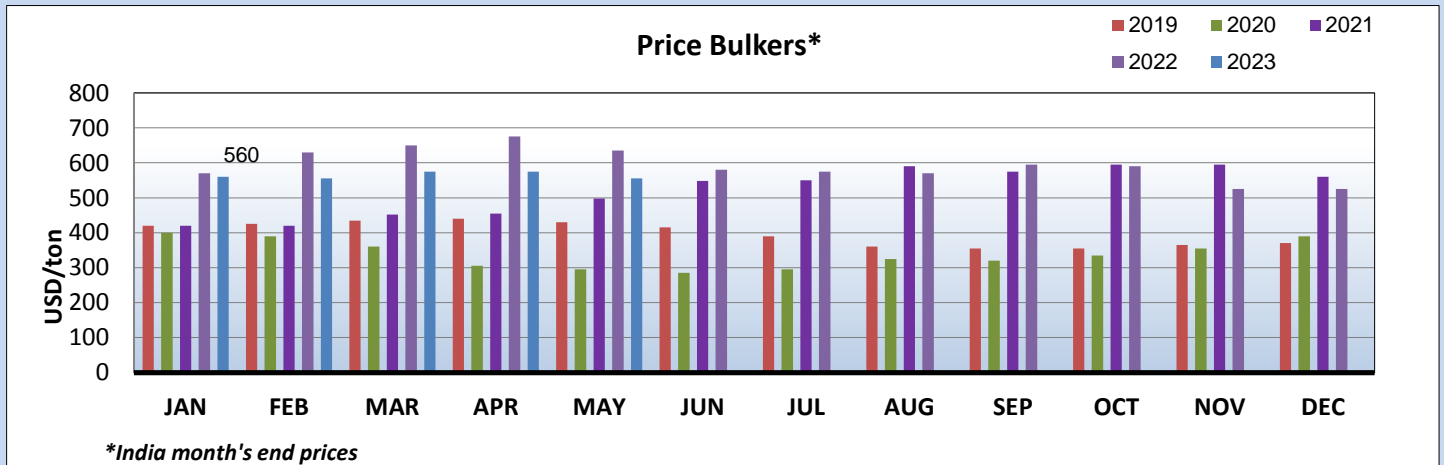
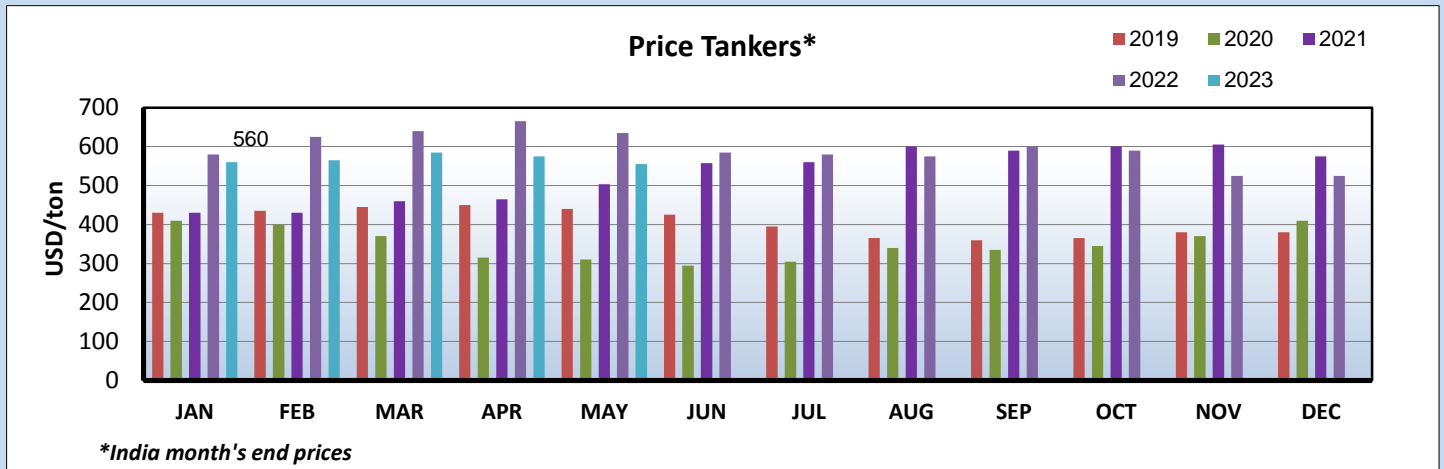
TYPE	DWT	BUILDER	DELIVERY	PRICE \$	OWNER	NOTES
CHEM & OIL	16,000	MURAKAMI HIDE	NOV 2025	-	CHRISTIANIA SHIPPING	-
CHEM & OIL	16,000	MURAKAMI HIDE	AUG 2025	-	CHRISTIANIA SHIPPING	-
MPP	14,000	DAE SUN SHIPBUILDING	MAY 2025	-	AL-KAHERA CO.	-
MPP	14,000	DAE SUN SHIPBUILDING	FEB 2025	-	AL-KAHERA CO.	-
FPSO	300,000	DALIAN SHIPBUILDING	JAN 2026	-	MODEC	-
BULK	63,300	TSUNEISHI CEBU	MAY 2026	-	MEADWAY SHPG	SCRUB. FIT.
CSOV	-	VARD BRATTVAAG	AUG 2026	-	NORTH STAR RENEWABLE	-
CSOV	-	VARD BRATTVAAG	JAN 2026	-	NORTH STAR RENEWABLE	-
CSOV	-	VARD BRATTVAAG	JUN 2025	-	NORTH STAR RENEWABLE	-
CSOV	-	VARD BRATTVAAG	JAN 2025	-	NORTH STAR RENEWABLE	-
BULK	86,000	TAIZHOU KOUAN SB	2025	-	SUZHOU XINXIN SHPG	-
BULK	86,000	TAIZHOU KOUAN SB	2025	-	SUZHOU XINXIN SHPG	-
BULK	82,000	HENGLI HI	2025	-	FORTUNE OCEAN SHPG	-
BULK	82,000	HENGLI HI	2025	-	FORTUNE OCEAN SHPG	-
BULK	82,000	HENGLI HI	2025	-	FORTUNE OCEAN SHPG	-
BULK	82,000	HENGLI HI	2025	-	FORTUNE OCEAN SHPG	-
RO-RO	6,000	JIANGSU ZHENJIANG SY	AUG 2025	-	DUEGRO DANMARK	-
RO-RO	6,000	JIANGSU ZHENJIANG SY	MAY 2025	-	DUEGRO DANMARK	-
CSOV	-	VARD VUNG TAU	JAN 2028	-	PURUS MARINE	-
CSOV	-	VARD VUNG TAU	JUN 2026	-	PURUS MARINE	-
CSOV	-	VARD BRAILA	JAN 2027	-	PURUS MARINE	-
CSOV	-	VARD BRAILA	JUN 2025	-	PURUS MARINE	-
BULK	82,000	QINGDAO SHIPYARD	JUN 2025	-	SEATANKERS MGMT	-
BULK	82,000	QINGDAO SHIPYARD	MAR 2025	-	SEATANKERS MGMT	-
BULK	82,000	QINGDAO SHIPYARD	JAN 2025	-	SEATANKERS MGMT	-
BULK	82,000	QINGDAO SHIPYARD	NOV 2024	-	SEATANKERS MGMT	-
CHEM & OIL	50,000	HYUNDAI VIETNAM SB	JUL 2026	43.80	UNKNOWN	-
CHEM & OIL	50,000	HYUNDAI VIETNAM SB	MAY 2026	43.80	UNKNOWN	-
METHANOL	48,000	HYUNDAI MIPO	2025	-	MITSUI OSK LINES	-
BULK	63,000	NEW DAYANG SB	2025	-	DENSAY SHIPPING	-
BULK	63,000	NEW DAYANG SB	2025	-	DENSAY SHIPPING	-
BULK	63,000	NANTONG XIANGYU SOE	2025	-	DENSAY SHIPPING	-
BULK	63,000	NANTONG XIANGYU SOE	2024	-	DENSAY SHIPPING	-
BULK	63,000	CMJL (NANJING)	2025	-	DENSAY SHIPPING	-
BULK	63,000	CMJL (NANJING)	2025	-	DENSAY SHIPPING	-

DEMOLITION MARKET

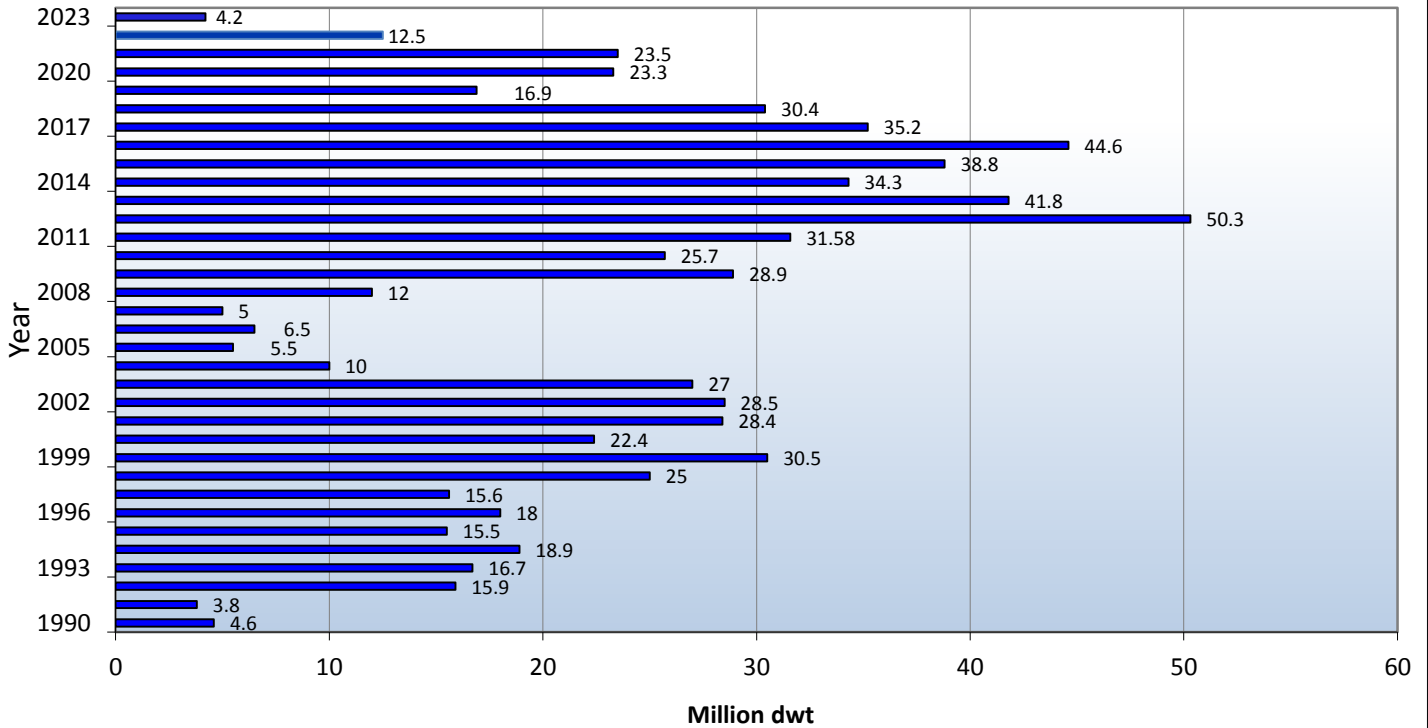
* MONTH'S END PRICES

Demolition Prices		
	Gen Cargo	Tanker
India	555/lt Ldt	555/lt Ldt
Bangladesh	615/lt Ldt	620/lt Ldt
Pakistan	535/lt Ldt	535/lt Ldt
Turkey	335/lt Ldt	335/lt Ldt

Demolition Historical Data

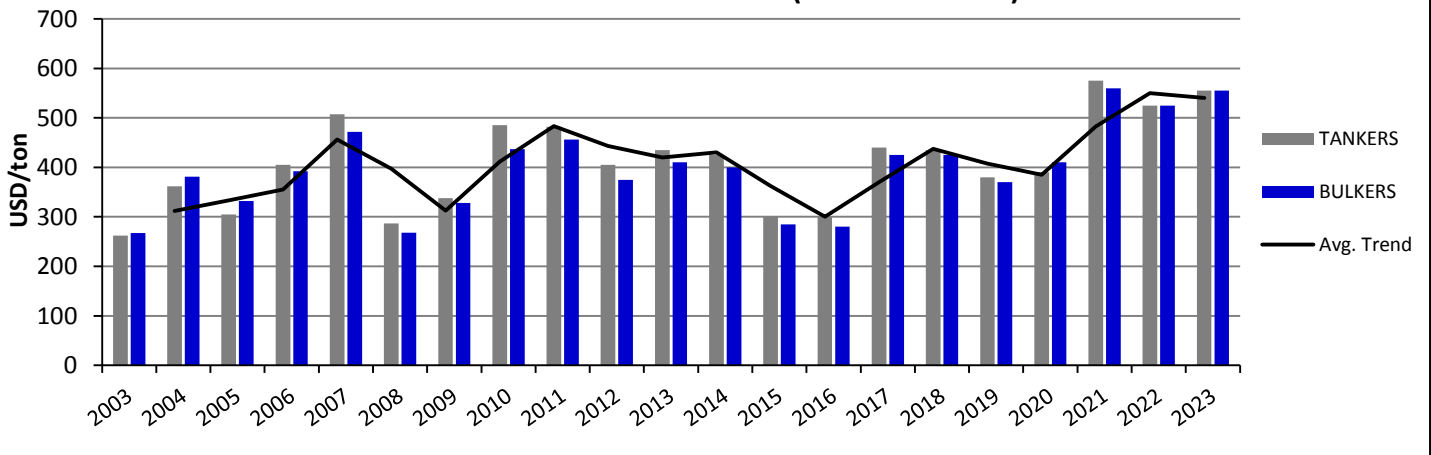


Total Demolition (Dwt)



* Bss reported sales

Historical Demolition Prices (India Year's End)



HISTORICAL DEMOLITION PRICES (*Indian Year's End)

	2005	2006	2007	2008	2009	2010	2011	2012	2013	2014	2015	2016	2017	2018	2019	2020	2021	2022	CURR
WET	302	405	507	287	338	485	482	405	435	425	300	300	440	435	380	410	575	525	555
DRY	332	392	472	268	328	437	456	375	410	400	285	280	425	425	370	390	560	525	555

India

<i>TYPE</i>	<i>NAME</i>	<i>DWT</i>	<i>BLT</i>	<i>LDT</i>	<i>PRICE \$/LDT</i>	<i>COMMENTS</i>
REEF	GREEN KARMOY	6,120	1989	-	-	-
TANK	CYNTHIA	10,588	1997	3,349	-	-
CONT	MSC LUCIA	31,290	1985	-	-	-
CONT	MSC PILAR	60,350	1990	23,740	544	-
TANK	MARITIME LIRA	45,341	1998	-	515	-

Bangladesh

<i>TYPE</i>	<i>NAME</i>	<i>DWT</i>	<i>BLT</i>	<i>LDT</i>	<i>PRICE \$/LDT</i>	<i>COMMENTS</i>
BULK	SHANDONG EXPRESS	43,661	1989	-	609	-
BULK	OCEAN SMART 1	69,703	1989	10,019	-	-
BULK	HONG YANG	44,593	1998	11,801	-	-
TWEEN	WEST OCEAN 9	3,651	1979	1,100	-	-
CONT	PABLO	26,518	2000	-	-	-
TANK	THANA THANI	530	1990	-	-	-
BULK	GREAT WENXIAN	45,713	1998	7,468	-	-
TWEEN	XIN HAI ZHOU 7	22,297	1999	7,362	563	-
TANK	TUBTIM	2,190	1979	-	-	-
CONT	BLUE OCEAN	14,900	1989	-	625	-
REEF	YUN RUN 8	6,116	1990	-	475	-

Pakistan

<i>TYPE</i>	<i>NAME</i>	<i>DWT</i>	<i>BLT</i>	<i>LDT</i>	<i>PRICE \$/LDT</i>	<i>COMMENTS</i>
-	-	-	-	-	-	-

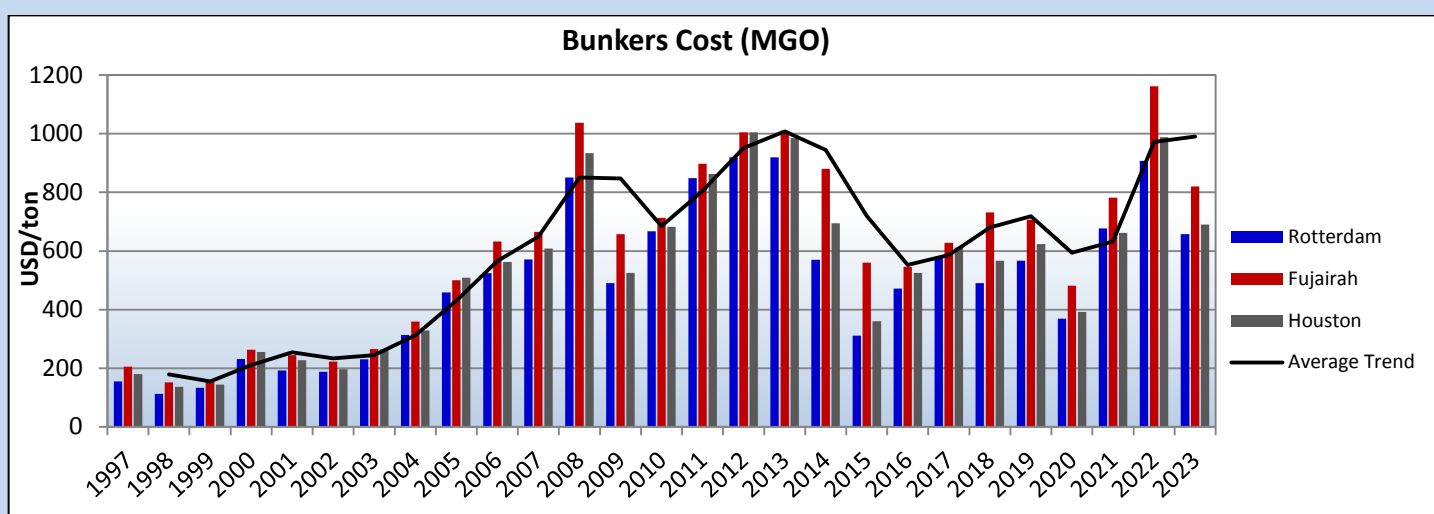
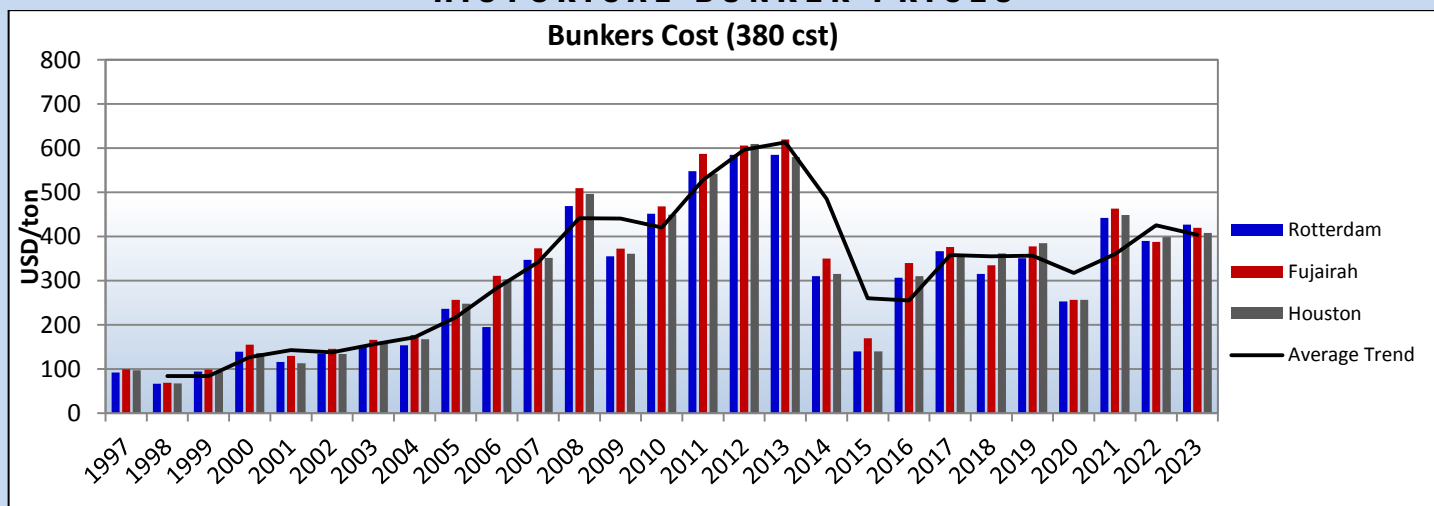
Turkey

<i>TYPE</i>	<i>NAME</i>	<i>DWT</i>	<i>BLT</i>	<i>LDT</i>	<i>PRICE \$/LDT</i>	<i>COMMENTS</i>
TANK	SLOUG	251,502	1973	-	-	-
GAS	TAUROGAS	3,566	1993	-	-	-

Other

<i>TYPE</i>	<i>NAME</i>	<i>DWT</i>	<i>BLT</i>	<i>LDT</i>	<i>PRICE \$/LDT</i>	<i>COMMENTS</i>
BULK	HAO HANG 3	22,174	1991	5,099	-	-
GAS	GANDRIA	66,999	1977	-	447	-
TANK	FERNAN VAZ	323,100	1979	-	260	-
CONT	HORIZON PACIFIC	31,213	1979	-	-	-
CONT	EVER DIADEM	55,604	1998	-	514	-
RORO	ELEKTRON LI	624	1969	-	-	-

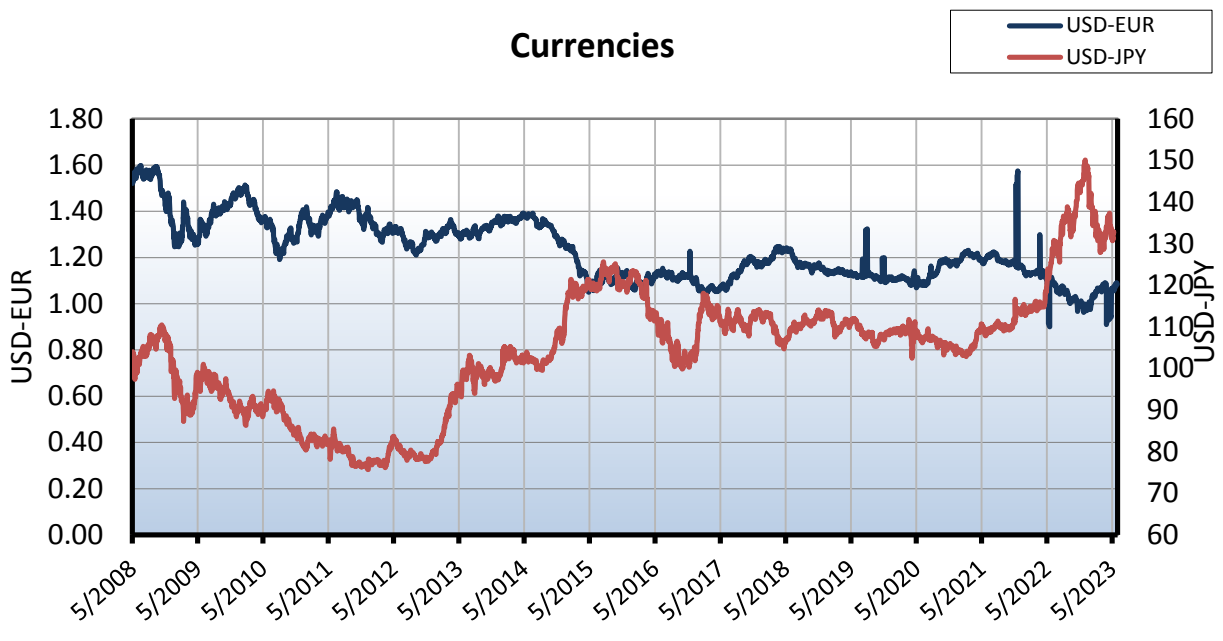
HISTORICAL BUNKER PRICES



	HISTORICAL BUNKER PRICES					
	Rotterdam		Fujairah		Houston	
	380 cst	MGO	380 cst	MGO	380 cst	MGO
2003	151	230.4	166.3	265.2	160.2	265.1
2004	154	313.4	176.7	359.3	167.3	328.7
2005	236	458.4	256.6	500.1	248.3	508.5
2006	195	524.1	310.9	631.8	303	562.3
2007	347	571.3	373.7	664.7	351.8	608.6
2008	469	850.7	509.4	1037.7	496.8	933.2
2009	355	490.6	372.8	657	360.7	525
2010	452	667.1	468.2	712.9	449.3	683
2011	548	848.6	587.5	897.5	542.1	862.4
2012	585	920	606	1005	610	1005
2013	585	920	620	1010	580	985
2014	310	570	350	880	315	695
2015	140	311	170	560	140	360
2016	307	472	340	546	310	525
2017	367	579	376	627.5	356	612
2018	315	490	335	732	362	567
2019	290.4	607.2	290.3	760.3	342	647.8
2020	302	426	312	474	296	461.75
2021	442.5	677	463	782	449	661.5
31-05-23	427.2	657.5	420.2	820	408.2	690.2

MARKET INDICATORS

Currencies



Brent Oil



	GBP	CAD	EUR	JPY	CHF	USD	AUD
GBP	1	0.5927	0.8630	0.0058	0.8869	0.8076	0.5232
CAD	1.6871	1	1.4560	0.0097	1.4963	1.3624	0.8827
EUR	1.1587	0.6868	1	0.0067	1.0277	0.9357	0.6063
JPY	173.2258	102.6791	149.5004	1	153.6409	139.8900	90.6347
CHF	1.1275	0.6683	0.9731	0.0065	1	0.9103	0.5899
USD	1.2389	0.7338	1.0690	0.0072	1.0985	1	0.6480
AUD	1.9119	1.1324	1.6497	0.0110	1.6953	1.5432	1

* 31/05/2023 values

STOCK WATCH

NAME	TICKET	THIS MONTH*	LAST MONTH	CHANGE %	52w HIGH	52w LOW
Capital Product Partners	CPLP	13.29	12.71	4.56%	17.69	11.93
Diana Shipping Inc.	DSX	3.74	3.85	-2.86%	6.65	3.36
Dynagas LNG Partners LP	DLNG	2.38	2.74	-13.14%	4.49	2.08
Eagle Bulk Shipping Inc.	EGLE	40.33	43.76	-7.84%	78.75	40.13
Euroseas Ltd.	ESEA	20.12	18.58	8.29%	34.34	16.88
Costamare Inc.	CMRE	7.80	8.73	-10.65%	14.85	7.71
Navios Maritime Holdings	NM	1.59	1.92	-17.19%	3.53	1.53
GasLog Ltd.	GLOG	24.21	23.86	1.47%	26.00	21.42
Safe Bulkers Inc.	SB	3.18	3.67	-13.35%	5.12	2.35
Star Bulk Carriers Corp.	SBLK	17.20	20.40	-15.69%	33.80	16.85
Stealthgas Inc.	GASS	3.10	2.76	12.32%	4.18	2.37
TEN Inc.	TNP	17.62	16.87	4.45%	24.78	8.40
TOP Ships Inc.	TOPS	0.7264	0.7397	-1.80%	14.00	0.66
Danaos Corporation	DAC	60.02	56.89	5.50%	87.12	51.10

* 31/05/2023 closing values

~~~~~

Disclaimer: Information and data that appear in this report have been obtained from various sources which are believed to be correct and reliable. However, Athenian Shipbrokers S.A. does not guarantee their accuracy or completeness and therefore cannot be held liable for any loss incurred as a result of reliance in any way whatsoever on the information contained herein.

**Kind Regards,**



**ATHENIAN SHIPBROKERS S.A.**