



ATHENIAN SHIPBROKERS S.A.

107-109, Vas. Pavlou Str., GR 166 73, Voula, Athens, Greece

Tel: +30 210 9659700 - Fax: +30 210 8996040

Email S & P : athenian@atheniansa.gr

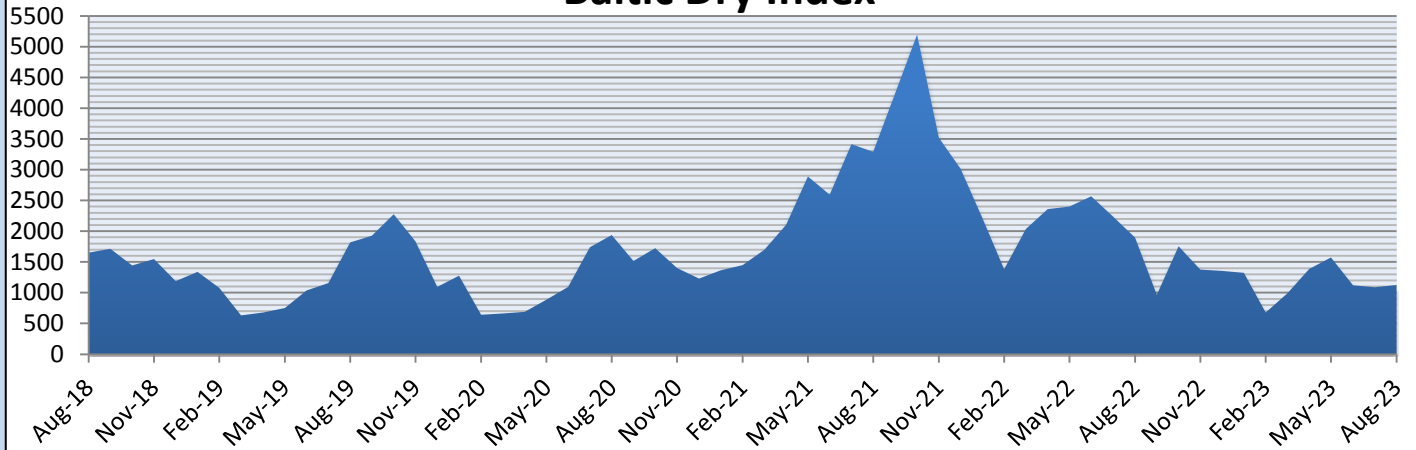
Email Chartering : chartering@atheniansa.gr

www.atheniansa.gr

AUG 2023

MONTHLY REPORT

Baltic Dry Index



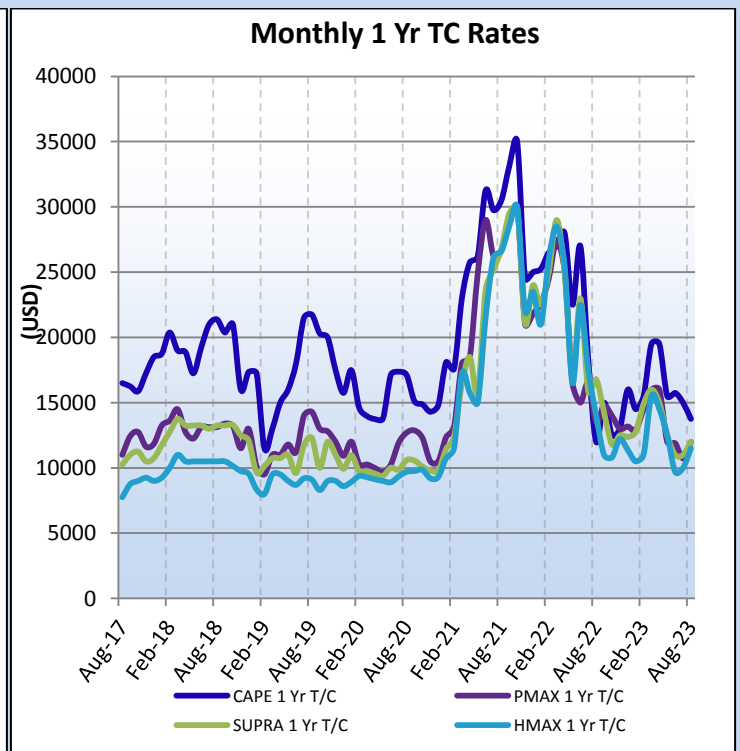
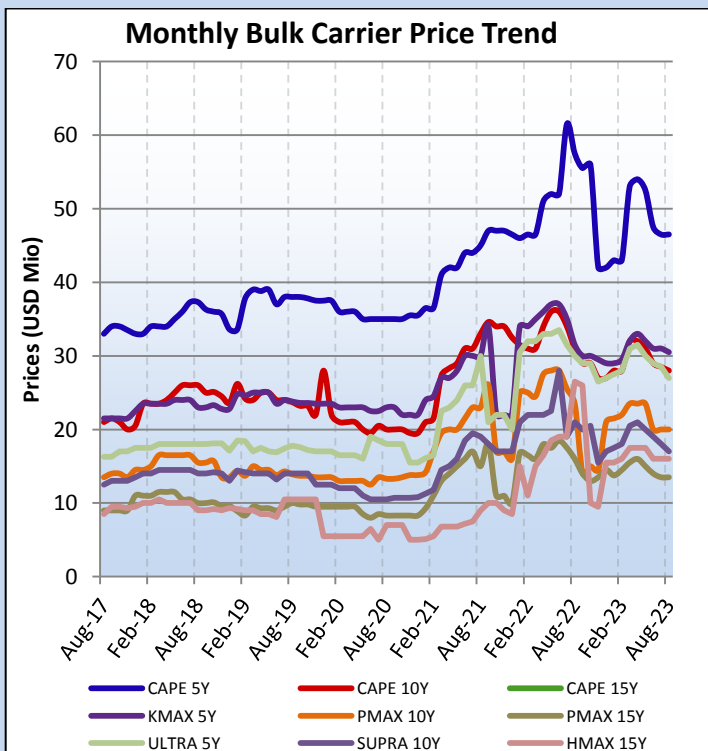
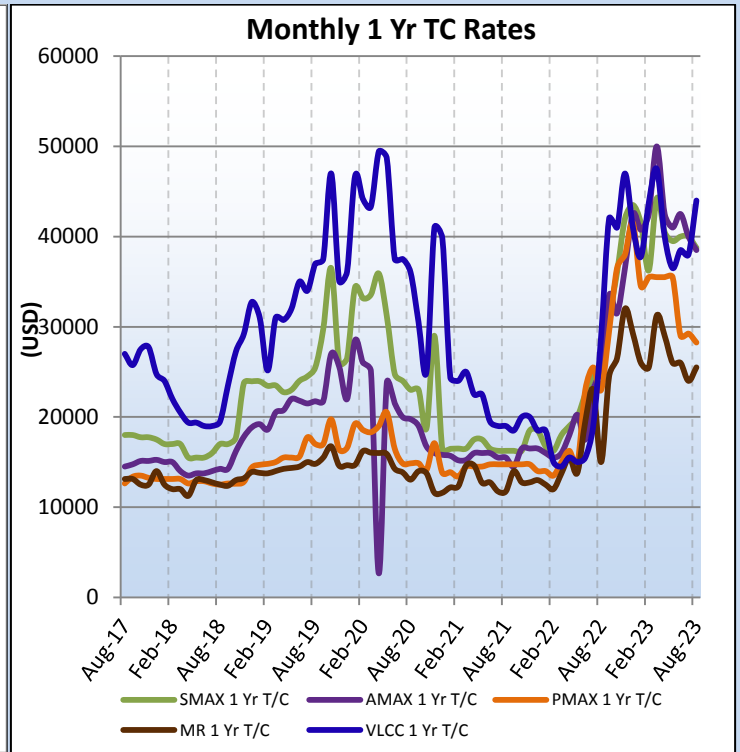
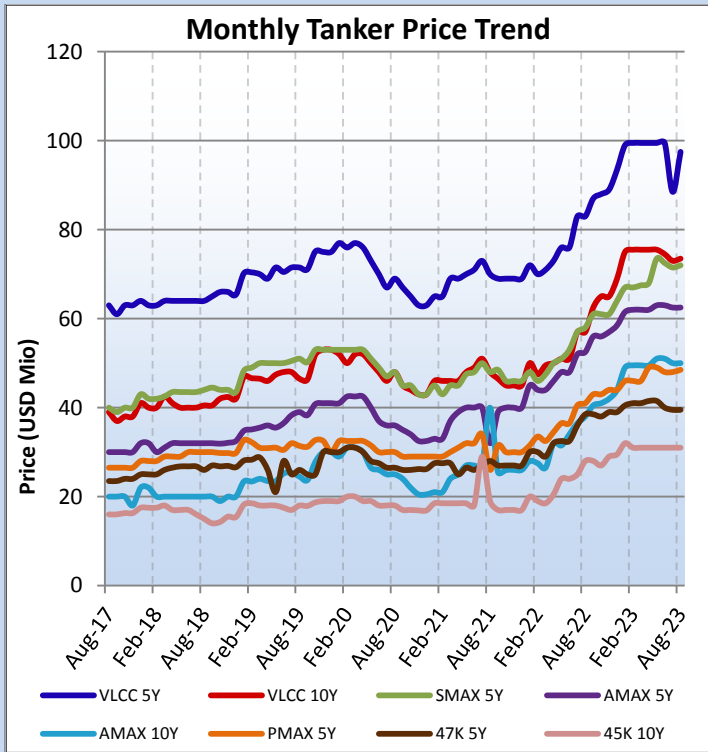
PRICES TANKERS (\$ MIO)

* Prices reflect Year's End	2017	2018	2019	2020	2021	2022	AUG-23
VLCC 5Y	64	63	75	63	69	93.5	97.5
VLCC 10Y	41	40	53	43	45	69	73.5
SUEZMAX 5Y	43	42	53	42	46	64	72
AFRAMAX 5Y	32	32	41	42.5	40	58.5	62.5
AFRAMAX 10Y	22	22	30	28.3	26	44	50
PANAMAX 5Y	28	28	30	29.5	30	44	48.5
51K 5Y	25	27.5	30	26.5	27	39	39
47K 10Y	17.5	16.5	19	17.5	17	29.5	30

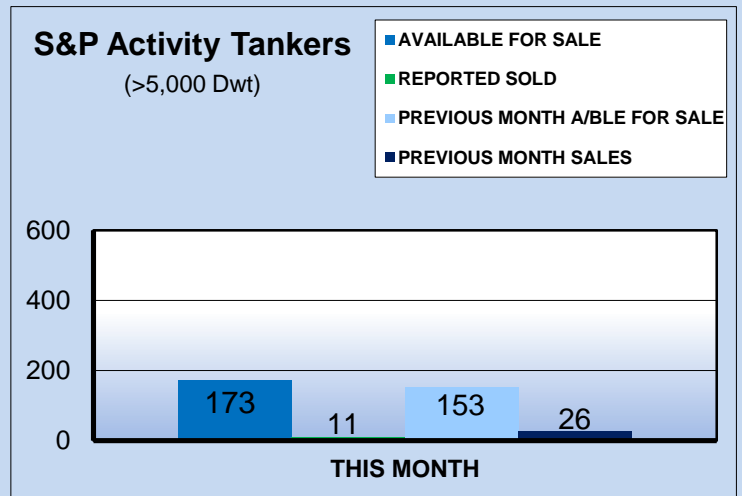
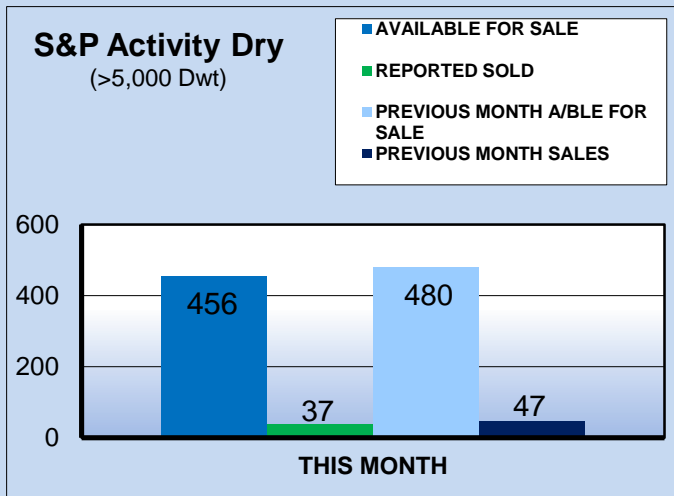
PRICES BULKERS (\$ MIO)

* Prices reflect Year's End	2017	2018	2019	2020	2021	2022	AUG-23
CAPE SIZE 5Y	33	33	37.5	35.3	46.5	42	46.5
CAPE SIZE 10Y	20.5	23.5	22	19	32.5	27	28
CAPE SIZE 15Y	13	14	13.5	12	20	16.5	18.5
KAMSARMAX 5Y	22.5	23.5	23.5	21.8	32	29	30.5
KAMSARMAX 10Y	14.5	14.5	13.5	13.5	22	21	21
PANAMAX 15Y	11	9	9.5	8.8	16	14.5	13.5
PANAMAX 20Y	6.5	6.5	6	5.7	10	9.5	9.5
ULTRAMAX 5Y	17.5	18	17	17.3	29	27	27
SUPRAMAX 10Y	13.5	14	12.5	10.5	20	17	17
HANDY 37K 5Y	14.3	15	16.7	14.5	24	22	23
HANDY 37K 10Y	10.5	11.8	9.2	8.7	17	15.5	16

SECOND HAND SALES & CHARTER FIXTURE TRENDS

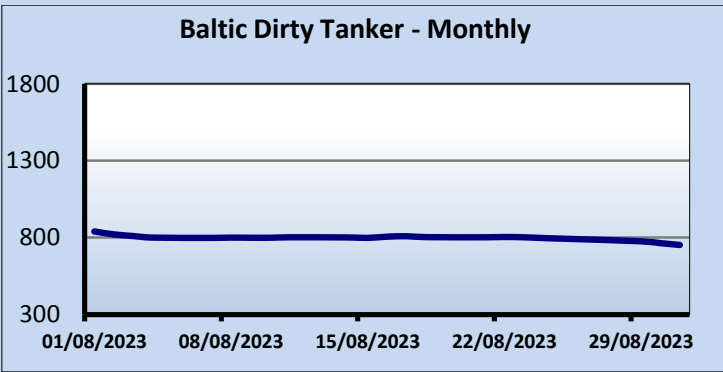
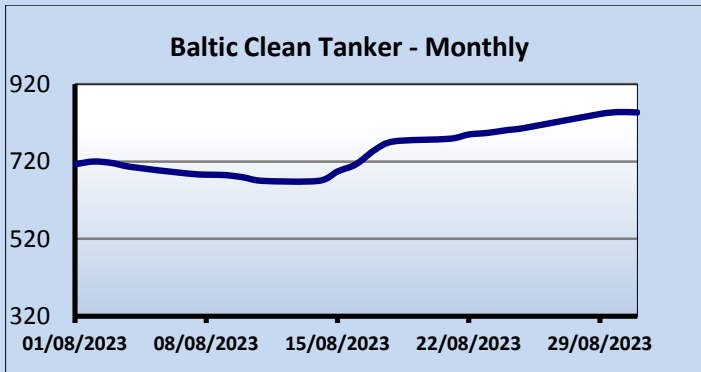
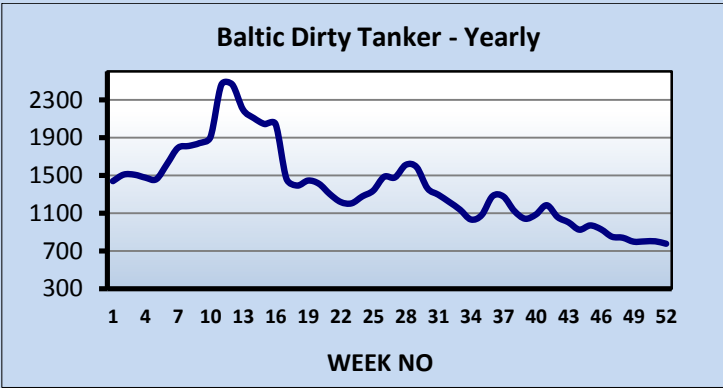
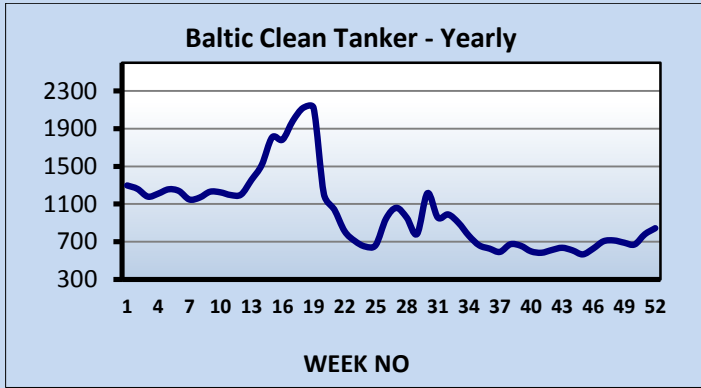


SECOND HAND TONNAGE MARKET



** Excluding demolition sales*

Ship Type	Sale and Purchase Market						Total
	Mar-23	Apr-23	May-23	Jun-23	Jul-23	Aug-23	
BULK	59	46	53	38	47	37	280
TANK	46	35	49	21	26	11	188
GAS	4	3	6	3	2	1	19
CONT	10	12	16	15	14	9	76
TWEEN/MPP	0	2	0	0	0	0	2
REEF	0	1	0	0	0	1	2
RORO	2	4	4	0	4	3	17
FERRY	0	0	0	0	0	0	0
CRUISE	1	0	0	0	0	0	1
Total	122	103	128	77	93	62	585

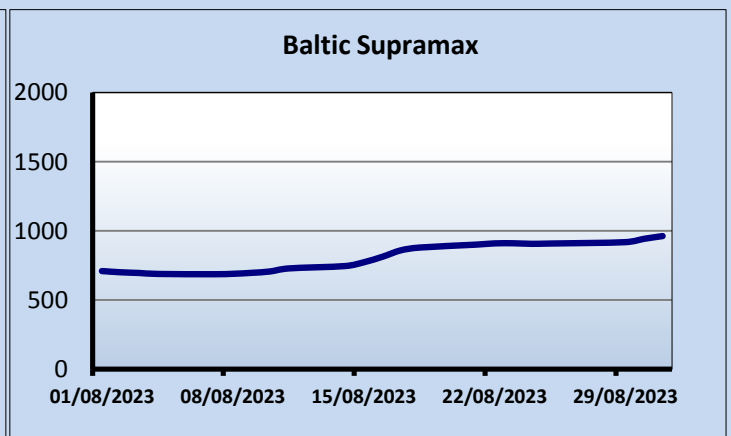
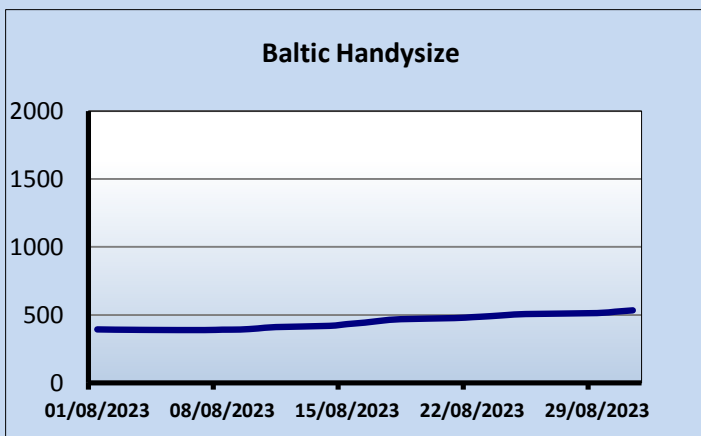
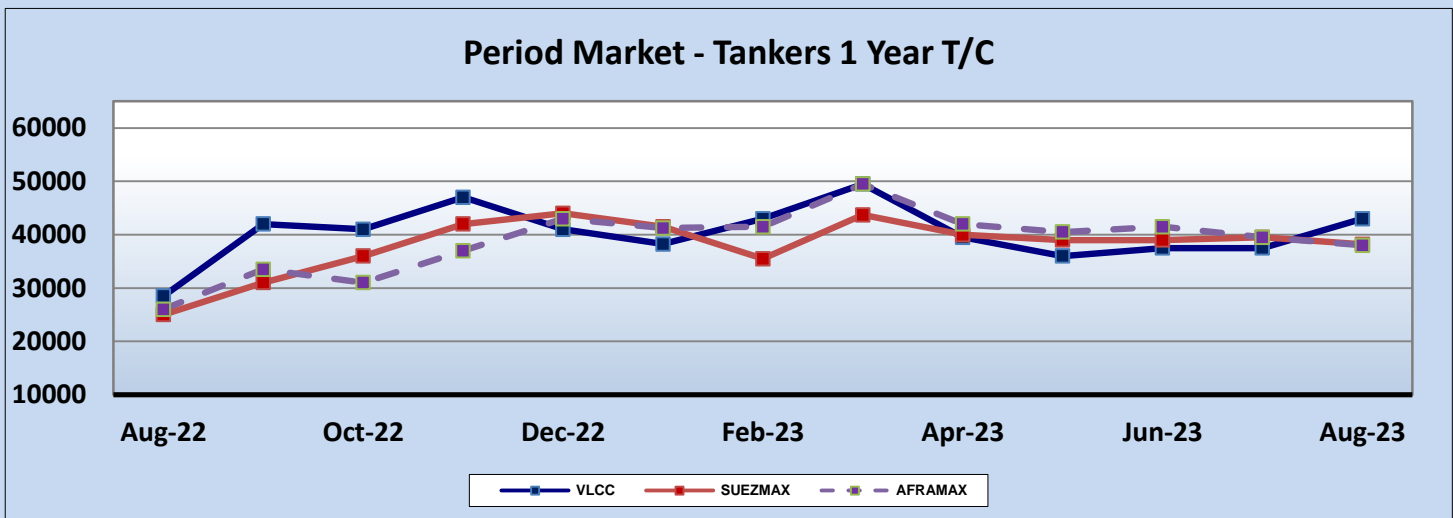
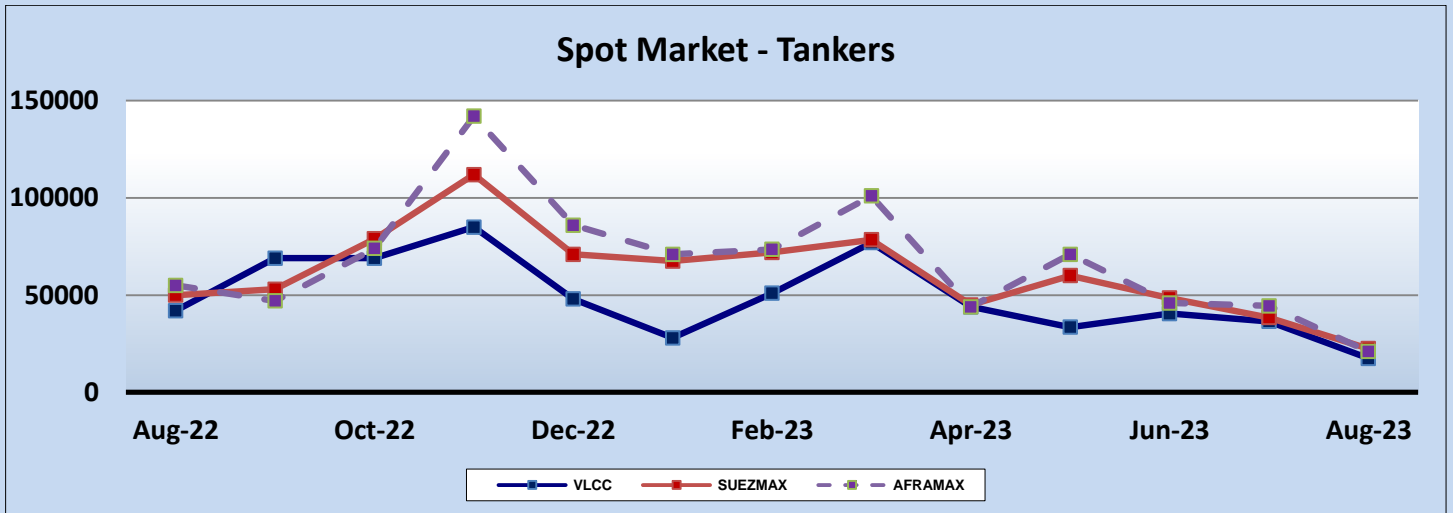


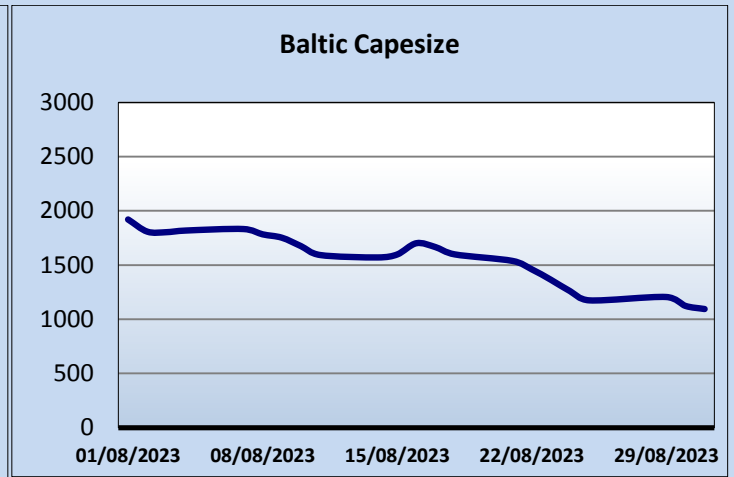
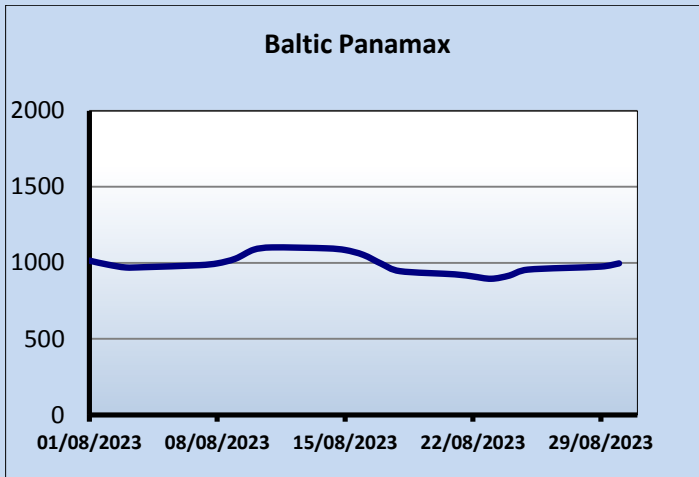
TANKER SALES

<i>NAME</i>	<i>DWT</i>	<i>BLT</i>		<i>PRICE \$ (MIO)</i>	<i>BUYER</i>
PRO JADE	46,757	2003	KOREA	12	CHINESE
SCARLET IBIS	46,719	2004	JAPAN	15	CHINESE
CAPT THANASIS	40,354	2004	KOREA	18	UNDISCLOSED
LILA ORLANDO	158,706	2005	KOREA	37.8	CHINESE
CASSIOPEIA II	50,696	2008	KOREA	23	FAR EASTERN
BRUNSWICK	45,902	2010	JAPAN	24.5	UNDISCLOSED
WAWASAN BLUEFIN	19,997	2008	JAPAN	18.5	UNDISCLOSED
ACAMAR	37,583	2011	KOREA	23.5	UNDISCLOSED
NAMSEN	157,543	2016	CHINA	68	HAYFIN CAPITAL MGMT
LANDBRIDGE HORIZON	308,121	2019	CHINA	204	ENBLOC BSS
LANDBRIDGE GLORY	307,852	2019	CHINA		CSSC SHIPPING

GAS SALES

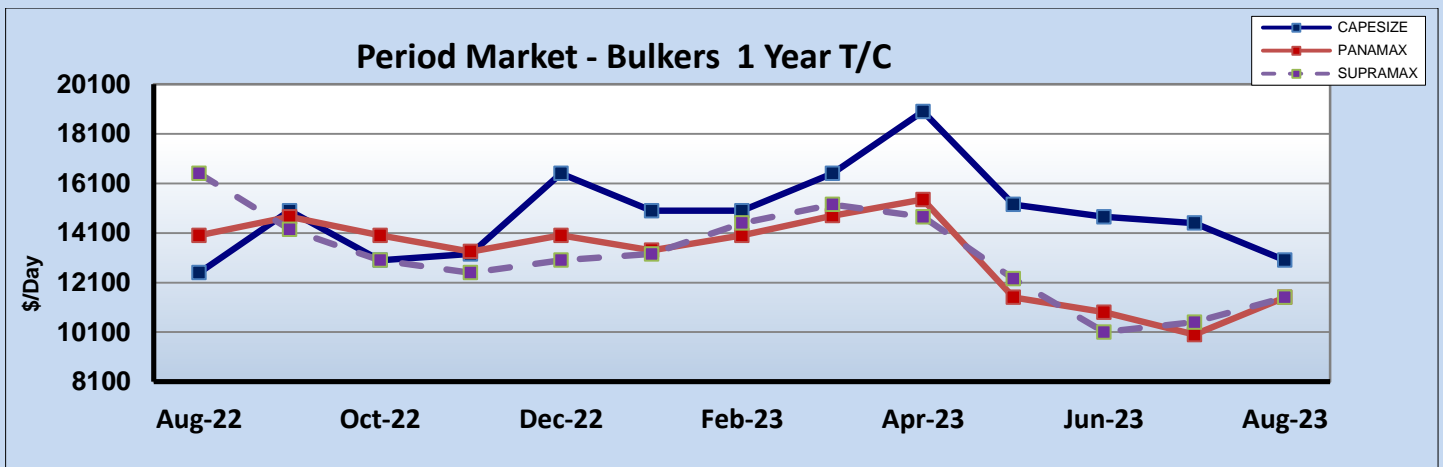
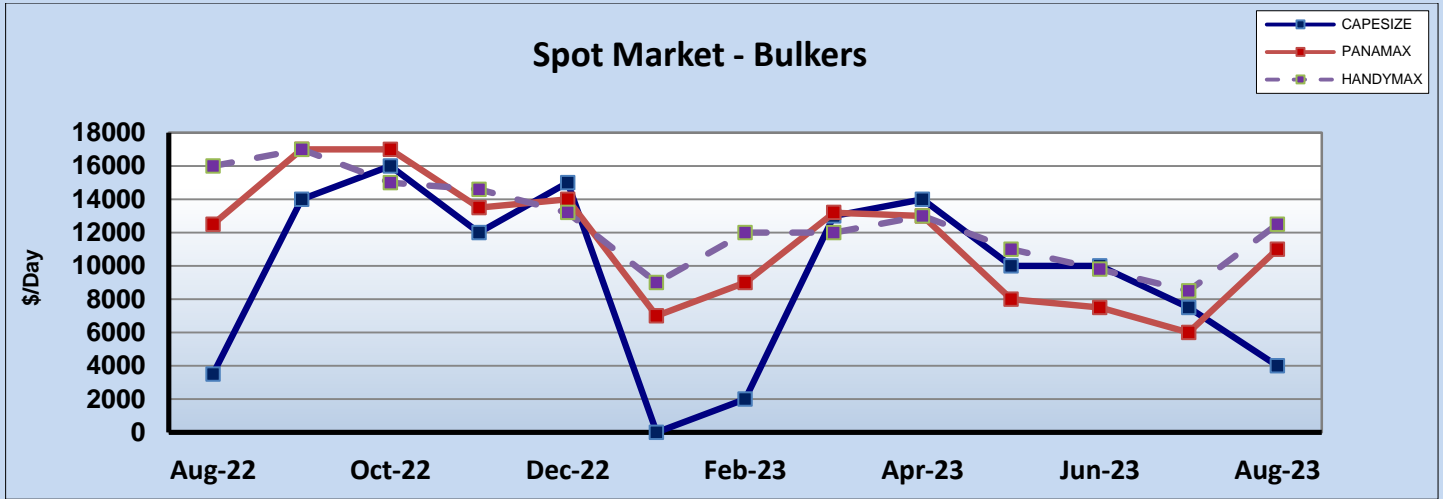
<i>NAME</i>	<i>DWT</i>	<i>BLT</i>		<i>CBM</i>	<i>PRICE \$ (MIO)</i>	<i>BUYER</i>
SYN ALTAIR	7,553	1998	ITALY	7,031	-	CL OF SUN SHINE SHIP





BULKER SALES

NAME	DWT	BLT		GEAR	PRICE \$ (MIO)	BUYER
XINWANG HAI	174,732	2003	CHINA	-	12.8	CHINESE
ANNA	75,162	2002	JAPAN	-	10	VIETNAMESE
LOWLANDS BREEZE	61,430	2013	JAPAN	4x30	20.8	GREEK
DEVBULK GULTEN	55,865	2015	JAPAN	4x30	22.6	UNDISCLOSED
CAPE TRAFALGAR	55,757	2014	JAPAN	4x30	24	UNDISCLOSED
SHIKOKU ISLAND	33,443	2014	JAPAN	4x30	19.3	FGM CHARTERING
TOMINI GHIBLI	37,896	2016	CHINA	4x30	17	UNDISCLOSED
TOMINI NORTE	37,983	2016	CHINA	4x30	17.5	GREEK
IVS BOSCH HOEK	60,269	2015	JAPAN	4x30	46.5	ENBLOC BSS
IVS HAYAKITA	60,402	2016	JAPAN	4x30		GREEK
SSI FORMIDABLE	63,510	2017	CHINA	4x30	27	GREEK
KK MINERAL	45,429	2017	CHINA	4x30	22.1	CHINESE
ALAM KEKAL	82,079	2018	JAPAN	-	30.3	UNDISCLOSED
TIAN BAO HAI	174,766	2004	CHINA	-	13.5	UNDISCLOSED
DESPINA D	76,633	2004	JAPAN	-	11	UNDISCLOSED
SANTA LUCIA	176,760	2006	JAPAN	-	16.35	TURKISH
WINDSOR ADVENTURE	55,975	2008	JAPAN	4x30.5	13.2	UNDISCLOSED
BLUE OCEAN	7,665	2008	CHINA	2x35	7.2	CL OF PHIL SPAN ASIA
SEA AQUARIUS	53,468	2006	JAPAN	4x12	9.7	CHINESE
AOM ELENA	106,498	2010	JAPAN	-	20.5	INDONESIAN
HI IMABARI	206,312	2008	JAPAN	-	21.5	CHINESE
CAPE AGAMEMNON	179,221	2010	KOREA	-	22	UNDISCLOSED
SKY GLOBE	56,854	2009	CHINA	4x36	10.7	UNDISCLOSED
STAR GLOBE	56,867	2010	CHINA	4x36	11.2	UNDISCLOSED
ARIADNE	180,010	2009	KOREA	-	20.4	GREEK
CECILIA	34,094	2010	KOREA	4x30	13	UNDISCLOSED
TASMAN SPIRIT	35,256	2010	CHINA	4x30.5	9.5	UNDISCLOSED
PYTHAGORAS	56,135	2012	JAPAN	4x30	18.2	GREEK
NAVIOS SOUTHERN STAR	82,224	2013	JAPAN	-	21.75	GREEK
YUAN FU STAR	176,000	2011	CHINA	-	23	MIDDLE EASTERN
MOUNT APO	175,800	2012	CHINA	-	24.7	CL OF PETER DOHLE
PORT STAR	82,177	2012	CHINA	-	20.5	UNDISCLOSED
STEADY SARAH	38,468	2011	JAPAN	4x30	15	GRINDROD SHIPPING
BELO HORIZONTE	81,681	2012	CHINA	-	17	W MARINE INC
NORD SAVANNAH	37,067	2013	JAPAN	4x30.5	16.8	UNDISCLOSED
CIELO DI PALERMO	37,059	2013	JAPAN	4x30.5	17	UNDISCLOSED
NORD EVEREST	60,436	2016	JAPAN	4x30.5	24.5	UNITY MARITIME



CONTAINER SALES

NAME	DWT	BLT		GEAR	TEU	PRICE \$ (MIO)	BUYER
WADI ALRAYAN	40,301	2000	KOREA	3x45	3,013	-	UNDISCLOSED
SEASPAN	50,790	2002	KOREA	-	4,253	-	JAPANESE
BALTIC TERN	15,952	2005	GERMANY	-	1,638	12	ENBLOC BSS
BALTIC PETREL	15,952	2005	GERMANY	-	1,638	-	UNDISCLOSED
TS KELANG	53,697	2007	KOREA	-	4,363	20.8	CHINESE
CCNI ATENEA	38,700	2006	POLAND	-	2,732	-	CL OF MSC
CSAV RENAICO	42,121	2007	CHINA	-	3,534	17	CL OF YANGPU N.
A XINXIA	12,597	2007	JAPAN	-	907	8	CL OF TAN CANG L.
A BOTE	12,582	2007	JAPAN	-	907	-	UNDISCLOSED

Ro-Pax / Fast Ferries SALES

NAME	GT	BLT		Pax	PRICE \$(MIO)	BUYER
-	-	-	-	-	-	-

CRUISE SALES

NAME	GT	BLT		Pax	PRICE \$ (MIO)	BUYER
-	-	-	-	-	-	-

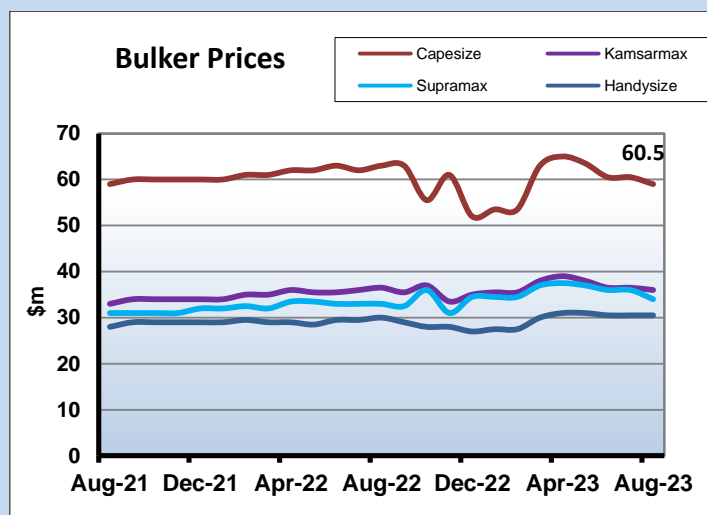
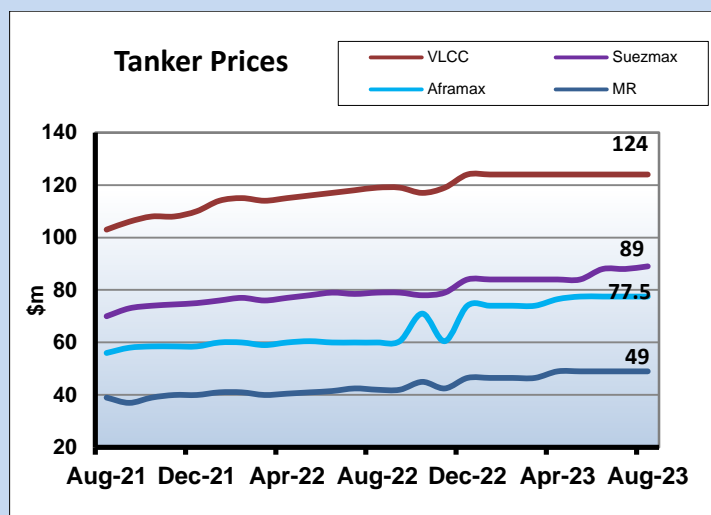
Ro-Ro SALES

NAME	GT	BLT		Pax	PRICE \$ (MIO)	BUYER
INCAT 45	5007	1997	TASMANIA	876	-	SEAJETS
VOLCAN DE TENEGUIA	11197	2007	CHINA	-	-	CL OF FILO DEN.
SEATRUVK PENNANT	14759	2009	SPAIN	-	-	ARAB BRIDGE MAR.

OFFSHORE SALES

NAME	GT	BLT		BOLL. PULL	PRICE \$ (MIO)	BUYER
FS ARENDAL	2579	2006	POLAND	-	-	CL OF ATLANTICA SH.
SAFEEN PRINCE	5361	2018	CHINA	-	-	CL OF ADNOC L.

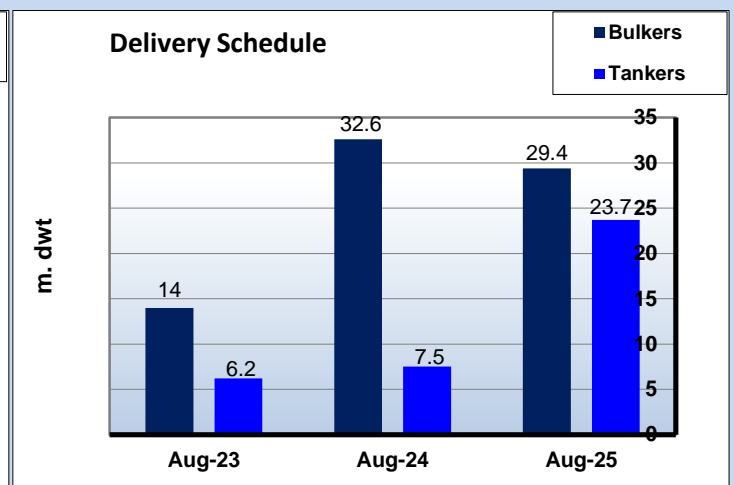
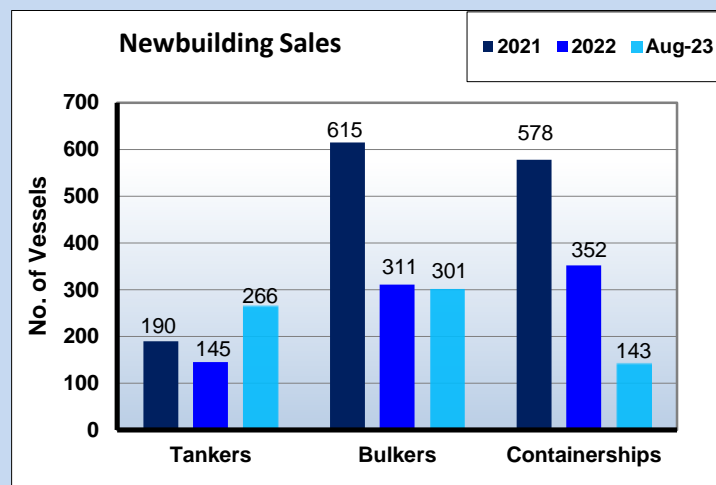
NEW BUILDING MARKET AND REPORTED CONTRACTS

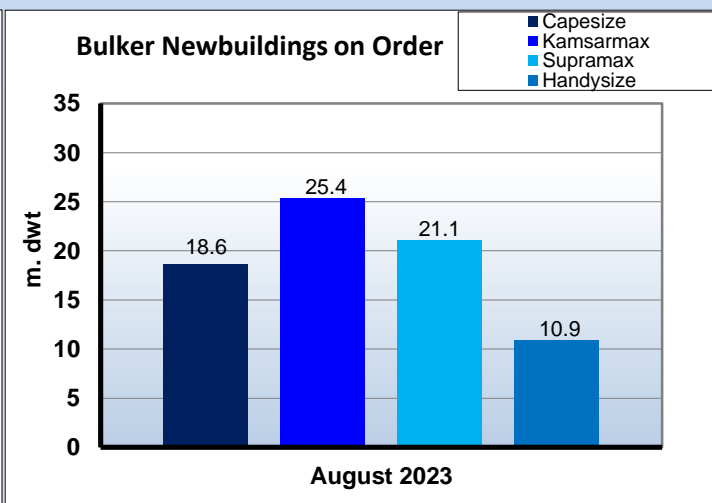
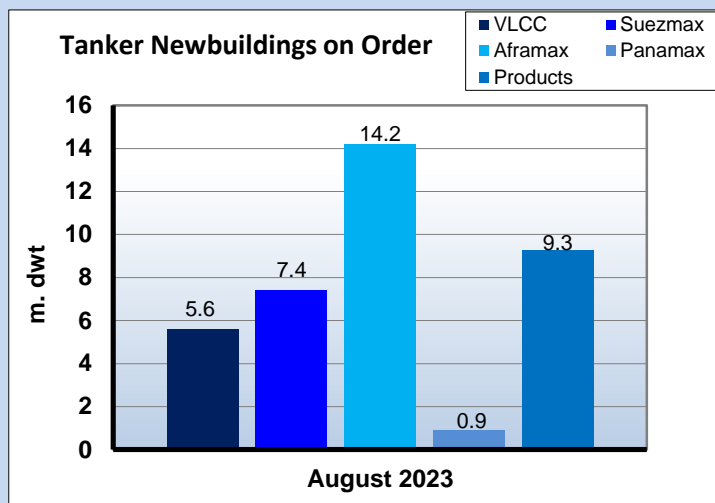


Dry Bulk Orderbook				
Ship Type	m.Dwt 2023	2024	2025+	Total No. Ships
Capesize	3.6	7.3	7.7	93
Kamsarmax	4.6	9.7	11.1	311
Supra/Hmax	3.6	10.7	6.8	335
Handies	2.1	4.9	3.8	313
Total	14.0	32.6	29.4	1052

Tanker Orderbook				
Ship Type	m.Dwt 2023	2024	2025+	Total No. Ships
ULCC/VLCC	2.1	0.3	3.1	18
Suezmax	0.3	1.3	5.8	47
Aframax	2.2	3.1	9.0	124
Panamax	0.1	0.0	0.8	12
MR + Small	1.5	2.8	5.0	253
Total	6.2	7.5	23.7	454

LPG Orderbook				
Ship Type	,000cb 2023	2024	2025+	Total No. Ships
VLGC	2,080	1,446	4,703	90
LGC	0	45	450	10
MR	365	299	276	26
Handy	35	70	40	25
Small	1	9	0	4
Total m.Dwt	2,482	1,869	5,424	155





DWT in Thousands	Newbuilding Historical Prices (\$m)													
	Aug-23	2022	2021	2020	2019	2018	2017	2016	2010	2005	2000	1995	1990	1985
Tankers														
320 DWT ¹	124	124	110	85.5	95.6	92.4	81.5	84.5	104.8	120	76.5	85.3	87.4	38.2
170 DWT ¹	89	84	75	57	71.7	60.6	55	54.5	66.3	71.5	52.5	54	66.1	28.2
115 DWT ¹	77.5	74	58.5	46.5	55.1	48.1	44	44.5	56	58	41.5	43.3	53.2	18.1
50 DWT ¹	49	46.5	40	34	38.8	36.7	33.8	32.5	36.1	43	29.5	33.2	32.1	13.3
Bulkers														
185 DWT ¹	59	51.5	46.5	51.8	50.4	44	42	46	57.2	58.5	40.5	42.3	60.2	29.3
83 DWT ¹ *	36	35	26	30.6	28.1	25.5	24.5	25.7	34.3	36	22.5	27.9	30	13.4
64 DWT*	34	34	24	27.4	26.2	24	22.3	24.1	31.1	31	20.5	24.1	25.3	12.4
35 DWT*	30.5	27	23	22.6	23.9	22	19.5	20.3	26.3	25.5	15	19.2	21.3	9.7
	¹ Before 2001 sizes to read 280,000 - 140,000 - 95,000 - 40,000 respectively for tankers and 150,000 - 69,000 for Bulkers ² Single Hull ³ 30,000 DWT +Prior 2017 to read 73 - 76k dwt, 45k dwt & 30k dwt													
	(note: above is for vessels built Japan / Korea, you should also consider US\$ / Yen / Won relation for the years mentioned)													

Newbuilding Orders

TYPE	DWT	BUILDER	DELIVERY	PRICE \$	OWNER	NOTES
MPP	3,800	DAMEN YICHANG	MAY 2025	-	FEYZ GROUP	-
MPP	3,800	DAMEN YICHANG	MAY 2025	-	FEYZ GROUP	-
MPP	3,800	DAMEN YICHANG	MAY 2025	-	FEYZ GROUP	-
BULK	85,000	HUANGPU WENCHONG	2026	-	SEA TRADERS	SCRUB. FITTED
BULK	85,000	HUANGPU WENCHONG	2026	-	SEA TRADERS	SCRUB. FITTED
BULK	85,000	HUANGPU WENCHONG	2026	-	SEA TRADERS	SCRUB. FITTED
BULK	85,000	HUANGPU WENCHONG	2026	-	SEA TRADERS	SCRUB. FITTED
BULK	85,000	HUANGPU WENCHONG	2025	-	SEA TRADERS	SCRUB. FITTED
BULK	85,000	HUANGPU WENCHONG	2025	-	SEA TRADERS	SCRUB. FITTED
BULK	85,000	HUANGPU WENCHONG	2025	-	SEA TRADERS	SCRUB. FITTED
BULK	85,000	HUANGPU WENCHONG	2025	-	SEA TRADERS	SCRUB. FITTED
PROD	75,000	GSI NANSHA	JUN 2027	-	OCEAN YIELD	METHNL READY
PROD	75,000	GSI NANSHA	MAR 2027	-	OCEAN YIELD	METHNL READY
PROD	75,000	GSI NANSHA	DEC 2026	-	OCEAN YIELD	METHNL READY
PROD	75,000	GSI NANSHA	SEP 2026	-	OCEAN YIELD	METHNL READY
LNG	96,000	HYUNDAI HI (ULSAN)	NOV 2027	265	EVALEND SHIPPING	LNG

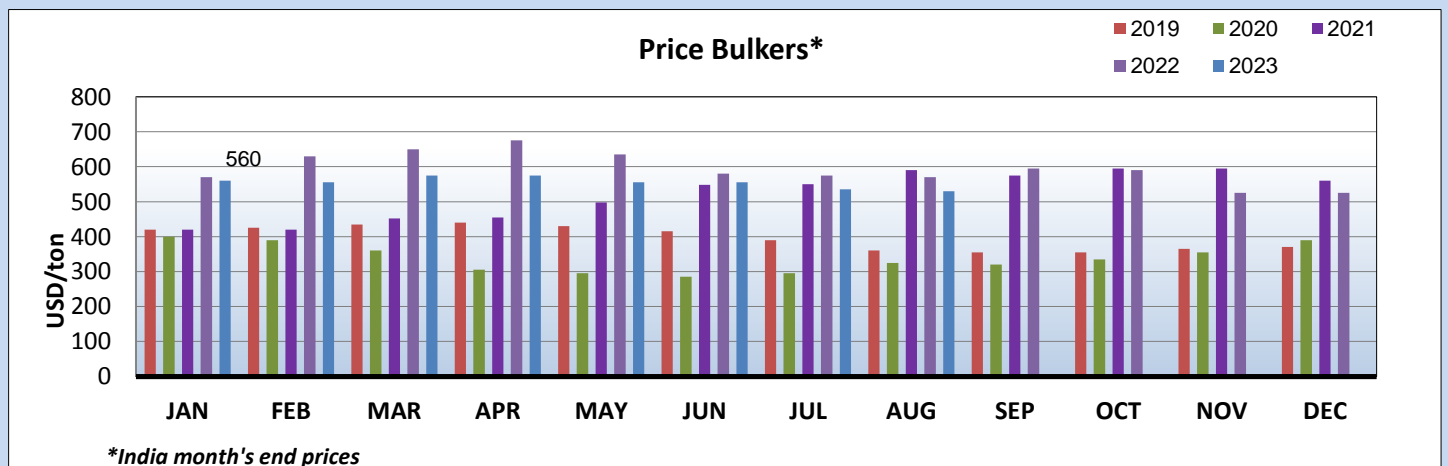
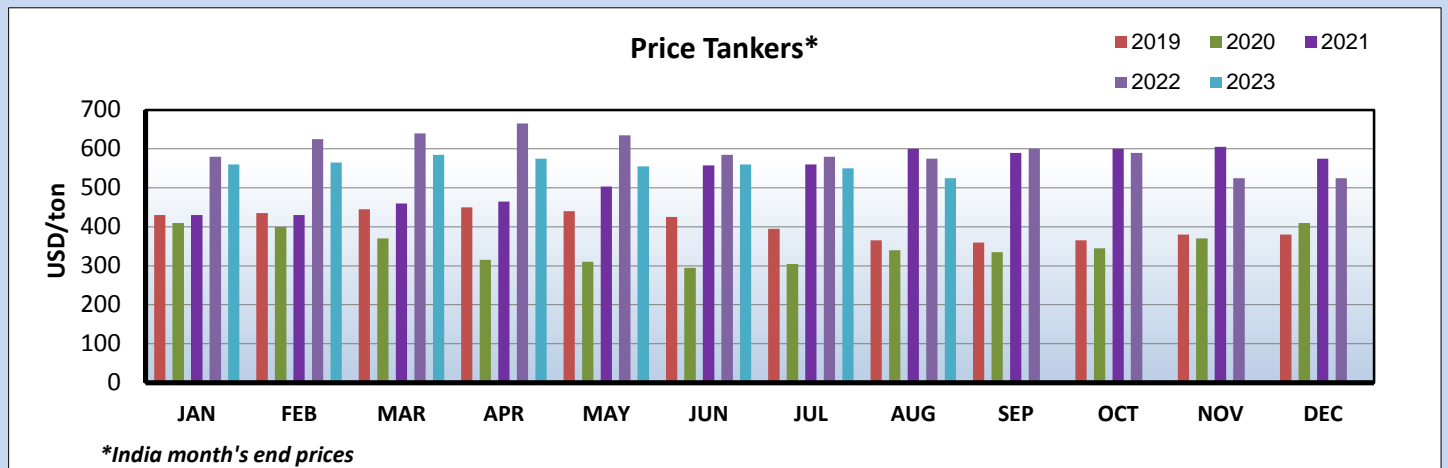
LNG	96,000	HYUNDAI HI (ULSAN)	AUG 2027	265	EVALEND SHIPPING	LNG
CHEM&OIL	55,000	CHENGXI SHIPYARD	MAR 2026	-	AN TANKERS	-
CHEM&OIL	55,000	CHENGXI SHIPYARD	DEC 2025	-	AN TANKERS	-
PROD	75,000	K SB (JINHAE)	2026	-	INTL SEAWAYS	SCRUB. FITTED
PROD	75,000	K SB (JINHAE)	2026	-	INTL SEAWAYS	SCRUB. FITTED
PROD	75,000	K SB (JINHAE)	DEC 2025	-	INTL SEAWAYS	SCRUB. FITTED
PROD	75,000	K SB (JINHAE)	SEP 2025	-	INTL SEAWAYS	SCRUB. FITTED
CHEM&OIL	25,900	WUCHANG SB GROUP	DEC 2025	-	XINGTONG SHIPPING	-
CHEM&OIL	25,900	WUCHANG SB GROUP	SEP 2025	-	XINGTONG SHIPPING	-
CONT	120,000	ZHOUSHAN CHAN.	DEC 2027	-	MSC	LNG, MTHNL
CONT	120,000	ZHOUSHAN CHAN.	OCT 2027	-	MSC	LNG, MTHNL
CONT	120,000	ZHOUSHAN CHAN.	AUG 2027	-	MSC	LNG, MTHNL
CONT	120,000	ZHOUSHAN CHAN.	JUN 2027	-	MSC	LNG, MTHNL
CONT	120,000	ZHOUSHAN CHAN.	APR 2027	-	MSC	LNG, MTHNL
CONT	120,000	ZHOUSHAN CHAN.	FEB 2027	-	MSC	LNG, MTHNL
CONT	120,000	ZHOUSHAN CHAN.	DEC 2026	-	MSC	LNG, MTHNL
CONT	120,000	ZHOUSHAN CHAN.	NOV 2026	-	MSC	LNG, MTHNL
CONT	120,000	ZHOUSHAN CHAN.	AUG 2026	-	MSC	LNG, MTHNL
CONT	120,000	ZHOUSHAN CHAN.	JUL 2026	-	MSC	LNG, MTHNL
MPP/HV L.	38,000	HUANGPU WENCHONG	2026	-	HMM	SCRUB. FITTED
MPP/HV L.	38,000	HUANGPU WENCHONG	2026	-	HMM	SCRUB. FITTED
MPP/HV L.	38,000	HUANGPU WENCHONG	2026	-	HMM	SCRUB. FITTED
MPP/HV L.	38,000	HUANGPU WENCHONG	2025	-	HMM	SCRUB. FITTED
CHEM&OIL	50,000	GSI NANSHA	OCT 2026	-	OCEANIC SERVICES LTD	METHANOL
CHEM&OIL	50,000	GSI NANSHA	AUG 2026	-	OCEANIC SERVICES LTD	METHANOL
TANKER	159,000	JMU ARIAKE	SEP 2026	-	KYKLADES MARITIME	SCRUB. FITTED
TANKER	159,000	JMU ARIAKE	JUL 2026	-	KYKLADES MARITIME	SCRUB. FITTED
TANKER	319,000	QINGDAO BEIHAI SB	DEC 2026	-	EURONAV NV	SCRUB. FITTED
TANKER	319,000	QINGDAO BEIHAI SB	AUG 2026	112.2	EURONAV NV	SCRUB. FITTED
LNG	95,000	DALIAN SHIPBUILDING	2027	-	SEA JADE INVESTMENT	LNG
LNG	95,000	DALIAN SHIPBUILDING	2027	-	SEA JADE INVESTMENT	LNG
LNG	95,000	DALIAN SHIPBUILDING	2027	-	SEA JADE INVESTMENT	LNG
LNG	95,000	DALIAN SHIPBUILDING	2027	-	SEA JADE INVESTMENT	LNG
LPG	58,000	HYUNDAI HI (ULSAN)	JUL 2027	107.4	SALVANG ASA	SCRUB. FITTED
LPG	58,000	HYUNDAI HI (ULSAN)	JUL 2027	107.4	SALVANG ASA	SCRUB. FITTED
LPG	30,000	NANTONG CIMC SOE	OCT 2026	61.5	AVANCE GAS	LPG
LPG	30,000	NANTONG CIMC SOE	MAY 2026	61.5	AVANCE GAS	LPG
BULK	64,000	IMABARI SB (IMABARI)	NOV 2026	37.75	GLOBUS MARITIME	-
BULK	64,000	IMABARI SB (IMABARI)	SEP 2026	37.75	GLOBUS MARITIME	-
BULK	82,000	NEW DAYANG SB	2026	-	CIDO SHIPPING	-
BULK	82,000	NEW DAYANG SB	2026	-	CIDO SHIPPING	-
BULK	82,000	NEW DAYANG SB	2026	-	CIDO SHIPPING	-
BULK	82,000	NEW DAYANG SB	2026	-	CIDO SHIPPING	-
CHEM&OIL	50,000	CHENGXI SHIPYARD	2026	-	SINGFAR INTL	-
CHEM&OIL	50,000	CHENGXI SHIPYARD	2026	-	SINGFAR INTL	-
CHEM&OIL	50,000	CHENGXI SHIPYARD	2026	-	SINGFAR INTL	-
CHEM&OIL	50,000	CHENGXI SHIPYARD	2026	-	SINGFAR INTL	-
LCO2 C.	9,000	DALIAN SHIPBUILDING	2025	-	NORTHERN LIGHTS	LNG
LNG	96,000	DALIAN SHIPBUILDING	APR 2028	-	CHINA ENERGY SHPG	LNG
LNG	96,000	DALIAN SHIPBUILDING	APR 2028	-	CHINA ENERGY SHPG	LNG
LNG	96,000	DALIAN SHIPBUILDING	APR 2028	-	CHINA ENERGY SHPG	LNG

DEMOLITION MARKET

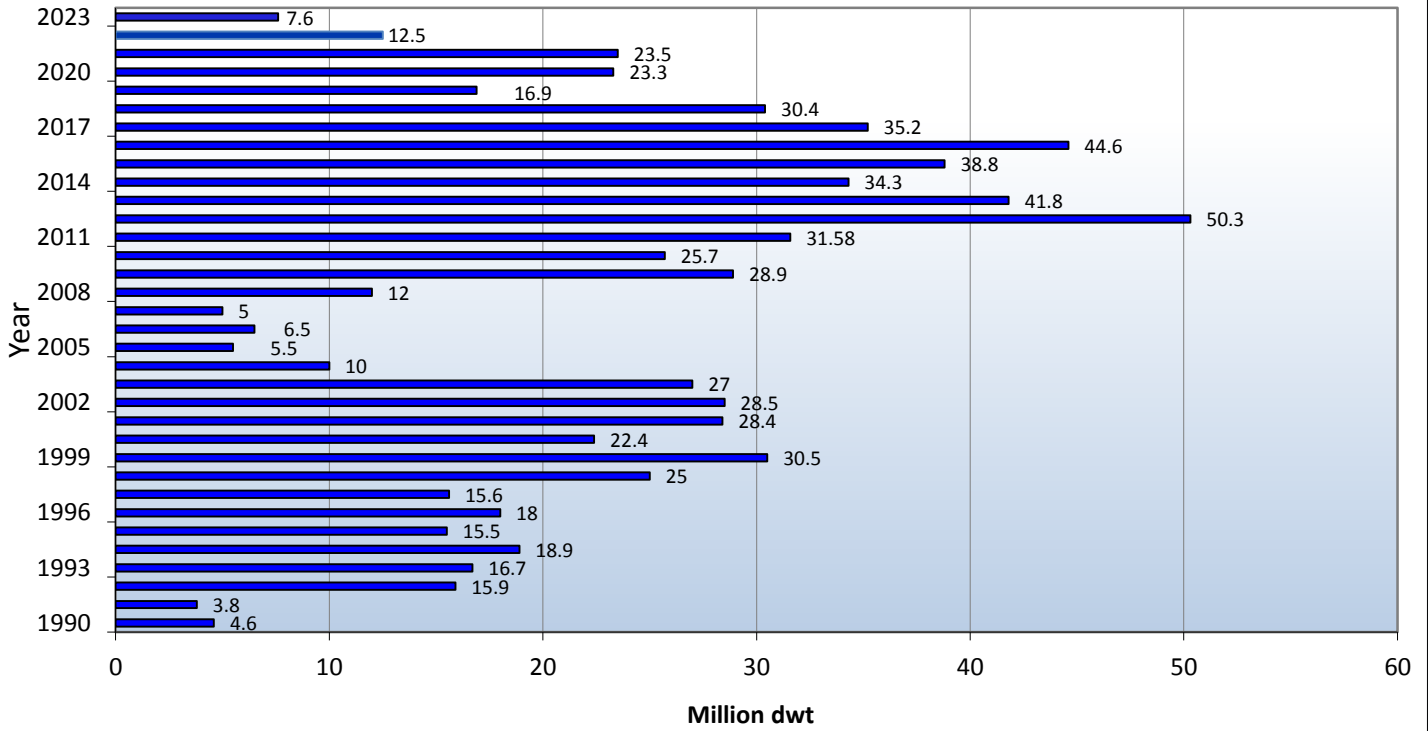
* MONTH'S END PRICES

Demolition Prices		
	Gen Cargo	Tanker
India	530/lt Ldt	525/lt Ldt
Bangladesh	525/lt Ldt	525/lt Ldt
Pakistan	530/lt Ldt	535/lt Ldt
Turkey	315/lt Ldt	315/lt Ldt

Demolition Historical Data

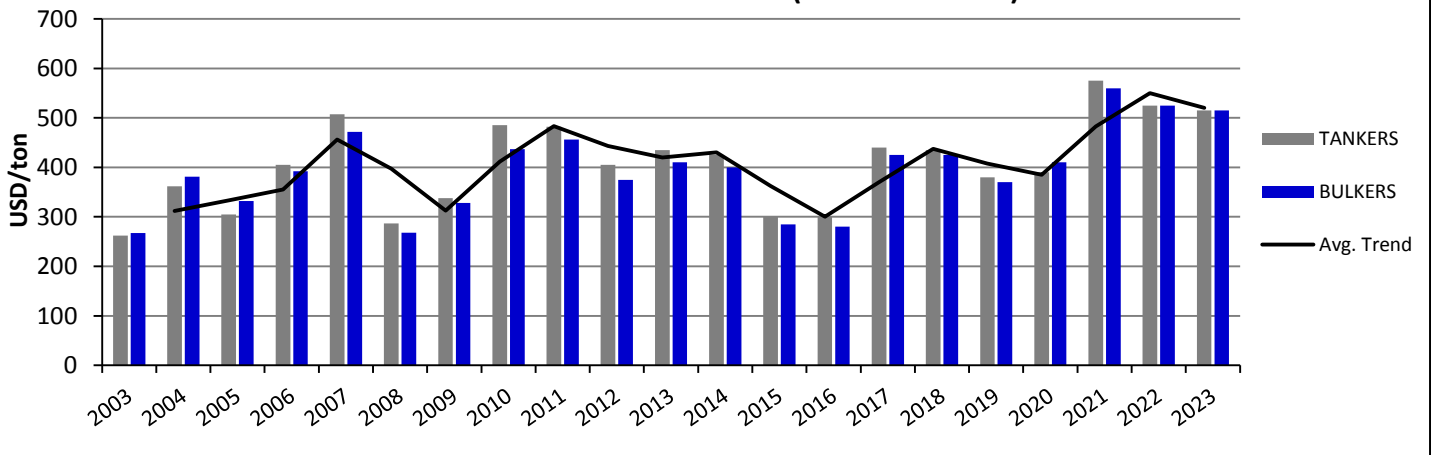


Total Demolition (Dwt)



* Bss reported sales

Historical Demolition Prices (India Year's End)



HISTORICAL DEMOLITION PRICES (*Indian Year's End)																			
	2005	2006	2007	2008	2009	2010	2011	2012	2013	2014	2015	2016	2017	2018	2019	2020	2021	2022	CURR
WET	302	405	507	287	338	485	482	405	435	425	300	300	440	435	380	410	575	525	515
DRY	332	392	472	268	328	437	456	375	410	400	285	280	425	425	370	390	560	525	515

India

<i>TYPE</i>	<i>NAME</i>	<i>DWT</i>	<i>BLT</i>	<i>LDT</i>	<i>PRICE \$/LDT</i>	<i>COMMENTS</i>
REEF	SEIN STAR	4,173	1984	-	-	-
CONT	SOL STRAITS	22,900	1997	-	590	-
CONT	LADY OF LUCK	30,730	1998	11,454	-	-
CONT	SINOKOR TIANJIN	11,031	1998	4,300	600	-
CONT	SINOKOR AKITA	11,031	1998	4,300	564	-
BULK	ONE HAPPY	45,455	1995	7,726	-	-
CONT	MSC LANA LI	29,337	1999	-	520	-
BULK	LILA NINGBO	175,775	2002	24,181	495	-

Bangladesh

<i>TYPE</i>	<i>NAME</i>	<i>DWT</i>	<i>BLT</i>	<i>LDT</i>	<i>PRICE \$/LDT</i>	<i>COMMENTS</i>
BULK	FINE STAR	71,747	1995	9,943	-	-
BULK	WINDA	27,321	1995	5,951	-	-
BULK	OCEAN SUCCESS	72,495	1998	10,163	-	-
GAS	PATCHARAWADEE 11	1,740	1976	-	-	-
GAS	PILATUS 28	1,021	1987	-	-	-
TANK	VLADIMIR KOLECHITSKIY	15,010	1972	-	-	-
REEF	VILA DHAURU	2,235	1983	-	-	-
RORO	JABAL ALI 5	7,876	1979	5,965	-	-
CONT	SOL HIND	23,043	1996	-	565	-

Pakistan

<i>TYPE</i>	<i>NAME</i>	<i>DWT</i>	<i>BLT</i>	<i>LDT</i>	<i>PRICE \$/LDT</i>	<i>COMMENTS</i>
BULK	YONG NING	48,139	1996	12,724	500	-
BULK	GLORIA 1	77,663	1998	-	525	-

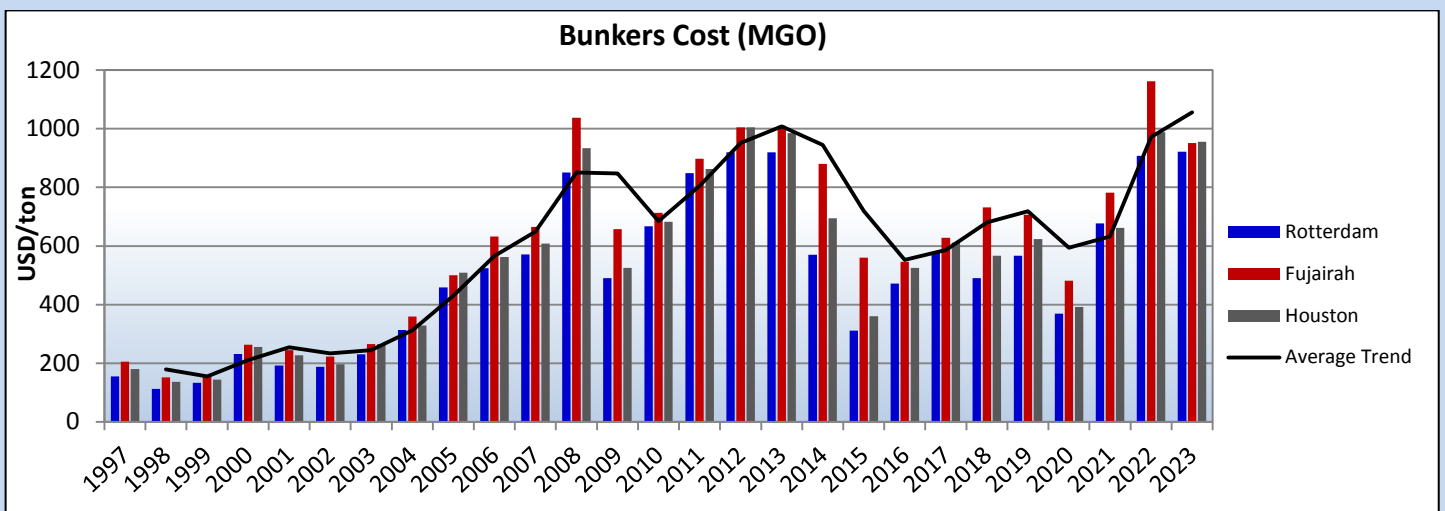
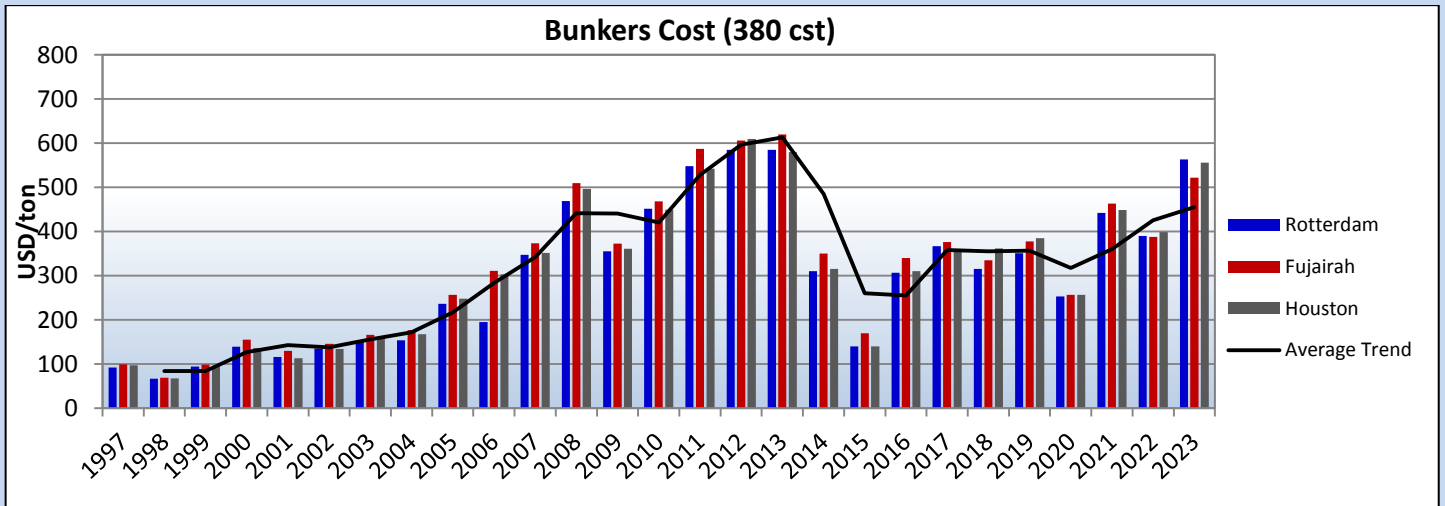
Turkey

<i>TYPE</i>	<i>NAME</i>	<i>DWT</i>	<i>BLT</i>	<i>LDT</i>	<i>PRICE \$/LDT</i>	<i>COMMENTS</i>
-	-	-	-	-	-	-

Other

<i>TYPE</i>	<i>NAME</i>	<i>DWT</i>	<i>BLT</i>	<i>LDT</i>	<i>PRICE \$/LDT</i>	<i>COMMENTS</i>
BULK	MING ZHOU 25	42,025	1990	6,747	400	-
BULK	MING ZHOU 58	52,580	1990	-	425	-
BULK	BH MALLY	73,867	1997	9,379	465	-
RORO	TAI HWA	2,296	1989	4,043	465	-
CONT	HENG HUI 2	44,510	1993	14,775	550	-
CONT	MAERSK PATRAS	37,842	1998	-	405	-

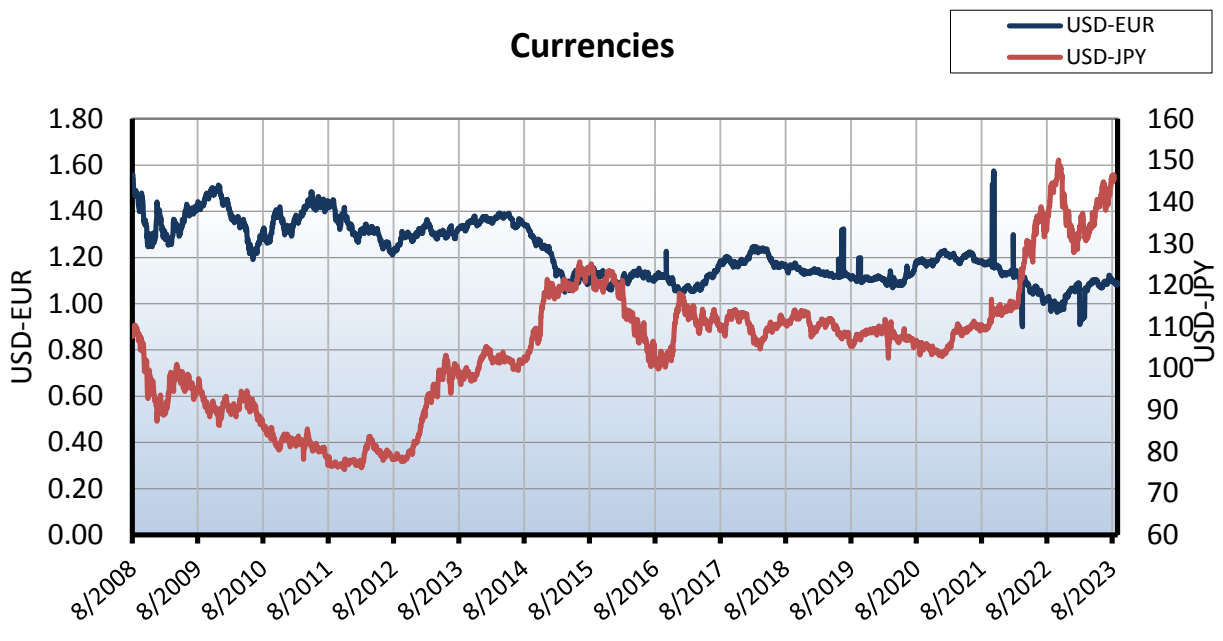
HISTORICAL BUNKER PRICES



	HISTORICAL BUNKER PRICES					
	Rotterdam		Fujairah		Houston	
	380 cst	MGO	380 cst	MGO	380 cst	MGO
2003	151	230.4	166.3	265.2	160.2	265.1
2004	154	313.4	176.7	359.3	167.3	328.7
2005	236	458.4	256.6	500.1	248.3	508.5
2006	195	524.1	310.9	631.8	303	562.3
2007	347	571.3	373.7	664.7	351.8	608.6
2008	469	850.7	509.4	1037.7	496.8	933.2
2009	355	490.6	372.8	657	360.7	525
2010	452	667.1	468.2	712.9	449.3	683
2011	548	848.6	587.5	897.5	542.1	862.4
2012	585	920	606	1005	610	1005
2013	585	920	620	1010	580	985
2014	310	570	350	880	315	695
2015	140	311	170	560	140	360
2016	307	472	340	546	310	525
2017	367	579	376	627.5	356	612
2018	315	490	335	732	362	567
2019	290.4	607.2	290.3	760.3	342	647.8
2020	302	426	312	474	296	461.75
2021	442.5	677	463	782	449	661.5
31-08-23	563	922	522	951	556	955

MARKET INDICATORS

Currencies



Brent Oil



	GBP	CAD	EUR	JPY	CHF	USD	AUD
GBP	1	0.5825	0.8555	0.0054	0.8958	0.7921	0.5119
CAD	1.7167	1	1.4687	0.0093	1.5378	1.3599	0.8788
EUR	1.1689	0.6809	1	0.0063	1.0471	0.9259	0.5983
JPY	184.8406	107.6697	158.1336	1	165.5773	146.4200	94.6166
CHF	1.1163	0.6503	0.9550	0.0060	1	0.8843	0.5714
USD	1.2624	0.7353	1.0800	0.0068	1.1308	1	0.6462
AUD	1.9536	1.1380	1.6713	0.0106	1.7500	1.5475	1

* 04/09/2023 values

STOCK WATCH

NAME	TICKET	THIS MONTH*	LAST MONTH	CHANGE %	52w HIGH	52w LOW
Capital Product Partners	CPLP	14.90	15.34	-2.87%	16.10	11.93
Diana Shipping Inc.	DSX	3.62	3.9	-7.18%	5.14	3.36
Dynagas LNG Partners LP	DLNG	2.73	2.82	-3.19%	3.87	2.08
Eagle Bulk Shipping Inc.	EGLE	44.03	46.19	-4.68%	67.09	39.16
Euroseas Ltd.	ESEA	28.16	22.01	27.94%	28.50	16.88
Costamare Inc.	CMRE	10.42	11.17	-6.71%	11.85	7.71
Navios Maritime Holdings	NM	1.65	2.05	-19.51%	2.97	1.53
GasLog Ltd.	GLOG	24.68	24.50	0.73%	25.75	21.42
Safe Bulkers Inc.	SB	3.2	3.33	-3.90%	3.85	2.35
Star Bulk Carriers Corp.	SBLK	17.62	18.08	-2.54%	25.03	16.57
Stealthgas Inc.	GASS	4.91	4.93	-0.41%	5.90	2.46
TEN Inc.	TNP	20.47	20.96	-2.34%	24.78	14.36
TOP Ships Inc.	TOPS	0.7499	0.7368	1.78%	11.60	0.56
Danaos Corporation	DAC	67.39	70.42	-4.30%	72.14	51.10

* 04/09/2023 values

~~~~~

Disclaimer: Information and data that appear in this report have been obtained from various sources which are believed to be correct and reliable. However, Athenian Shipbrokers S.A. does not guarantee their accuracy or completeness and therefore cannot be held liable for any loss incurred as a result of reliance in any way whatsoever on the information contained herein.

**Kind Regards,**



**ATHENIAN SHIPBROKERS S.A.**