



ATHENIAN SHIPBROKERS S.A.

107-109, Vas. Pavlou Str., GR 166 73, Voula, Athens, Greece

Tel: +30 210 9659700 - Fax: +30 210 8996040

Email S & P : athenian@atheniansa.gr

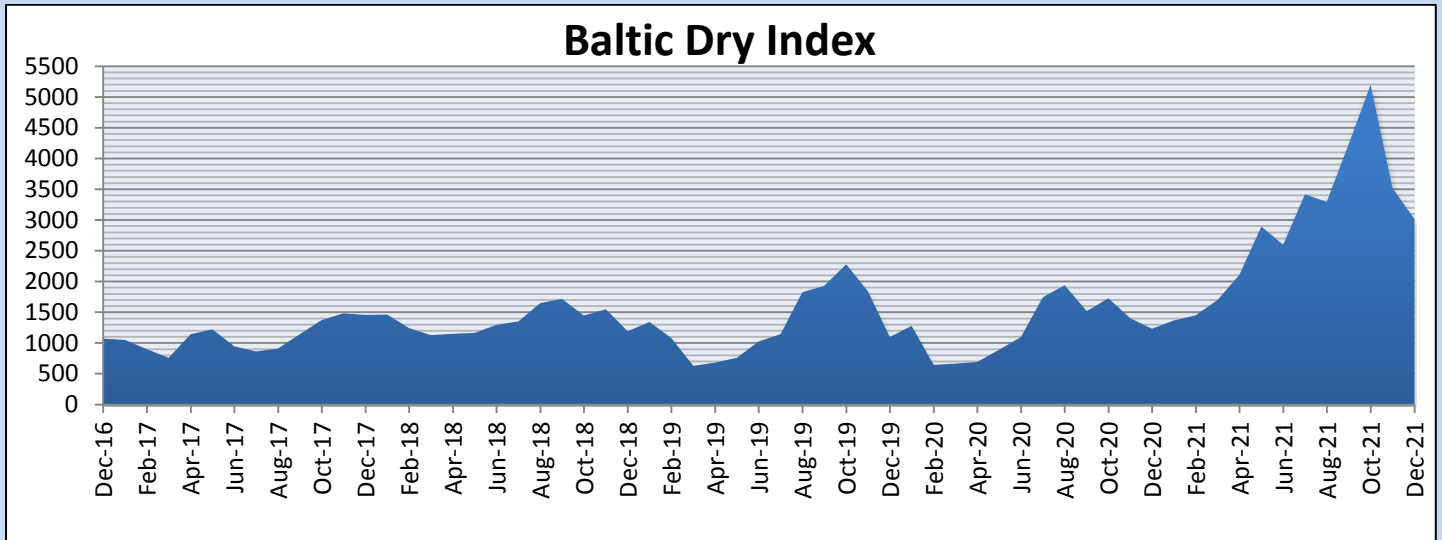
Email Chartering : chartering@atheniansa.gr

www.atheniansa.gr

Dec 2021

MONTHLY REPORT

Baltic Dry Index



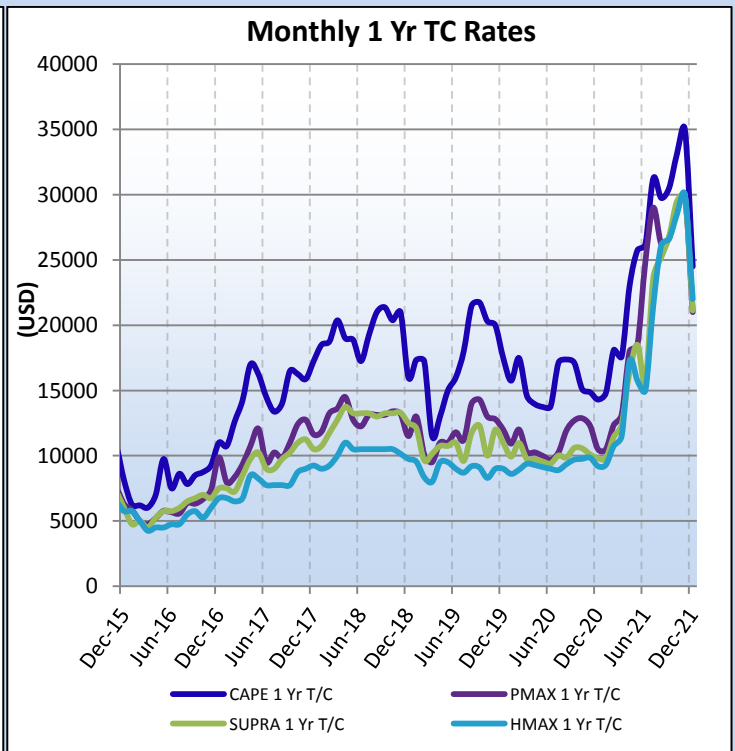
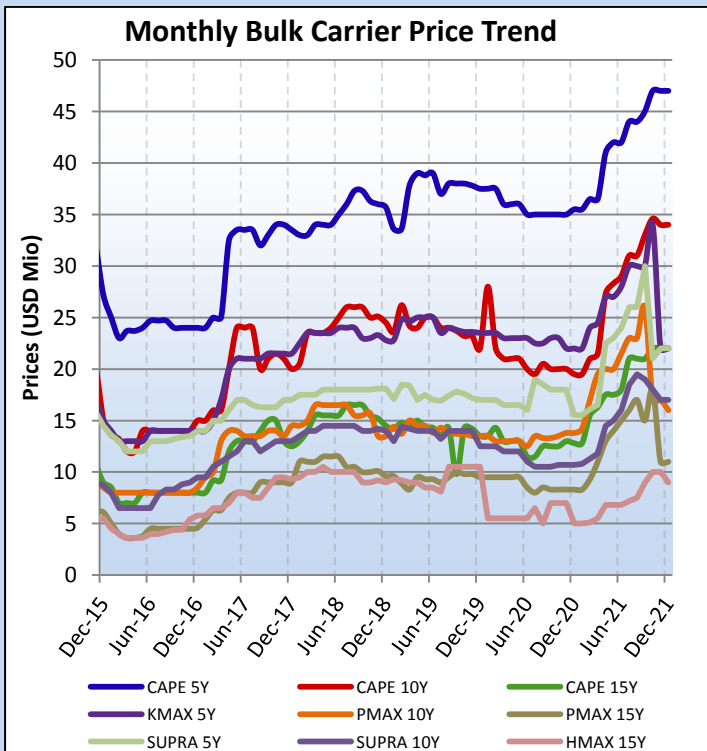
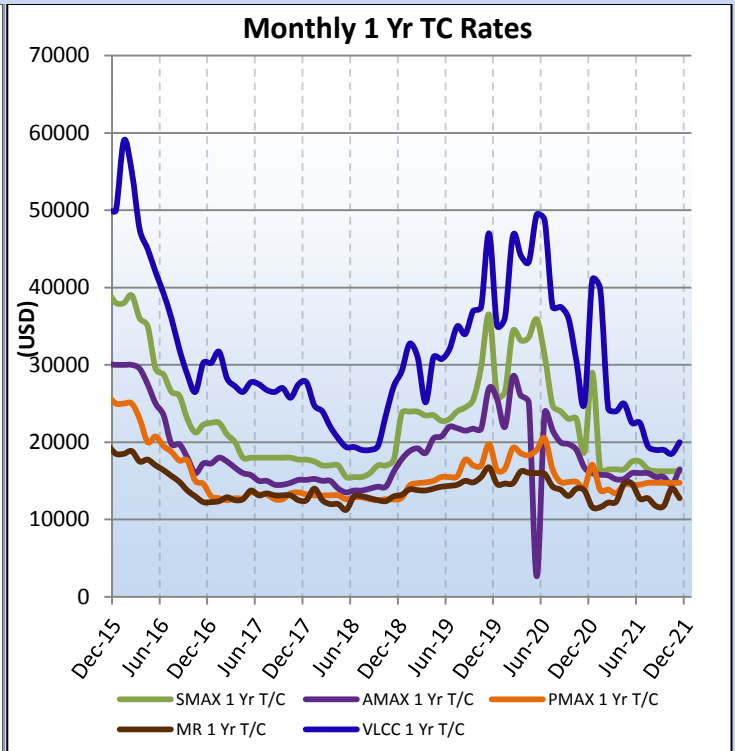
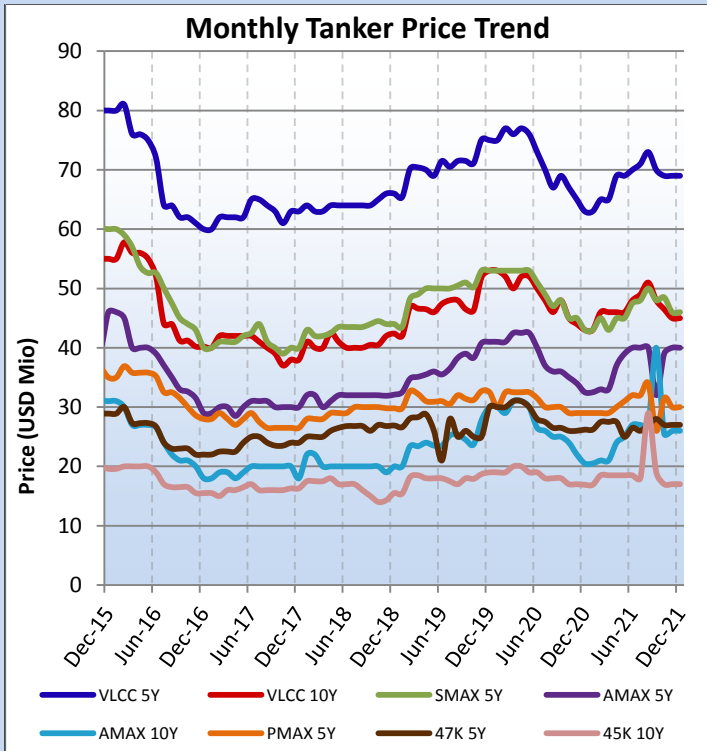
PRICES TANKERS (\$ MIO)

* Prices reflect Year's End	2015	2016	2017	2018	2019	2020	Dec 21
VLCC 5Y	80	60	64	63	75	63	69
VLCC 10Y	55	40	41	40	53	43	45
SUEZMAX 5Y	60	40	43	42	53	42	46
AFRAMAX 5Y	46	29	32	32	41	42.5	40
AFRAMAX 10Y	31	18	22	22	30	28.3	26
PANAMAX 5Y	35	28	28	28	30	29.5	30
51K 5Y	28.9	22	25	27.5	30	26.5	27
47K 10Y	19.6	15.5	17.5	16.5	19	17.5	17

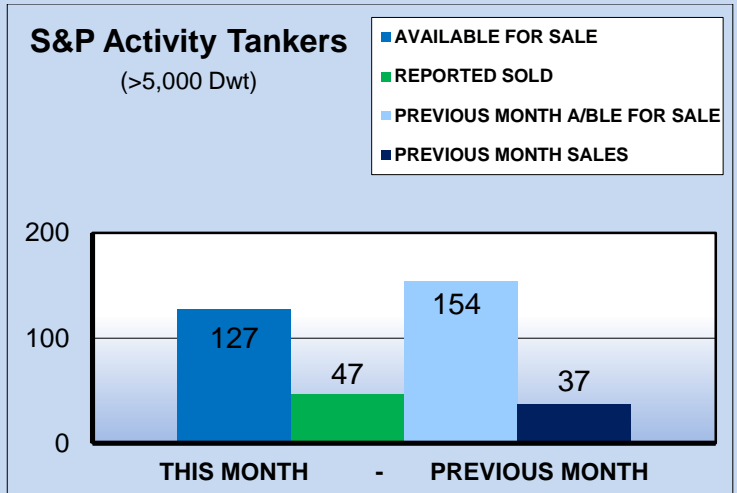
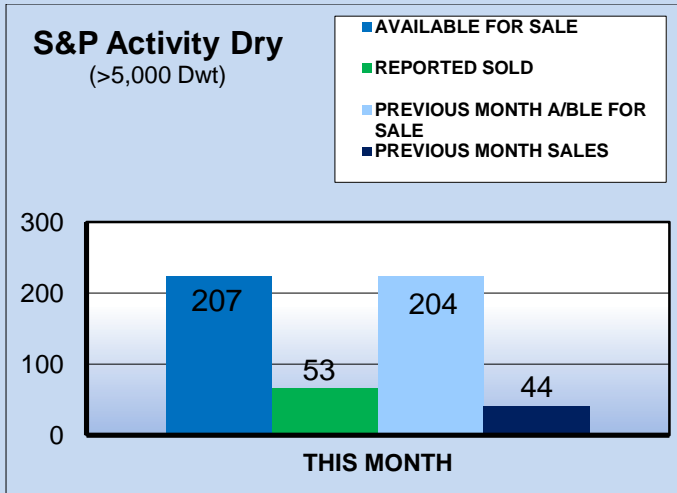
PRICES BULKERS (\$ MIO)

* Prices reflect Year's End	2015	2016	2017	2018	2019	2020	Dec 21
CAPE SIZE 5Y	25	24	33	33	37.5	35.3	46.5
CAPE SIZE 10Y	13.6	15	20.5	23.5	22	19	32.5
CAPE SIZE 15Y	8.5	8	13	14	13.5	12	20
KAMSARMAX 5Y	14	14	22.5	23.5	23.5	21.8	32
KAMSARMAX 10Y	8.5	8.5	14.5	14.5	13.5	13.5	22
PANAMAX 15Y	5	5.4	11	9	9.5	8.8	16
PANAMAX 20Y	3.6	3.6	6.5	6.5	6	5.7	10
ULTRAMAX 5Y	13.6	14	17.5	18	17	17.3	29
SUPRAMAX 10Y	8	9.5	13.5	14	12.5	10.5	20
HANDYMAX 5Y	10.3	12.2	14.3	15	16.7	14.5	24
HANDYMAX 10Y	8.5	7	10.5	11.8	9.2	8.7	17

SECOND HAND SALES & CHARTER FIXTURE TRENDS

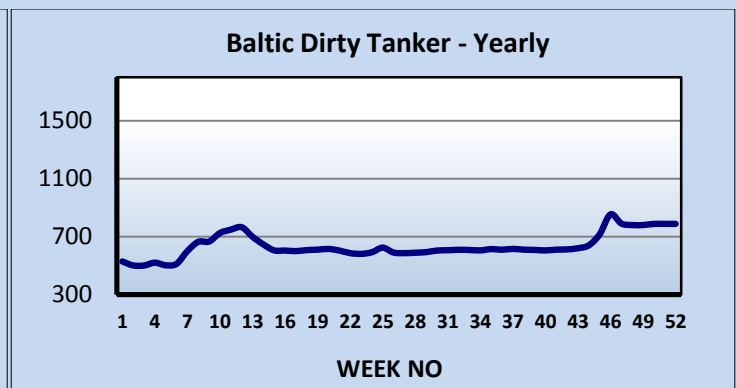
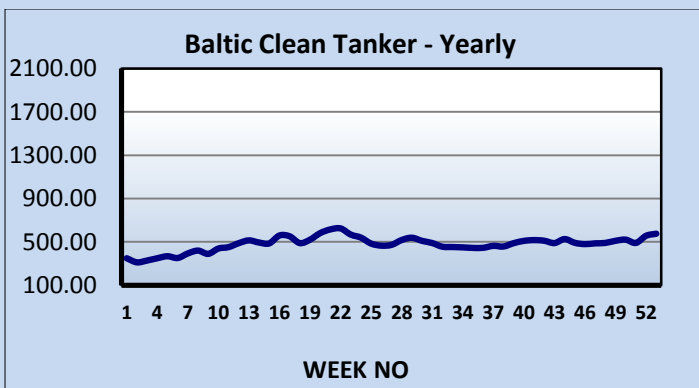


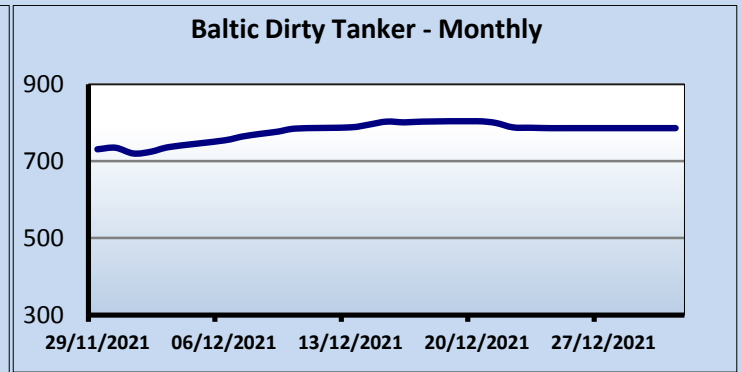
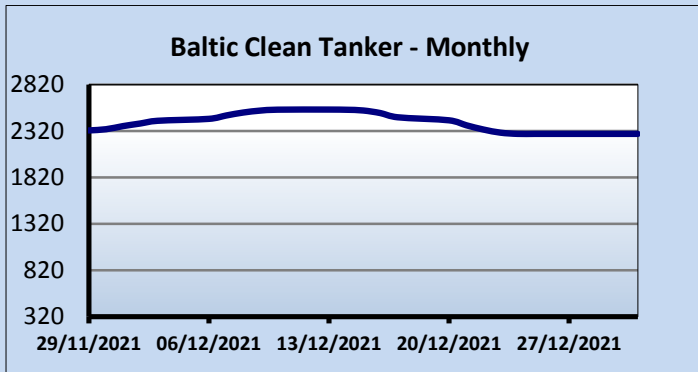
SECOND HAND TONNAGE MARKET



* Excluding demolition sales

Ship Type	Sale and Purchase Market							Total
	Jul-21	Aug-21	Sep-21	Oct-21	Nov-21	Dec-21		
BULK	43	51	114	83	40	66	628	
TANK	15	37	27	53	37	47	318	
GAS	2	4	3	7	3	4	35	
CONT	31	21	11	24	13	15	233	
TWEEN/MPP	0	0	0	0	0	0	1	
REEF	0	0	0	0	0	0	0	
RORO	0	0	0	0	2	3	5	
FERRY	0	0	1	0	0	0	1	
CRUISE	0	0	0	0	0	0	0	
Total	96	113	155	167	95	135	1119	





TANKER SALES

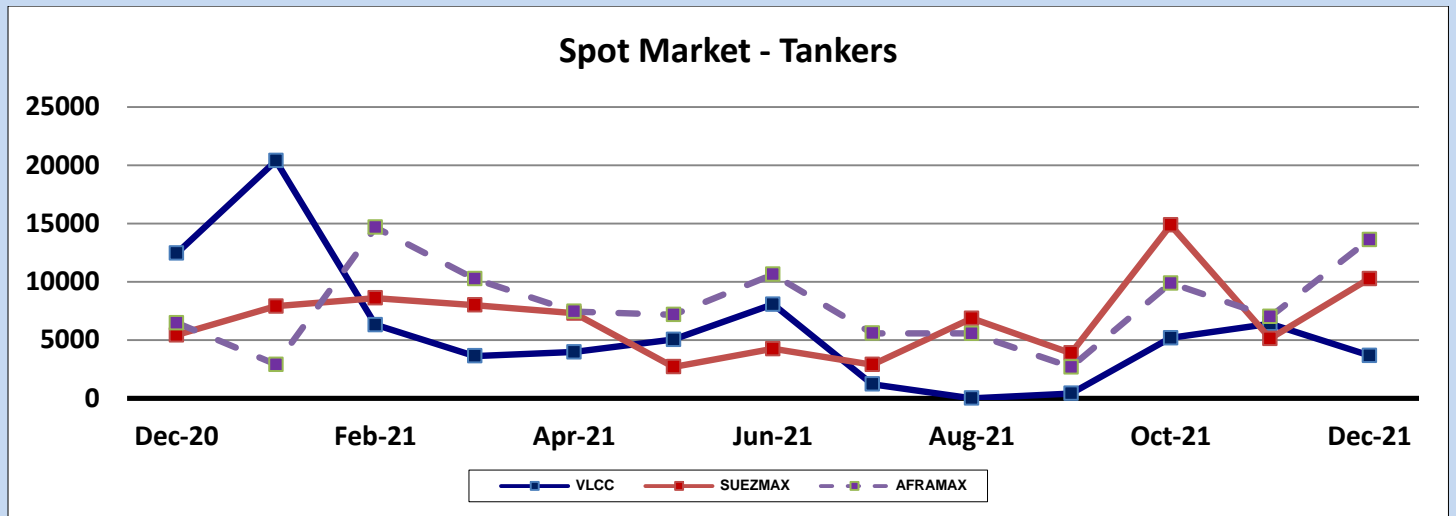
NAME	DWT	BLT		PRICE \$ (MIO)	BUYER
GOLDSTAR NARI	6001	1999	POLAND	-	UNDISCLOSED
SAEHAN FREESIA	8719	2002	JAPAN	3.6	INDONESIA BUYERS
DAEHO SUNSTAR	8833	2002	JAPAN	4.9	UNDISCLOSED
GEO CHENG 1	9087	2009	CHINA	3.5	CHINESE BUYERS
BDP SPIRIT	14999	2009	TURKEY	8.5	UNION MARINE
BONDI	15160	2009	TURKEY	8.5	UNION MARINE
BUNGA LAUREL	19992	2010	JAPAN	14.6	UNDISCLOSED
FG ROTTERDAM	19995	2012	JAPAN	16	DM SHIPPING
SHMROCK MERCURY	19998	2010	JAPAN	15.3	UNDISCLOSED
FORMOSA TEN	36223	1998	JAPAN	3.8	UNDISCLOSED
HAFNIA HOPE	40009	2007	JAPAN	9.5	UNDISCLOSED
KAREMA	46248	2004	KOREA	8.2	INDIAN BUYERS
HIGH VALOR	46994	2005	KOREA	10.3	UNDISCLOSED
BIENDONG VICTORY	47084	2001	JAPAN	5.9	UNDISCLOSED
EVROS	47120	2005	KOREA	9	GREEK BUYERS
MARLIN AZURITE	49999	2016	CHINA	28.1	CHINA DEVELOPMENT BANK
MARLIN AVENTURINE	49999	2016	CHINA	28.1	CHINA DEVELOPMENT BANK
ZEZE START	49999	2009	KOREA	15.15	ATLANTICA SHIPPING
MARLIN AQUAMARINE	49999	2016	CHINA	28.1	CHINA DEVELOPMENT BANK
MARLIN AMMOLITE	49999	2016	CHINA	28.1	CHINA DEVELOPMENT BANK
MARLIN AMETRINE	49999	2016	CHINA	27.6	CHINA DEVELOPMENT BANK
GRAZIA	50213	2010	CHINA	14.9	UNION MARITIME
NORD GAINER	50281	2011	CHINA	18	UNDISCLOSED
OCEAN PLUTO	50359	2007	KOREA	9.6	EGPN
AG MARS	50546	2006	KOREA	10	UNDISCLOSED
PS HOUSTON	50922	2008	KOREA	12.9	CHEMSAV SHIPMANAGEMENT
HIGH VENTURE	51088	2006	KOREA	10.7	UNDISCLOSED
HELLAS ENTERPRISE	51246	2008	KOREA	13	ALTLANTICA SHIPPING
TARGALE	52660	2007	CROATIA	14.2	UNDISCLOSED
CELSIUS PALERMO	53540	2010	JAPAN	16.75	CHEMNAV
GUANABARA	106045	2007	JAPAN	16.5	GREEK BUYERS
BAREILLY	106061	2005	KOREA	14.5	STALWART MANAGEMENT
KANPUR	106094	2005	KOREA	14.5	UNDISCLOSED
HEYDAR ALIYEV	107488	2010	JAPAN	25	MONTANARI NAVIGAZIONE
ZARIFA ALIYEVA	107507	2010	JAPAN	25	MONTANARI NAVIGAZIONE
STI GUARD	109855	2016	CHINA	35.1	OCEAN YIELD ASA
STI GALLANTRY	109999	2016	CHINA	35.1	OCEAN YIELD ASA
AGNETA PALLAS	115341	2006	KOREA	18.15	CASTOR MARITIME
PROSKY	115643	2019	KOREA	51	NEDA MARITIME
PROSTAR	115643	2019	KOREA	52	GREEK BUYERS
VOYAGER	149991	2002	JAPAN	13.6	UNDISCLOSED
NEW CORAL	297580	2010	CHINA	38.8	AEROLOS MANAGEMENT
ATHENIAN HARMONY	298996	2010	KOREA	42	ALTOMARE

HYUNDAI SAMHO 8052	299580	2022	KOREA	96	ENBLOC BSS▼
HYUNDAI SAMHO 8053	299580	2022	KOREA	96	GREEK BUYER
ASIAN PROGRESS III	306352	2004	JAPAN	27.2	CHINESE BUYERS

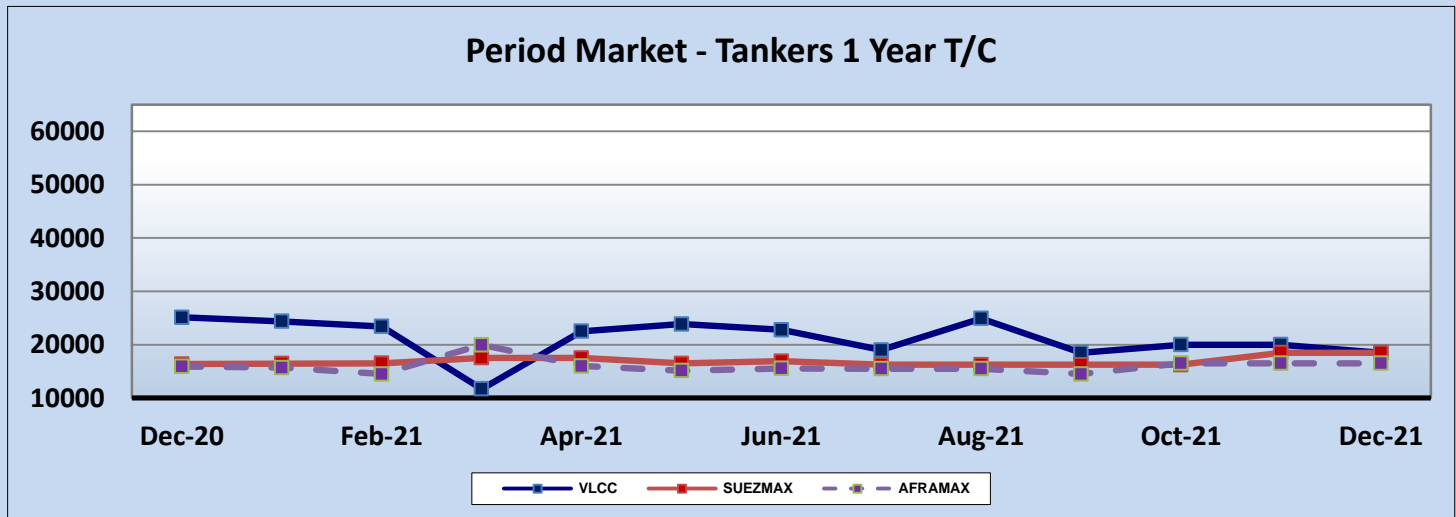
GAS SALES

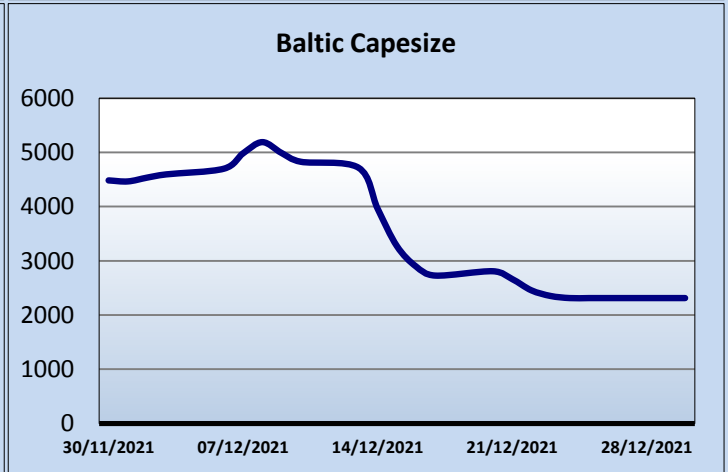
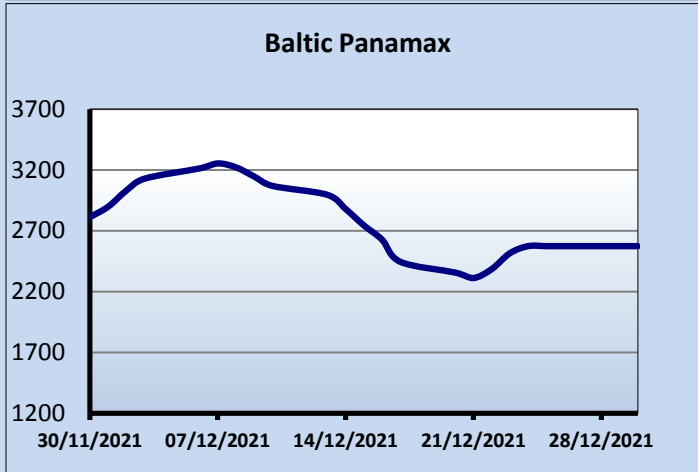
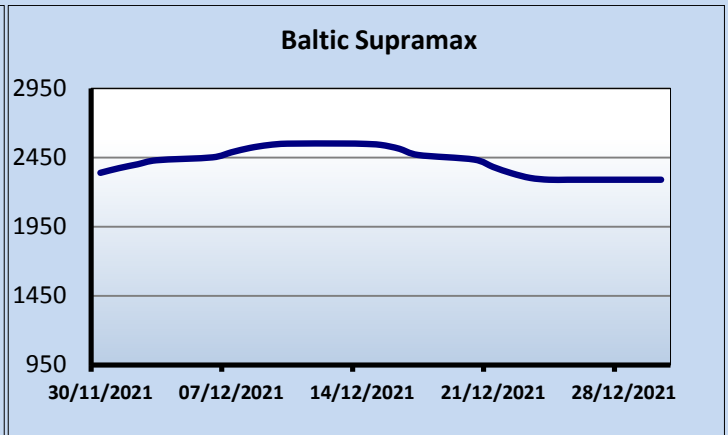
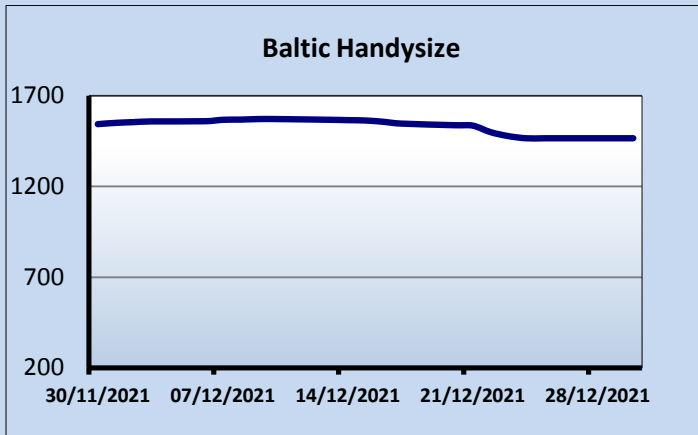
NAME	DWT	BLT		CBM	PRICE \$ (MIO)	BUYER
SCF TOMSK	26424	2007	KOREA	174200	-	MOL JAPAN
SCF TOBOLSK	26424	2006	KOREA	174200	-	MOL JAPAN
CUMULUS GAS	30761	1994	JAPAN	170000	7.5	UNDISCLOSED
BW SAKURA	49999	2010	JAPAN	77372	52	SOECHI LINES

Spot Market - Tankers



Period Market - Tankers 1 Year T/C



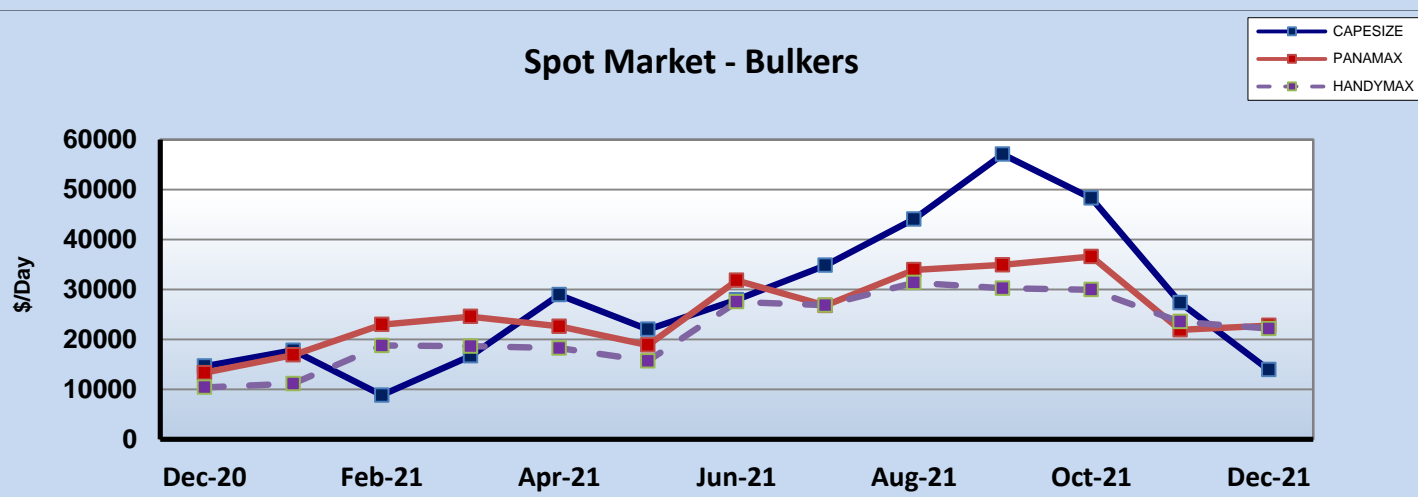


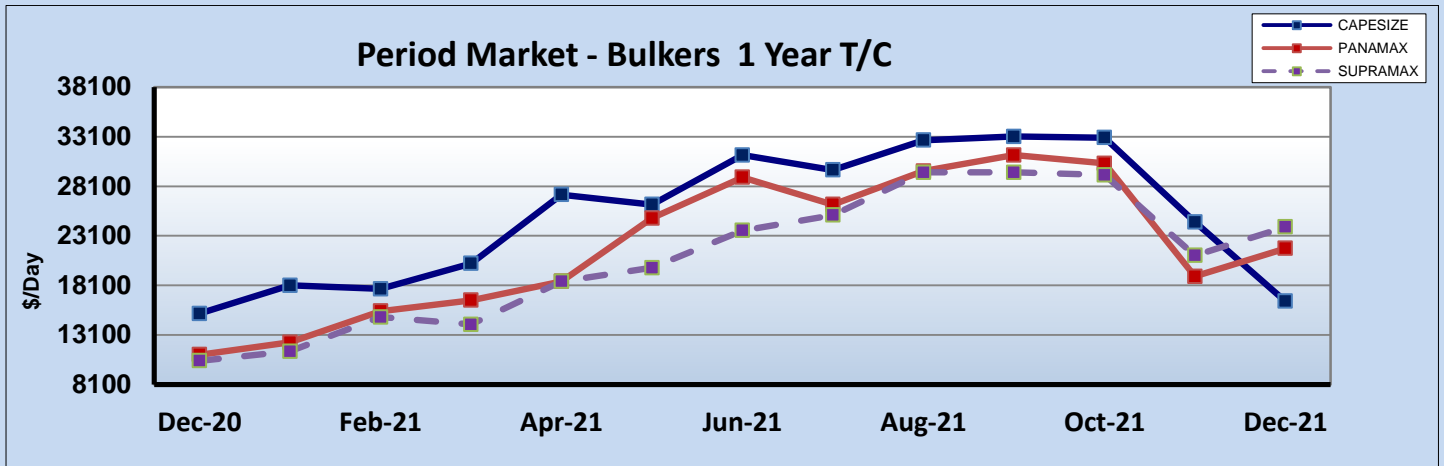
BULKER SALES

NAME	DWT	BLT		GEAR	PRICE \$ (MIO)	BUYER
SUMISE MARU NO .20	5862	1996	JAPAN	-	3.5	GREEK
SPLENDOR TAIPEI	11300	2007	JAPAN	1X70,2X35X1X30	7	UNDISCLOSED
HOEGH BEIJING	12250	2010	CHINA	-	22	UNDISCLOSED
HAYATE	13121	2011	JAPAN	2X36	10	UNDISCLOSED
RABA	17074	2012	CHINA	3X30	-	UNDISCLOSED
SEBAT	18315	1997	JAPAN	3X30	6.3	UNDISCLOSED
MACHITIS	18315	1997	JAPAN	3X30	6	UNDISCLOSED
LEO STAR I	22145	1993	JAPAN	4X30	5.2	UNDISCLOSED
DD VANGUARD	26479	2007	KOREA	4X30	12	UNDISCLOSED
BAO DA	28107	2001	CHINA	4X30	6.5	GREEK BUYERS
DEWI GANDAWATI	28802	2008	JAPAN	4X30	11.6	MIDDLE EASTERN BUYERS
AEC DILIGENCE	31642	2002	JAPAN	4X30	9.5	CHINESE BUYERS
UBC SYDNEY	31759	2001	JAPAN	4X30	10.4	UNDISCLOSED
UBC SACRAMENTO	31773	2001	JAPAN	4X30	10.4	UNDISCLOSED
AN SEBASTIAN	32285	2007	JAPAN	4X30.5	10.8	TURKISH BUYERS
BOXY	34148	2012	KOREA	4X30	15.5	UNDISCLOSED
AS ELBIA	34394	2011	KOREA	4X35	16.75	UNDISCLOSED
SINLAU BULKER	34485	2018	JAPAN	4x30	25	UNDISCLOSED
BERGE TARANAKI	36896	2019	JAPAN	4X30	27	UNDISCLOSED
OCEAN GALAXY	37193	2011	KOREA	4X30	16	MIDDLE EASTERN BUYERS
NORDCOLORADO	37926	2016	CHINA	4X30		ENBLOC BSS▼
NORDRUBICON	37985	2016	CHINA	4X30	42.8	TOTAL PRICE
CLIPPER BETTINA	38221	2012	JAPAN	4X30.5	20.25	UNDISCLOSED
NEW FACE	38242	2017	JAPAN	4X30	27	GREEK BUYERS
WUHU	39182	2014	CHINA	4X30	21	UNDISCLOSED
JIANGMEN NANYANG 183	39300	2022	CHINA	-	28.5	GERMAN BUYERS
WAJED	45621	1998	JAPAN	4X30	10.2	UNDISCLOSED
XIANG HUA	53350	2003	JAPAN	4X30.5	11.2	UNDISCLOSED
CORAL BREEZE	55582	2009	JAPAN	4X30	17	UNDISCLOSED
FAREAST HOPE	55628	2004	JAPAN	4X30	14.7	CHINESE BUYERS
UNION ERWIN	55733	2011	JAPAN	4X35	21	GERMAN BUYERS

FERONIA	56085	2007	JAPAN	4X30	16.4	UNDISCLOSED
PACIFIC BLESS	56361	2012	CHINA	4X36	-	CHINESE BUYERS
PACIFIC CROWN	56469	2012	CHINA	4X36	16.5	CHINESE BUYERS
LAN HAI HE XIE	56620	2011	CHINA	4X30	18.5	UNDISCLOSED
ADHIRAJ	56720	2010	CHINA	4X30	16.25	UNDISCLOSED
UNIVERSAL BREMEN	56726	2010	CHINA	4X30	16.5	UNDISCLOSED
UNIVERSAL BANGKOK	56729	2012	CHINA	4X30	16.5	UNDISCLOSED
SHANDONG HAI DA	56734	2013	CHINA	4X30	18.05	CHINESE BUYERS
SILVIA GLORY	56797	2012	CHINA	4X36	-	UNDISCLOSED
BELOCEAN	58018	2011	CHINA	4X35	18.1	OSKAR WEHR KG
BELSTAR	58018	2009	CHINA	4X36	-	ENBLOC BSS▼
BELNOR	58018	2010	CHINA	4X35	-	COSTAMARE
NIKOLAS III	58081	2009	CHINA	4X30	17.5	CHINESE BUYERS
MOONBEAM	58138	2013	CHINA	4X30	19.5	UNDISCLOSED
NORD COLUMBIA	60396	2018	JAPAN	4X30	32	UNDISCLOSED
NORD ADAGIO	61000	2022	CHINA	4X30.5	33.5	SINGAPORIAN BUYERS
NORD ARPEGGIO	61000	2022	CHINA	4X30.5	33.5	SINGAPORIAN BUYERS
VIRGO COLOSSUS	61616	2012	JAPAN	4X30	24	MEADWAY SHIPPING
STAR EOS	63132	2015	CHINA	4X35	-	ENBLOC BSS▼
STAR ARTEMIS	63205	2015	CHINA	4X35	53	TOTAL PRICE,GOLDENPORT
QIN FA 18	73322	1998	KOREA	-	10.45	UNDISCLOSED
SCORPIO	74930	2012	JAPAN	-	23.55	CASTOR MARITIME
ZHONG XIN PEARL	75321	2013	CHINA	-	-	GREEK BUYERS
SHANDONG HONG TU	76116	2012	CHINA	-	20.25	CHINA HUARONG FINANCIAL
CORAL DIAMOND	76596	2007	JAPAN	-	16.2	UNDISCLOSED
SILVER STAR	79200	2011	CHINA	4X35	18	GREEK BUYERS
ORIENT UNION	79754	2011	CHINA	-	17.5	CHINESE BUYERS
GEORGE P	81569	2012	CHINA	-	21.8	COSTAMARE
EGYPTIAN MIKE	81601	2011	CHINA	-	19	COSTAMARE
SCARLET ALBATROSS	81923	2015	JAPAN	-	31.7	GREEK BUYERS
KING BARLEY	81277	2012	CHINA	-	22.7	JOJAMM MK BLUMENTHAL
ATLANTIC LEGEND	83685	2009	JAPAN	-	18	UNDISCLOSED
MANGAS	173918	2011	CHINA	-	-	CHINESE BUYERS
CAPE TREASURE	180201	2007	JAPAN	-	22	GREEK BUYERS

Spot Market - Bulkers





CONTAINER SALES

NAME	DWT	BLT		GEAR	TEU	PRICE \$ (MIO)	BUYER
VEGA JUNO	11807	2008	CHINA	2X45	957	-	ENBLOC BSS ▼
VEGA HERCULES	11843	2006	CHINA	2X45	957	-	UNDISCLOSED
MEKONG SPIRIT	12380	1996	POLAND	2X40	1042	4.46	RUSSIAN BUYERS
IONIAN EXPRESS	13797	2006	CHINA	2X40	1118	-	UNDISCLOSED
BREMEN TRADER	23380	2021	CHINA	3X35	1762	42.75	WAN HAI LINES
A FUJI	23443	2021	CHINA	3X35	1774	42.75	WAN HAI LINES
MELBOURNE STRAIT	25848	2008	CHINA	2X40	1794	27	EUROPEAN BUYERS
ATLANTIC SOLLI	27130	2008	CHINA	3X45	2015	26	UNDISCLOSED
IRENES ROSE	33632	2007	JAPAN	3X40	2553	-	ENBLOC BSS ▼
IRENES WAVE	67797	2008	TAIWAN	-	6039	-	UNDISCLOSED
MCC NINGBO	37056	2016	CHINA	3X45	2548	-	ENBLOC BSS ▼
MCC CHITTAGONG	37157	2016	CHINA	3X45	2548	-	MAERSK
BUNGA RAYA TIGA	50713	2010	KOREA	-	4530	-	UNDISCLOSED
TSUNEISHI ZHOUSHAN SS-312	66162	2023	CHINA	-	3300	35	GREEK BUYERS
VIETNAM EXPRESS	66940	2007	JAPAN	-	5888	-	UNDISCLOSED

Ro-Pax / Fast Ferries SALES

NAME	GT	BLT		Pax	PRICE \$ (MIO)	BUYER
-	-	-	-	-	-	-

CRUISE SALES

NAME	GT	BLT		Pax	PRICE \$ (MIO)	BUYER

Ro-Ro SALES

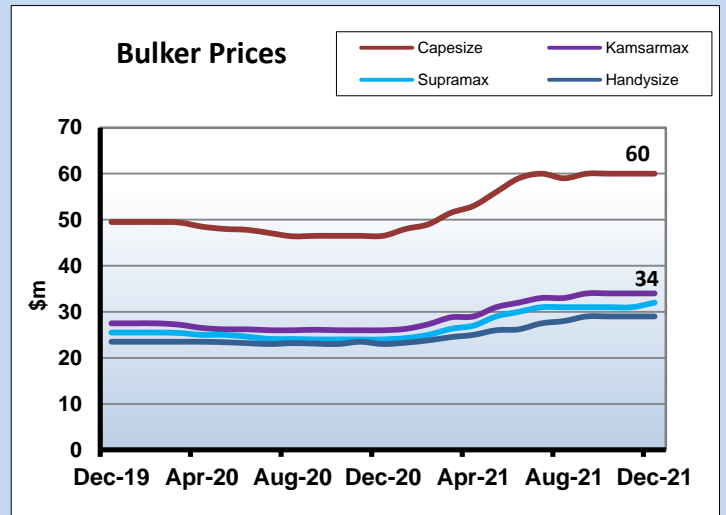
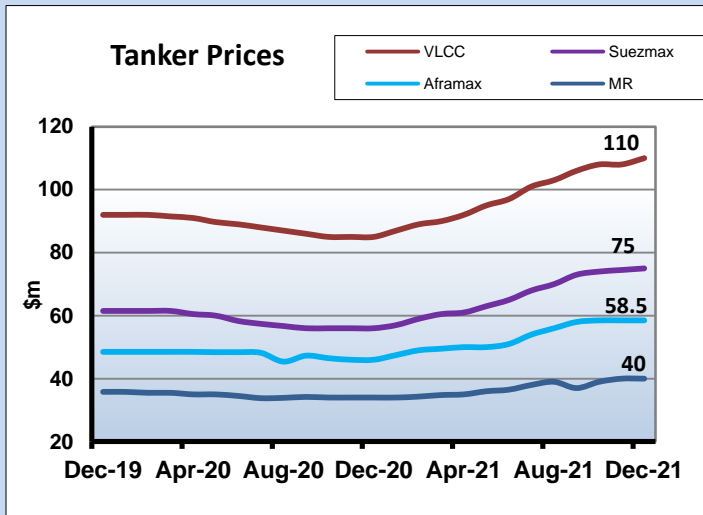
NAME	GT	BLT		Pax	PRICE \$ (MIO)	BUYER
MONT VENTOUX	18649	1996		-	-	CMA CGM
CIUDAD DE MAHON	22152	2000		252	-	IRISH CONTINENTAL
VALENTINE	23987	9729		-	-	REDERI AB GOTLAND

OFFSHORE SALES

NAME	GT	BLT		BOLL.	PRICE \$	BUYER

				PULL	(MIO)	
AIS SPICA	2160	2008		-	-	UNDISCLOSED
HERMIT VIKING	3636	2015		-	-	UNDISCLOSED

NEW BUILDING MARKET AND REPORTED CONTRACTS

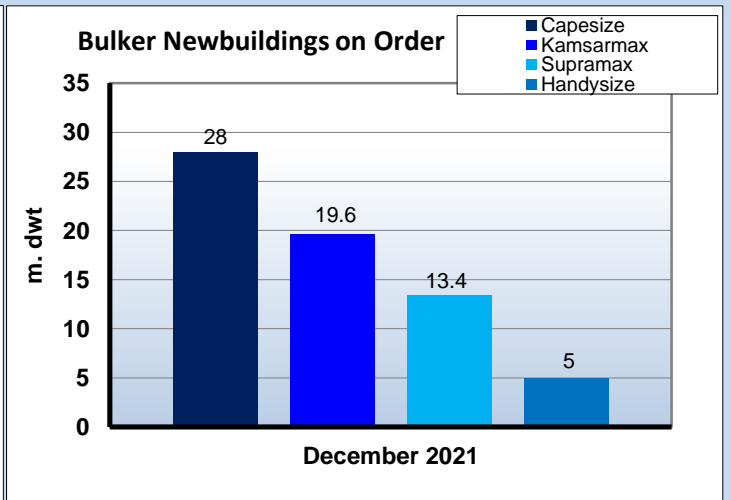
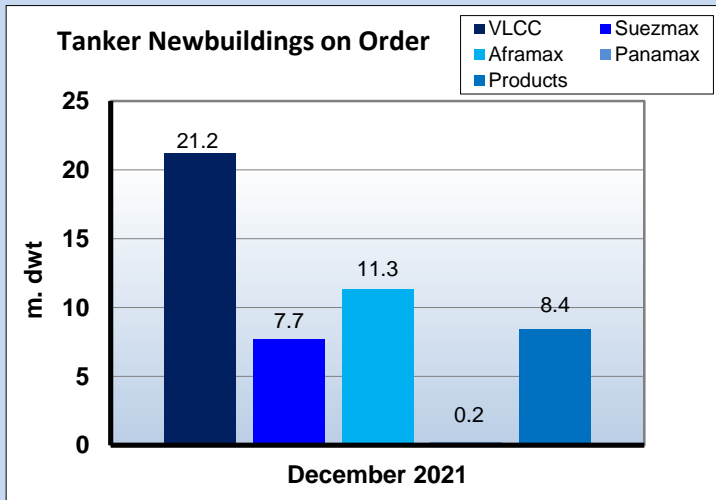
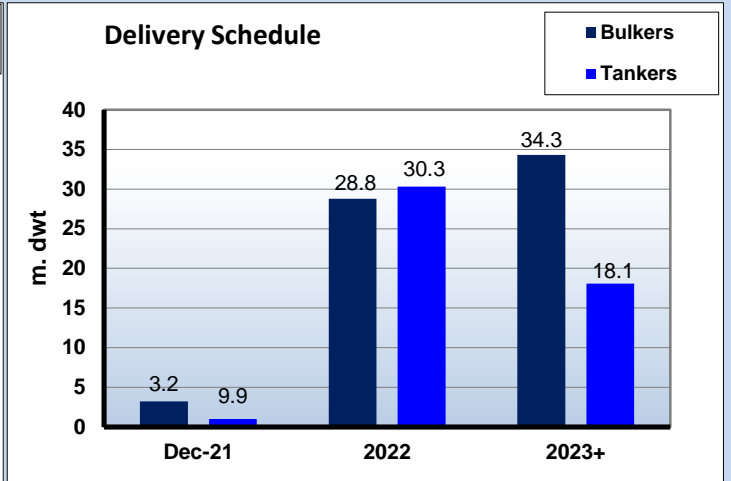
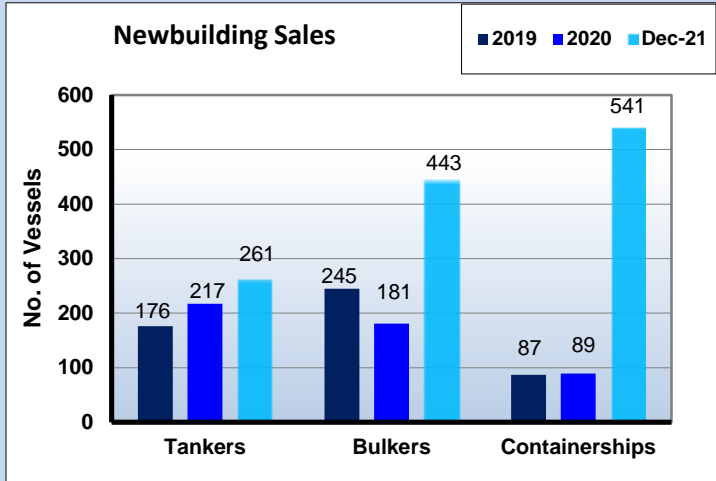


Dry Bulk Orderbook				
Ship Type	2021	2022	2023+	Total
Capesize	83	36	22	141
Kamsarmax	128	46	21	195
Supra/Hmax	125	73	14	212
Handies	97	25	25	147
Total	433	180	82	695

Tanker Orderbook				
Ship Type	2021	2022	2023+	Total
ULCC/VLCC	35	36	13	84
Suezmax	28	31	9	64
Aframax	61	34	21	116
Panamax	8	2	0	10
MR + Small	150	65	7	230
Total	282	168	58	501

LPG Orderbook

Ship Type	2021	2022	2023+	Total
VLGC	26	16	14	56
LGC	0	0	0	0
MR	7	15	33	55
Handy	8	6	7	21
Small	15	0	1	16
Total	56	37	55	139



DWT in Thousands	Newbuilding Historical Prices (\$m)													
	Dec-21	2020	2019	2018	2017	2016	2015	2014	2010	2005	2000	1995	1990	1985
Tankers														
320 DWT ¹	110	85.5	95.6	92.4	81.5	84.5	93.7	97.3	104.8	120	76.5	85.3	87.4	38.2
170 DWT ¹	75	57	71.7	60.6	55	54.5	63	65.5	66.3	71.5	52.5	54	66.1	28.2
115 DWT ¹	58.5	46.5	55.1	48.1	44	44.5	52	53.6	56	58	41.5	43.3	53.2	18.1
50 DWT ¹	40	34	38.8	36.7	33.8	32.5	35.4	36.8	36.1	43	29.5	33.2	32.1	13.3
Bulkers														
185 DWT ¹	60	46.5	51.8	50.4	44	42	46	54.2	57.2	58.5	40.5	42.3	60.2	29.3
83 DWT ¹ *	34	26	30.6	28.1	25.5	24.5	25.7	29	34.3	36	22.5	27.9	30	13.4
64 DWT*	31	24	27.4	26.2	24	22.3	24.1	27.2	31.1	31	20.5	24.1	25.3	12.4
35 DWT*	29	23	22.6	23.9	22	19.5	20.3	22.8	26.3	25.5	15	19.2	21.3	9.7
	¹ Before 2001 sizes to read 280,000 - 140,000 - 95,000 - 40,000 respectively for tankers and 150,000 - 69,000 for Bulkers ² Single Hull ³ 30,000 DWT *Prior 2017 to read 73 - 76k dwt, 45k dwt & 30k dwt													
	(note: above is for vessels built Japan / Korea, you should also consider US\$ / Yen / Won relation for the years mentioned)													

Newbuilding Orders

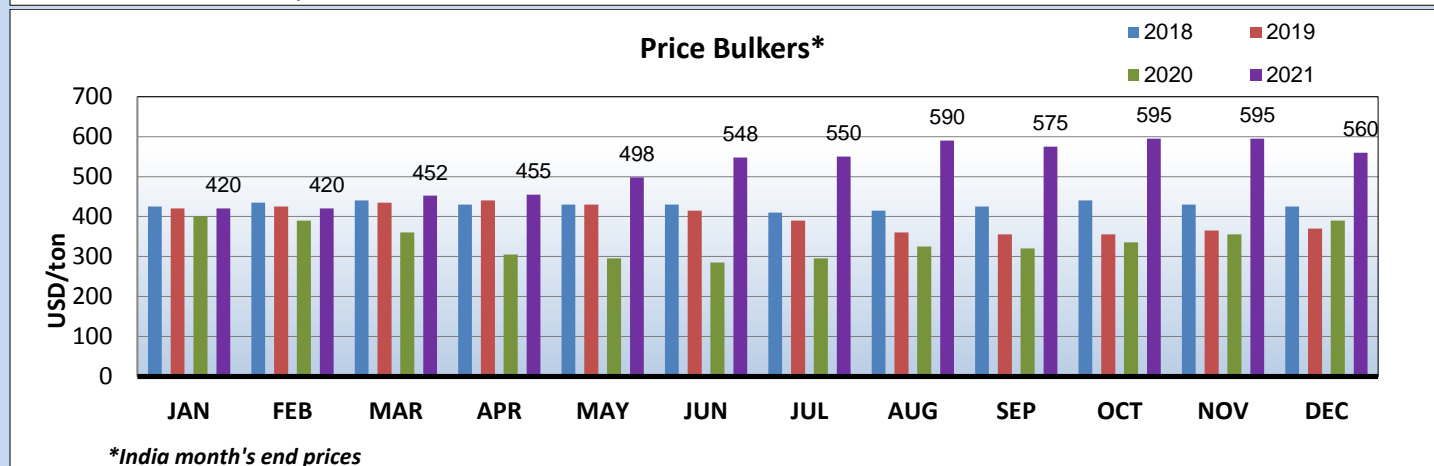
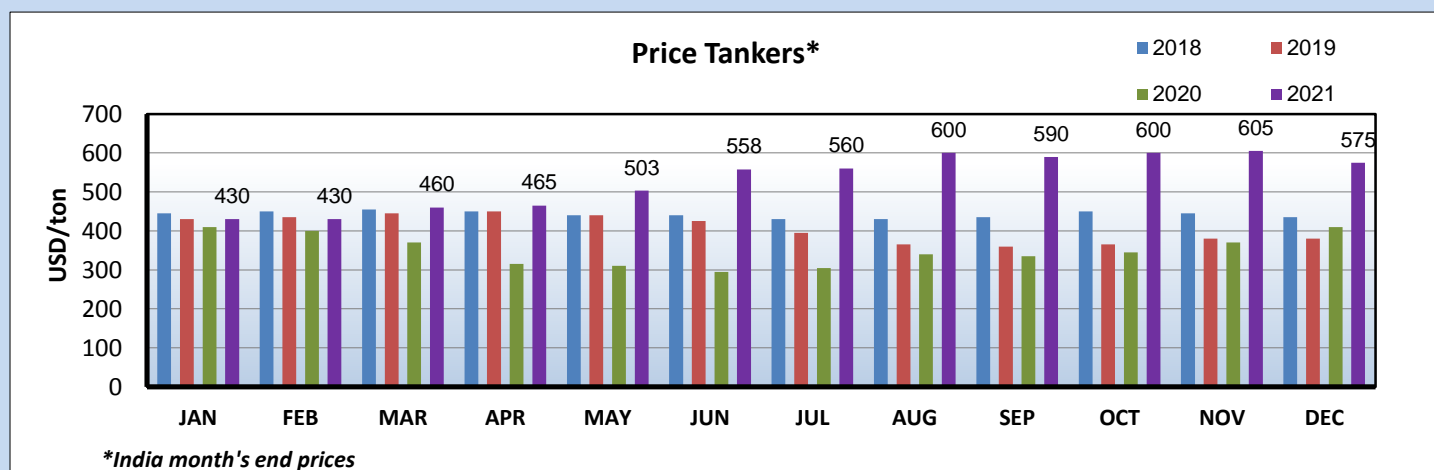
TYPE	DWT	BUILDER	DELIVERY	PRICE \$	OWNER	NOTES
LPG	56000	Kawasaki HI Sakaide	2024	-	Nippon Yusen Kaisha	
LNG	96000	Samsung HI	Nov-24	207.00	Undisclosed	
LNG	96000	Samsung HI	Jan-25	207.00	Undisclosed	
LNG	96000	Samsung HI	Jan-25	207.00	Undisclosed	
LNG	96000	Hudong Zhonghua	2024	-	United Liquefied Gas	
LNG	96000	Hudong Zhonghua	2024	-	United Liquefied Gas	
LNG	96000	Hudong Zhonghua	2024	-	United Liquefied Gas	
LNG	96000	Samsung HI	May-25	208.10	Undisclosed	
PRODUCTS	115000	Daehan Shipbuilding	May-23	-	Eastern Mediterranean Maritime	
PRODUCTS	115000	Daehan Shipbuilding	July-23	-	Eastern Mediterranean Maritime	
BULK	22500	Lixin Engineering	2023	-	Fuzhou Huaming Shpg	
BULK	63500	Oshima Shipbuilding	2024	-	Taiwan Navigation	
BULK	63500	Oshima Shipbuilding	2024	-	Taiwan Navigation	
BULK	63500	Chengxi Shipyard	Nov-23	-	Huaxia Financial	
BULK	63500	Chengxi Shipyard	2024	-	Huaxia Financial	
BULK	63500	Chengxi Shipyard	2024	-	Huaxia Financial	
BULK	63500	Chengxi Shipyard	2024	-	Huaxia Financial	
BULK	63500	Chengxi Shipyard	2024	-	Huaxia Financial	
BULK	63500	Chengxi Shipyard	2024	-	Huaxia Financial	
BULK	63500	Chengxi Shipyard	2024	-	Huaxia Financial	
BULK	63500	Chengxi Shipyard	2024	-	Huaxia Financial	
BULK	64000	Nantong COSCO KHI	Oct-23	-	Huaxia Financial	
BULK	64000	Nantong COSCO KHI	Dec-23	-	Huaxia Financial	
BULK	210000	Beihai Shipyard	2024	-	Bocimar NV	
BULK	210000	Beihai Shipyard	2024	-	Bocimar NV	
CONT	80000	Shanghai Waigaoqiao	2024	-	TS Lines	
CONT	80000	Shanghai Waigaoqiao	2024	-	TS Lines	

DEMOLITION MARKET

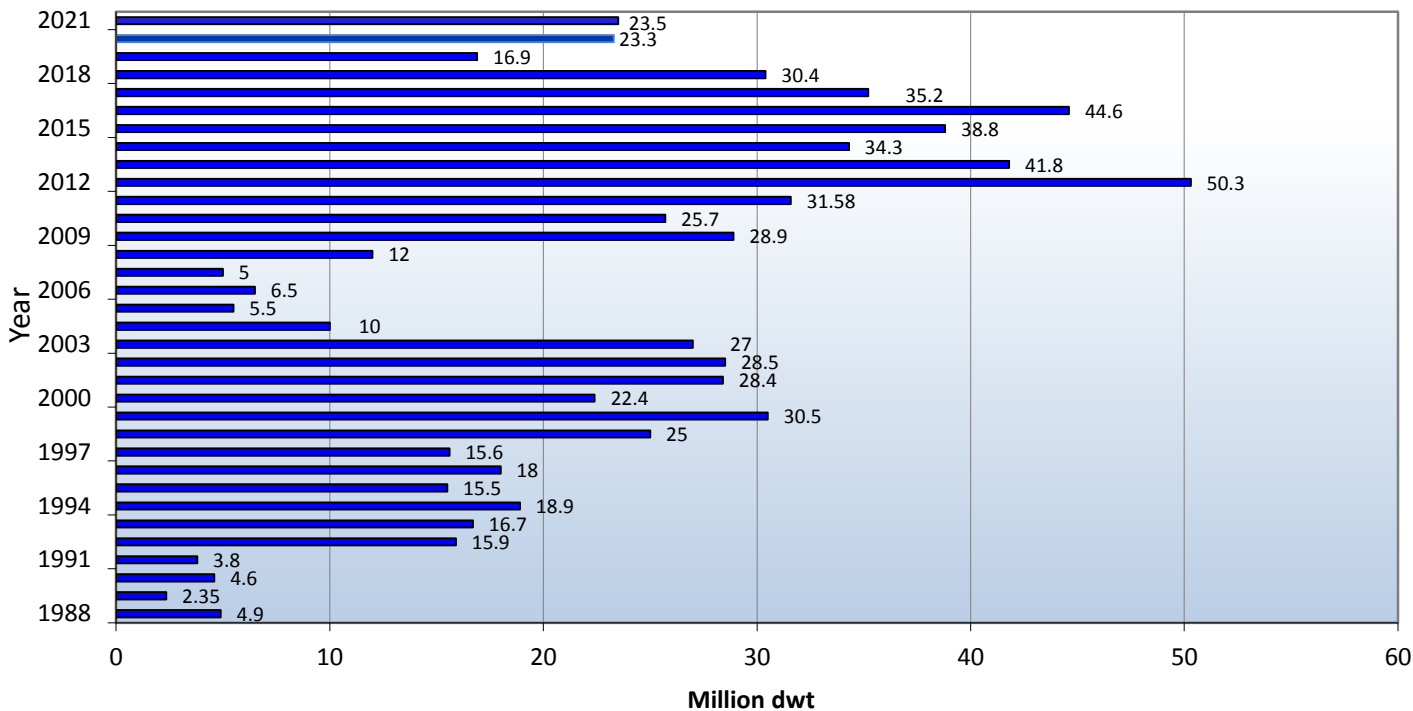
* MONTH'S END PRICES

Demolition Prices		
	Gen Cargo	Tanker
India	USD 560/lt Ldt	USD 575/lt Ldt
Bangladesh	USD 595/lt Ldt	USD 605/lt Ldt
Pakistan	USD 585/lt Ldt	USD 600/lt Ldt
Turkey	USD 320/lt Ldt	USD 330/lt Ldt

Demolition Historical Data

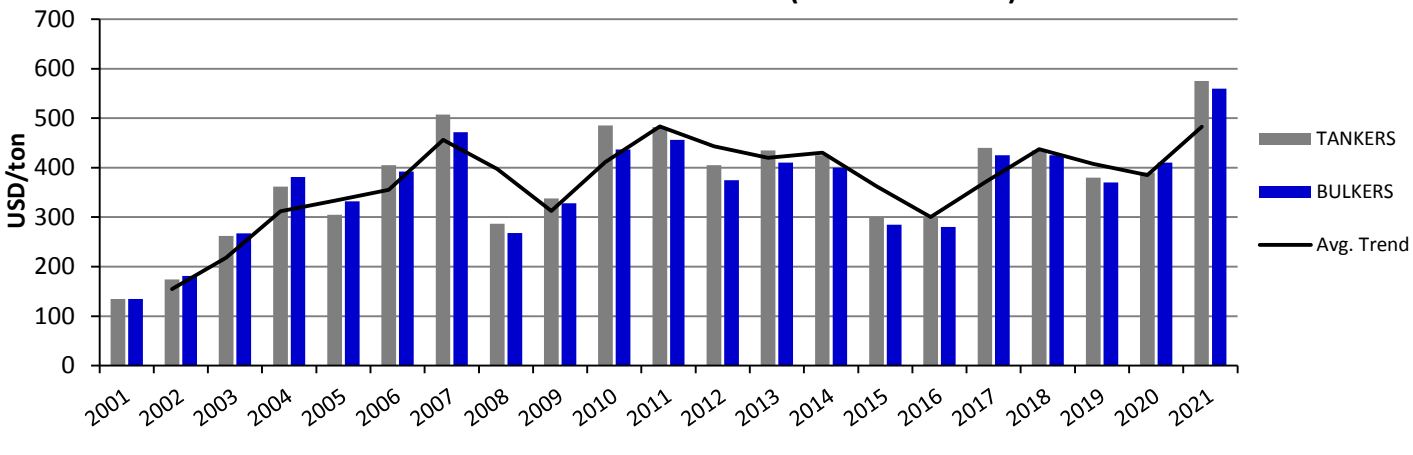


Total Demolition (Dwt)



* Bss reported sales

Historical Demolition Prices (India Year's End)



HISTORICAL DEMOLITION PRICES (*Indian Year's End)

	2003	2004	2005	2006	2007	2008	2009	2010	2011	2012	2013	2014	2015	2016	2017	2018	2019	2020	CURR
WET	262	362	302	405	507	287	338	485	482	405	435	425	300	300	440	435	380	410	575
DRY	267	381	332	392	472	268	328	437	456	375	410	400	285	280	425	425	370	390	560

India

<i>TYPE</i>	<i>NAME</i>	<i>DWT</i>	<i>BLT</i>	<i>LDT</i>	<i>PRICE \$/LDT</i>	<i>COMMENTS</i>
TUG	TRUE GIFT	757	1971	-	-	-
TANK	SWIFTCHEM	16150	1995	4489	-	-
TANK	MAPLE	19386	1998	5409	-	-
TANK	NAVION STAVANGER	148729	2003	24874	-	-

Bangladesh

<i>TYPE</i>	<i>NAME</i>	<i>DWT</i>	<i>BLT</i>	<i>LDT</i>	<i>PRICE \$/LDT</i>	<i>COMMENTS</i>
CONT	DA FA	3276	1991	-	-	-
TANK	SEA FORTUNE	3368	1984	-	-	-
TANK	SUN WO	3398	1996	1225	-	-
TANK	YUAN SHENG	4999	1992	1880	-	-
TANK	CHANG LI	9141	1994	2771	-	-
TANK	EVER LUCK	11131	1998	3683	-	-
TANK	CHEMTRANS STAR	63331	2000	13310	-	-
TANK	POLAR ROCK	105274	1996	16159	645	-
TANK	BULL KALIMANTAN	106548	2002	16099	-	-
TANK	OCEAN RUBY	153152	1997	22029	599	-

Pakistan

<i>TYPE</i>	<i>NAME</i>	<i>DWT</i>	<i>BLT</i>	<i>LDT</i>	<i>PRICE \$/LDT</i>	<i>COMMENTS</i>
TANK	LEEN	4990	1996	1095	-	-
TANK	QUBAA	106681	1998	16668	615	-

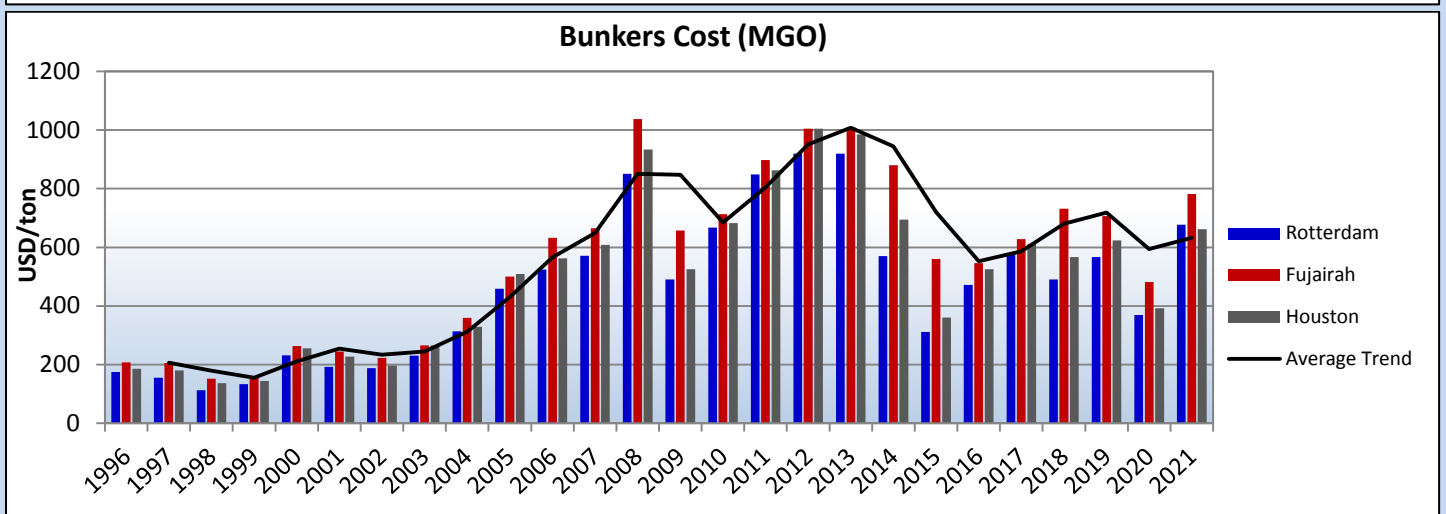
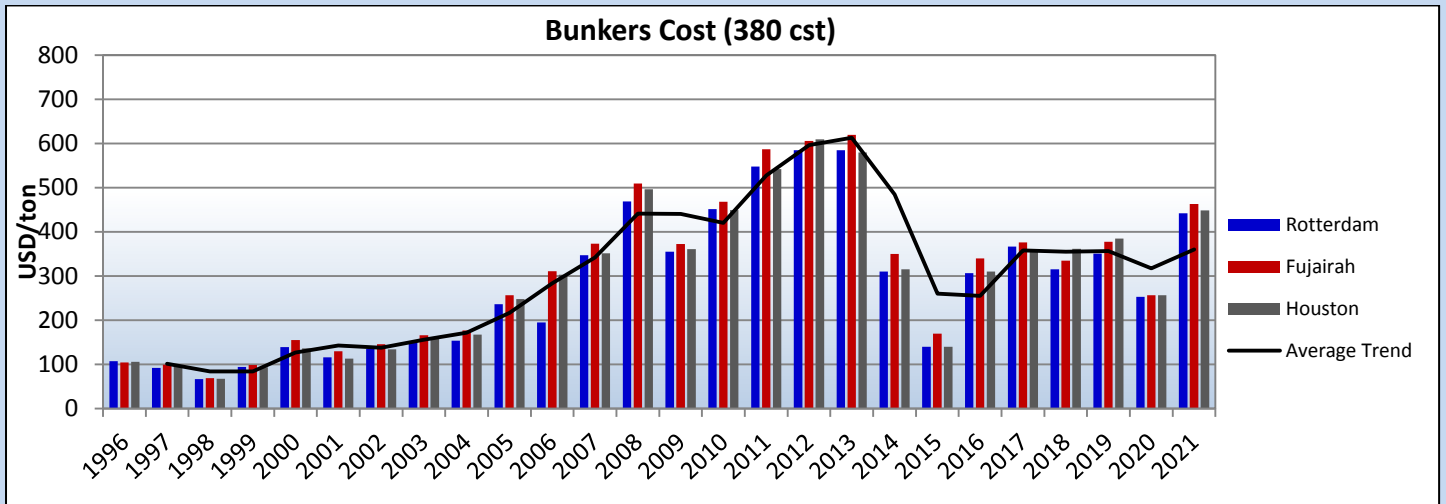
Turkey

<i>TYPE</i>	<i>NAME</i>	<i>DWT</i>	<i>BLT</i>	<i>LDT</i>	<i>PRICE \$/LDT</i>	<i>COMMENTS</i>
OFFSH	GSP ORION	3003	1983	-	-	-

Other

<i>TYPE</i>	<i>NAME</i>	<i>DWT</i>	<i>BLT</i>	<i>LDT</i>	<i>PRICE \$/LDT</i>	<i>COMMENTS</i>
TANK	TOWDAH HANA	2458	1992	950	950	S.KOREA BUYERS
RORO	HOLGER DANSKE	905	1976	-	-	DANNISH BUYERS
RORO	BANDA SEA	22239	1982	-	440	AS IS USA
BULK	ST.CLAIR	45468	1976	8752	-	CANADIAN BUYERS
TANK	SEA LATITUDE	309285	2001	43705	-	AS IS BATAN

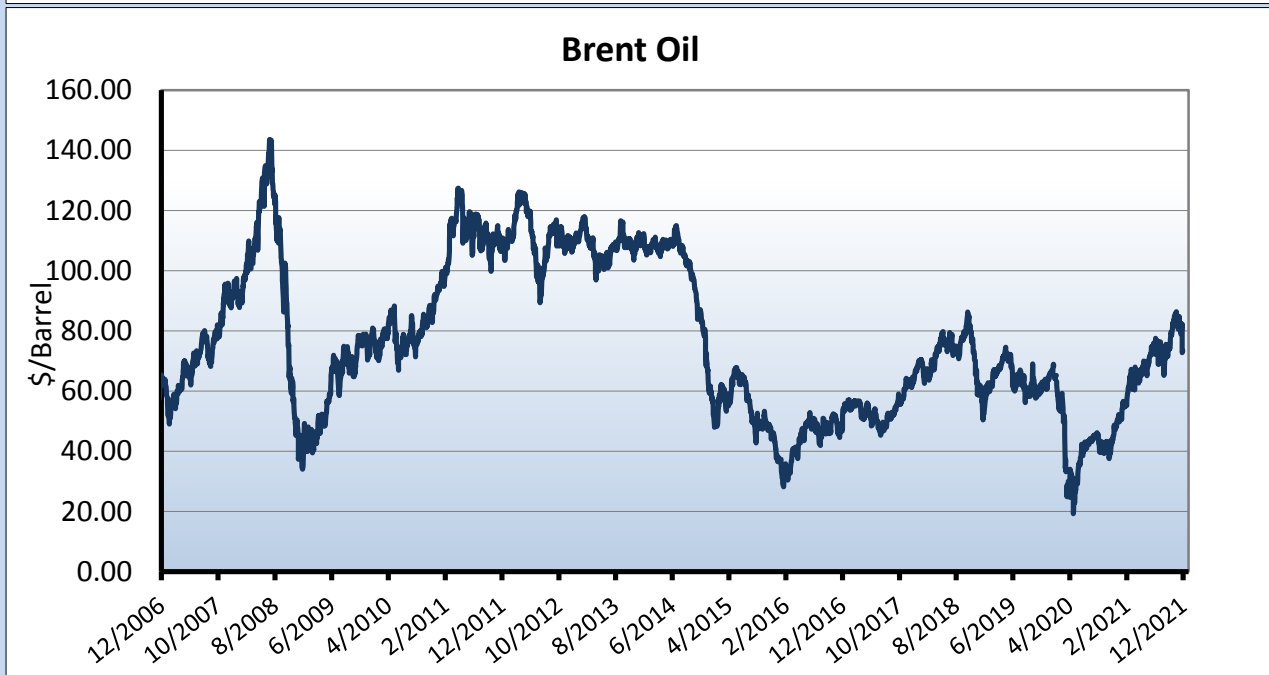
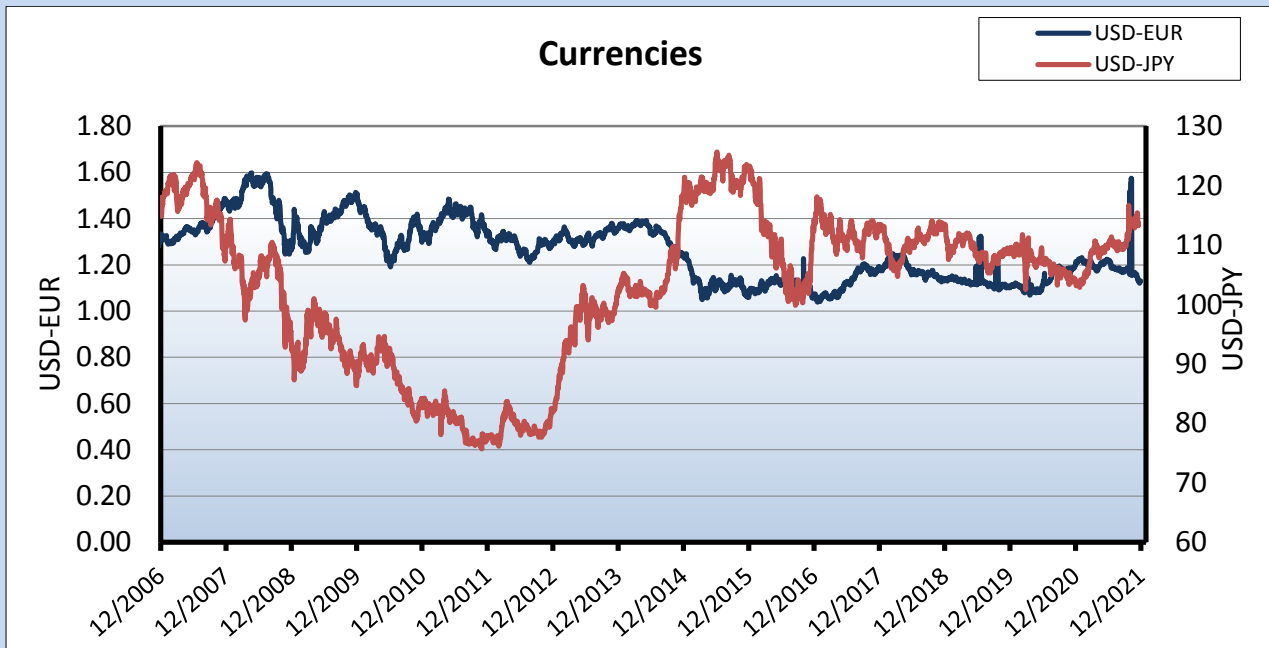
HISTORICAL BUNKER PRICES



	HISTORICAL BUNKER PRICES					
	Rotterdam		Fujairah		Houston	
	380 cst	MGO	380 cst	MGO	380 cst	MGO
1994	86	133.2	80.9	182.6	80.8	148.8
1995	97	140.6	94.6	175.8	93.2	148
1996	107	175.1	104.4	207.5	105.8	186
1997	92	155.4	99.3	205.6	97.3	179.9
1998	66.5	112.2	69.2	152.2	67.2	136.9
1999	94	133	98.5	157.2	93.3	143.9
2000	139	231.6	155.3	263.5	136	255.7
2001	116	192.4	129.7	244.7	112.8	227.5
2002	135	188.2	145.9	222.8	134	196
2003	151	230.4	166.3	265.2	160.2	265.1
2004	154	313.4	176.7	359.3	167.3	328.7
2005	236	458.4	256.6	500.1	248.3	508.5
2006	195	524.1	310.9	631.8	303	562.3
2007	347	571.3	373.7	664.7	351.8	608.6
2008	469	850.7	509.4	1037.7	496.8	933.2
2009	355	490.6	372.8	657	360.7	525
2010	452	667.1	468.2	712.9	449.3	683
2011	548	848.6	587.5	897.5	542.1	862.4
2012	585	920	606	1005	610	1005
2013	585	920	620	1010	580	985
2014	310	570	350	880	315	695
2015	140	311	170	560	140	360

2016	307	472	340	546	310	525
2017	367	579	376	627.5	356	612
2018	315	490	335	732	362	567
2019	290.4	607.2	290.3	760.3	342	647.8
2020	302	426	312	474	296	461.75
29-12-2021	442.50	677	463	782	449	661.50

MARKET INDICATORS



	GBP	CAD	EUR	JPY	CHF	USD	AUD
GBP	1	1.725508	1.189653	155.254892	1.235192	1.349713	1.859055
CAD	0.579530	1	0.689448	89.975627	0.715827	0.782251	1.077506
EUR	0.840516	1.450320	1	130.510406	1.038348	1.134641	1.562850
JPY	0.006441	0.011113	0.007662	1	0.007956	0.008694	0.011977
CHF	0.809469	1.396742	0.963026	125.684834	1	1.092807	1.505256
USD	0.740857	1.278346	0.881312	115.013211	0.915059	1	1.377516
AUD	0.537933	0.928263	0.639997	83.523071	0.664422	0.726031	1

* 29/11/2021 values

STOCK WATCH

NAME	TICKET	THIS MONTH*	LAST MONTH	CHANGE %	52w HIGH	52w LOW
Capital Product Partners	CPLP	15.96	15.91	0.31%	17	7.69
Diana Shipping Inc.	DSX	3.86	4.45	-13.26%	6.36	1.83
Dynagas LNG Partners LP	DLNG	2.84	3.06	-7.19%	3.72	2.26
Eagle Bulk Shipping Inc.	EGLE	44.83	41.34	8.44%	56.47	18.41
Euroseas Ltd.	ESEA	24.46	26.42	-7.42%	39.17	5.29
Costamare Inc.	CMRE	12.45	12.43	0.16%	16.72	7.7
Navios Maritime Holdings	NM	3.58	4.68	-23.50%	15.42	2.11
GasLog Ltd.	GLOG	25.53	25.62	-0.35%	25.95	23.15
Safe Bulkers Inc.	SB	3.68	3.79	-2.90%	5.44	1.3
Star Bulk Carriers Corp.	SBLK	21.47	21.83	-1.65%	26	8.52
Stealthgas Inc.	GASS	2.16	2.57	-15.95%	3.32	2.16
TEN Inc.	TNP	7.25	7.24	0.14%	12.29	6.75
TOP Ships Inc.	TOPS	0.86	1.1	-21.82%	3.89	0.82
Danaos Corporation	DAC	71.02	71.44	-0.59%	89.41	20.16

* 29/12/2021 closing values

~~~~~

Disclaimer: Information and data that appear in this report have been obtained from various sources which are believed to be correct and reliable. However, Athenian Shipbrokers S.A. does not guarantee their accuracy or completeness and therefore cannot be held liable for any loss incurred as a result of reliance in any way whatsoever on the information contained herein.

Kind Regards,



**ATHENIAN SHIPBROKERS S.A.**