



ATHENIAN SHIPBROKERS S.A.

107-109, Vas. Pavlou Str., GR 166 73, Voula, Athens, Greece

Tel: +30 210 9659700 - Fax: +30 210 8996040

Email S & P : athenian@atheniansa.gr

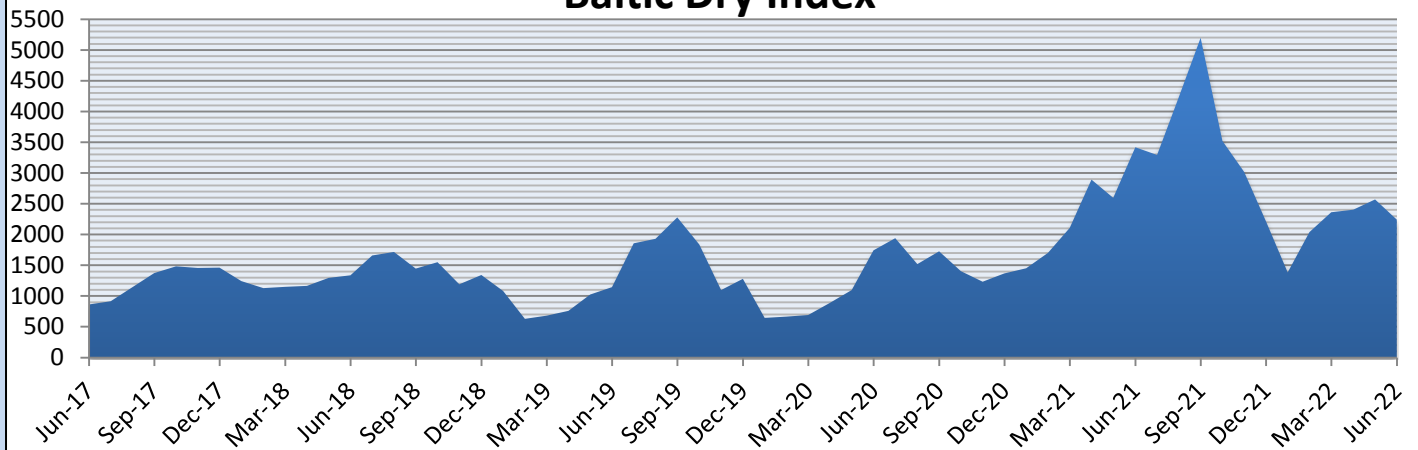
Email Chartering : chartering@atheniansa.gr

www.atheniansa.gr

JUN 2022

MONTHLY REPORT

Baltic Dry Index



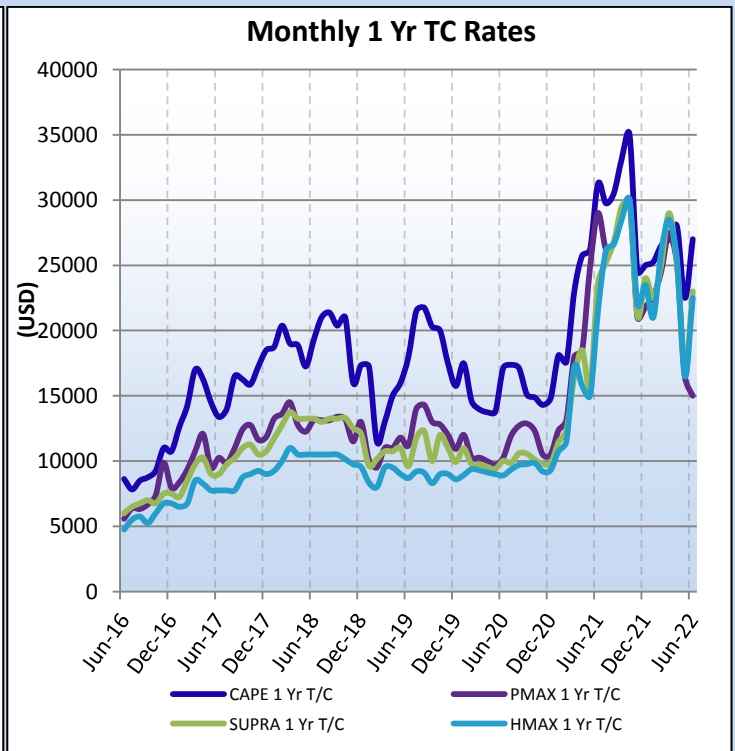
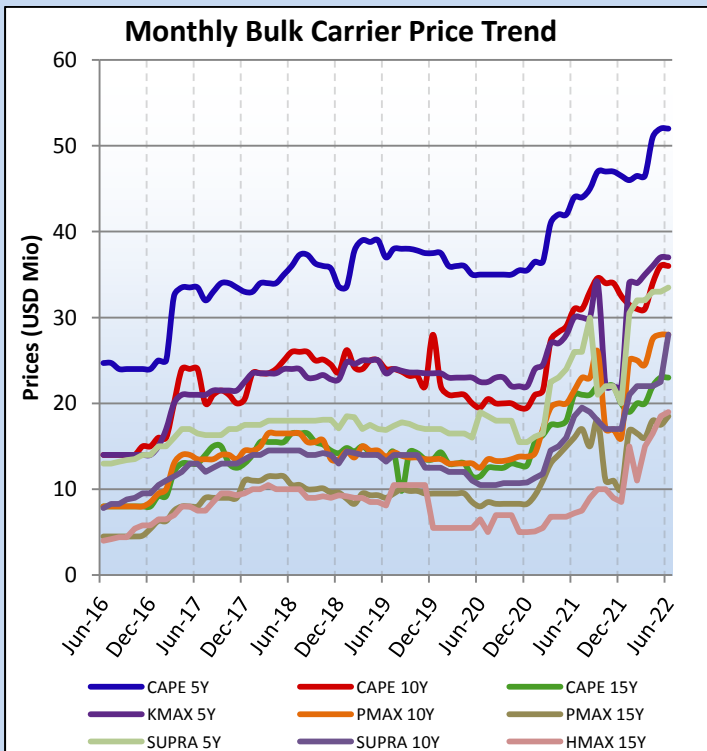
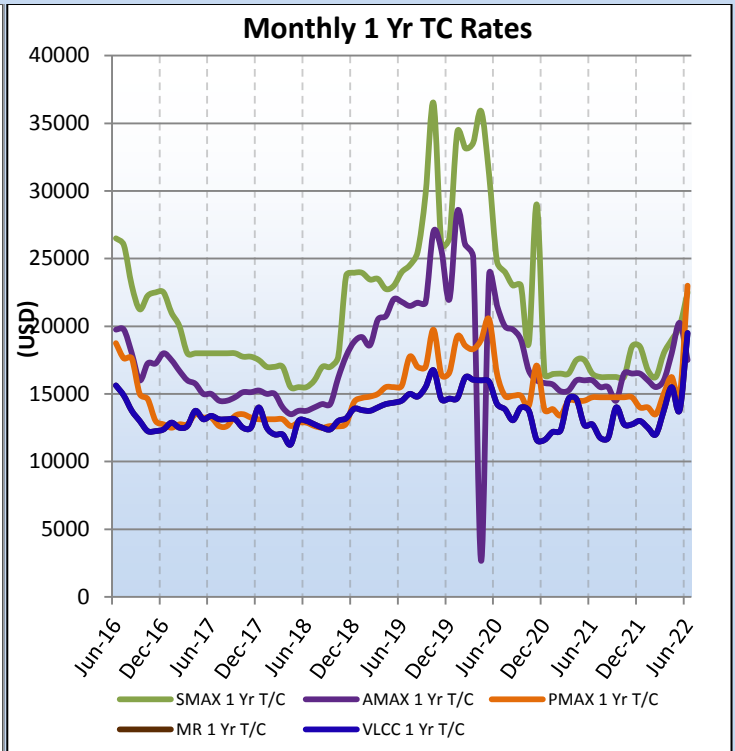
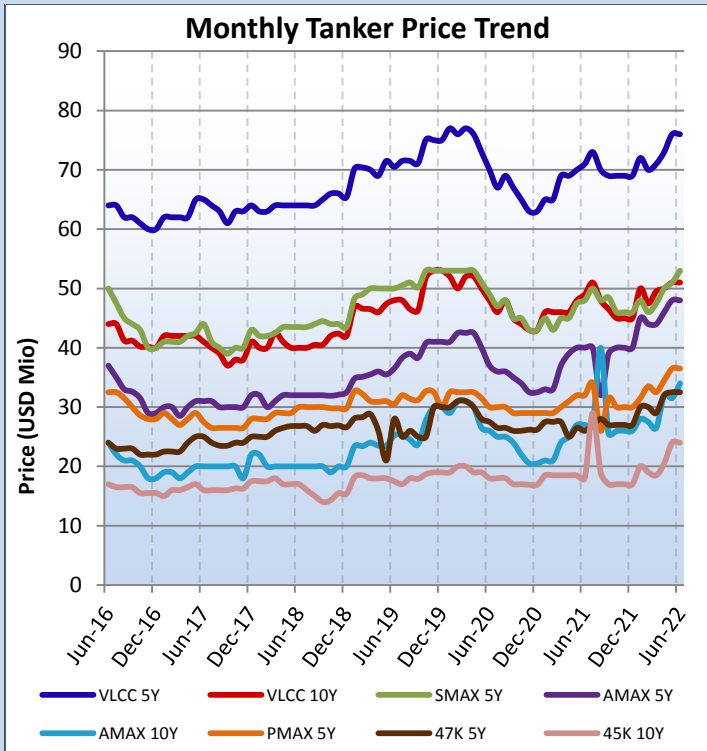
PRICES TANKERS (\$ MIO)

* Prices reflect Year's End	2016	2017	2018	2019	2020	2021	JUN-22
VLCC 5Y	60	64	63	75	63	69	76
VLCC 10Y	40	41	40	53	43	45	51
SUEZMAX 5Y	40	43	42	53	42	46	53
AFRAMAX 5Y	29	32	32	41	42.5	40	48
AFRAMAX 10Y	18	22	22	30	28.3	26	34
PANAMAX 5Y	28	28	28	30	29.5	30	36.5
51K 5Y	22	25	27.5	30	26.5	27	32.5
47K 10Y	15.5	17.5	16.5	19	17.5	17	24

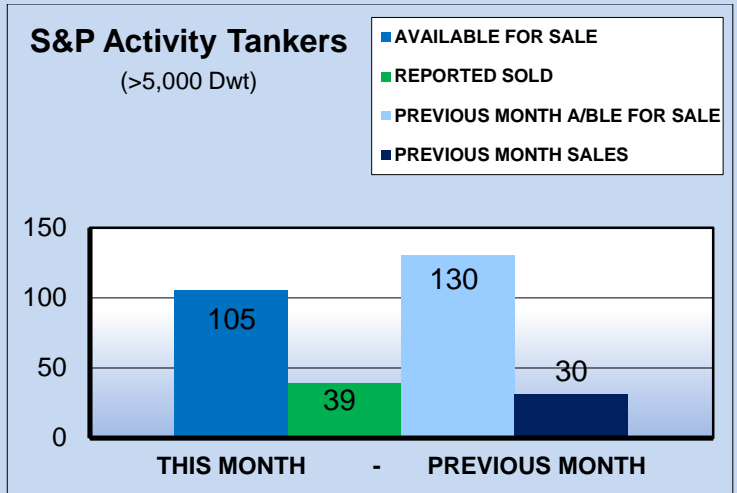
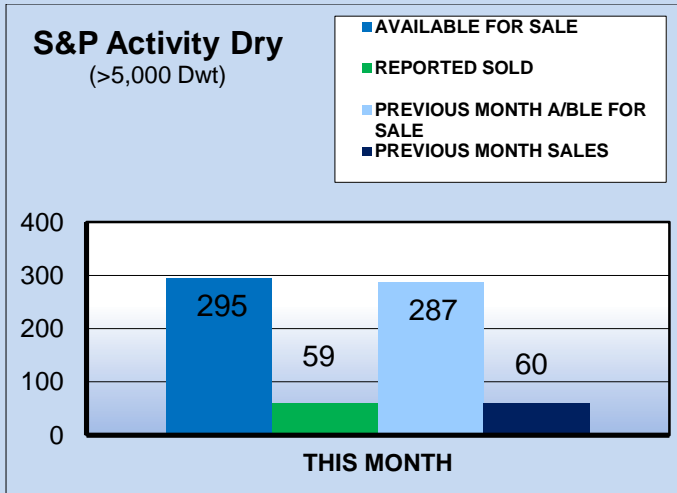
PRICES BULKERS (\$ MIO)

* Prices reflect Year's End	2016	2017	2018	2019	2020	2021	JUN-22
CAPE SIZE 5Y	24	33	33	37.5	35.3	46.5	52
CAPE SIZE 10Y	15	20.5	23.5	22	19	32.5	36
CAPE SIZE 15Y	8	13	14	13.5	12	20	23
KAMSARMAX 5Y	14	22.5	23.5	23.5	21.8	32	37
KAMSARMAX 10Y	8.5	14.5	14.5	13.5	13.5	22	28
PANAMAX 15Y	5.4	11	9	9.5	8.8	16	18.5
PANAMAX 20Y	3.6	6.5	6.5	6	5.7	10	11
ULTRAMAX 5Y	14	17.5	18	17	17.3	29	33.5
SUPRAMAX 10Y	9.5	13.5	14	12.5	10.5	20	22
HANDYMAX 5Y	12.2	14.3	15	16.7	14.5	24	28
HANDYMAX 10Y	7	10.5	11.8	9.2	8.7	17	19

SECOND HAND SALES & CHARTER FIXTURE TRENDS

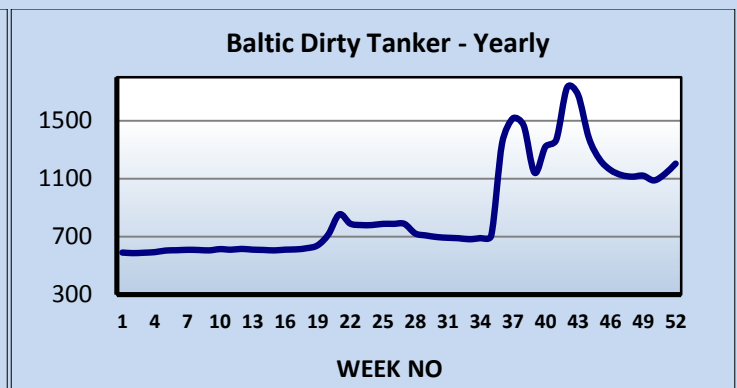
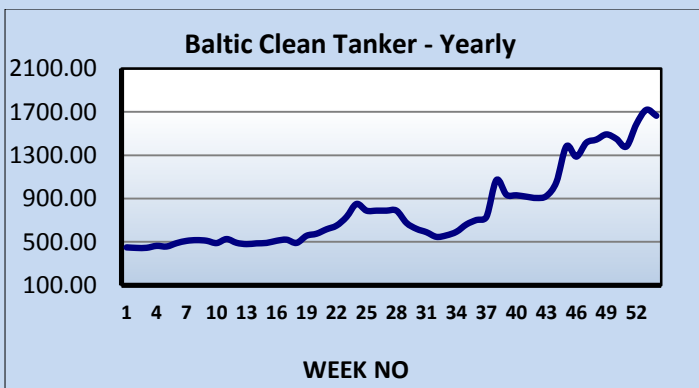


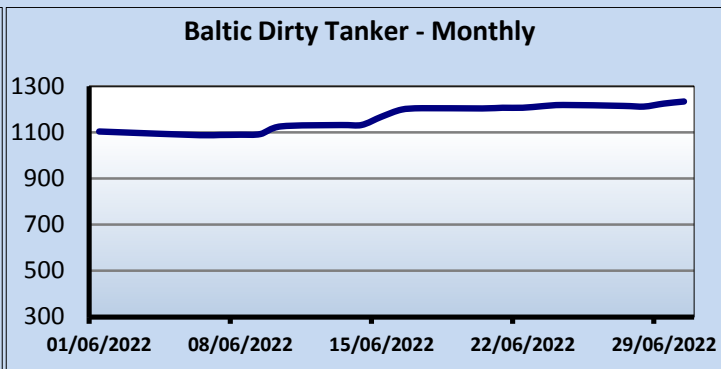
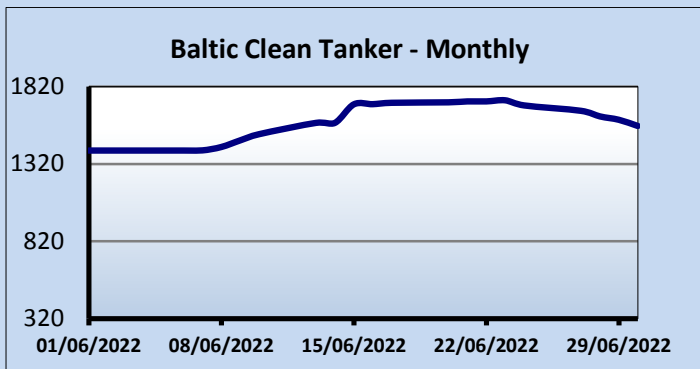
SECOND HAND TONNAGE MARKET



* Excluding demolition sales

Sale and Purchase Market							
Ship Type	Jan-22	Feb-22	Mar-22	Apr-22	May-22	Jun-22	Total
BULK	67	65	71	68	47	45	363
TANK	70	28	27	50	34	39	248
GAS	17	8	5	3	15	1	49
CONT	18	30	14	2	14	14	92
TWEEN/MPP	0	0	0	0	0	0	0
REEF	0	0	1	1	0	3	5
RORO	3	1	2	3	0	1	10
FERRY	0	1	0	0	0	0	1
CRUISE	0	1	0	0	1	4	6
Total	175	134	120	127	111	107	774



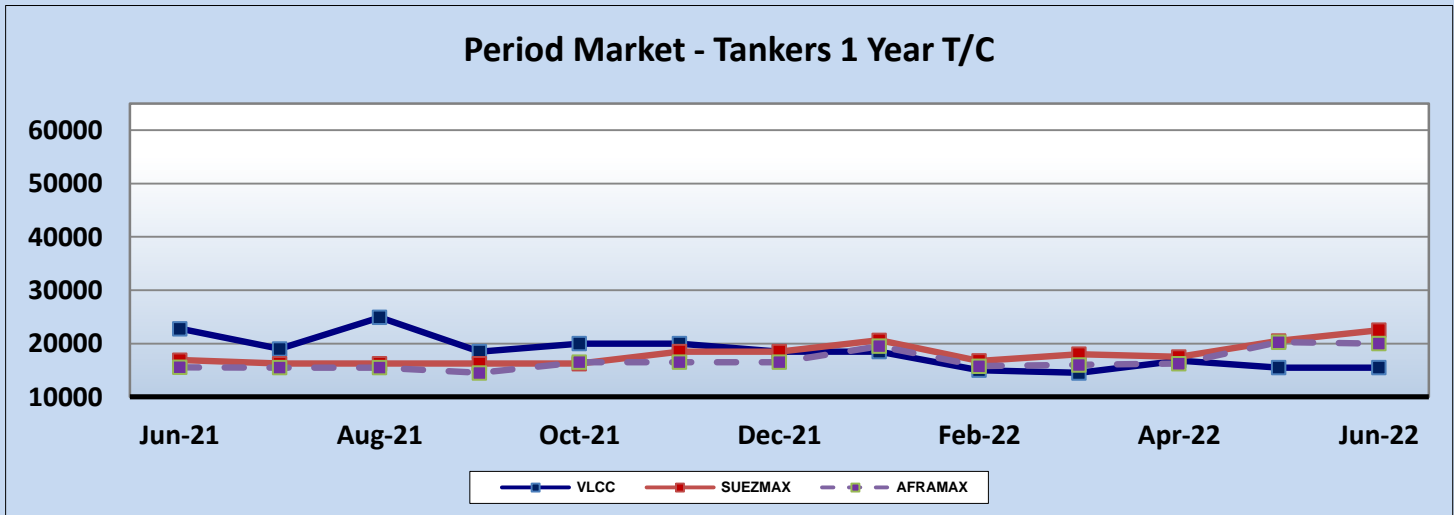
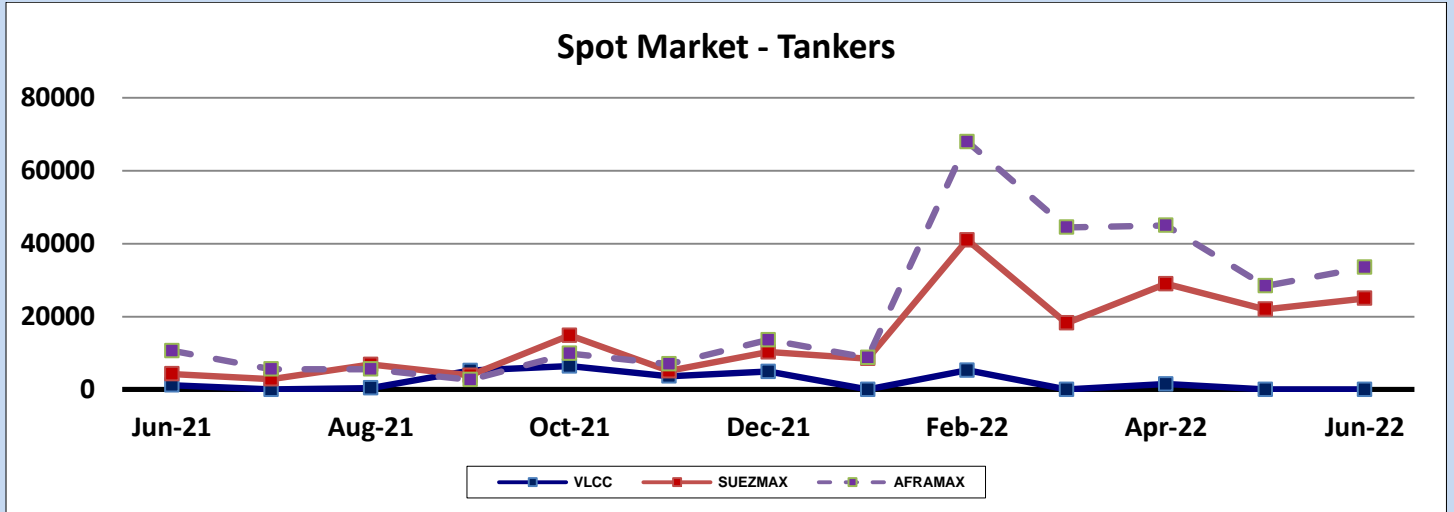


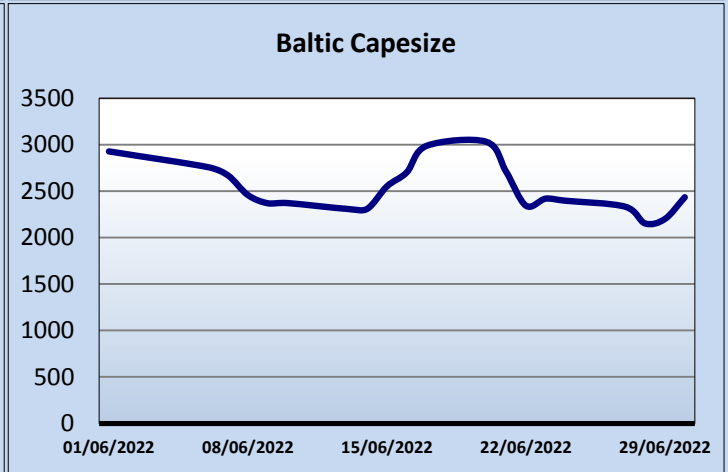
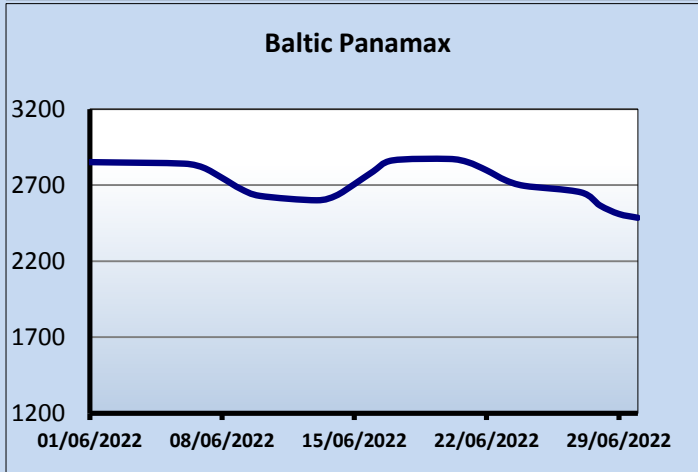
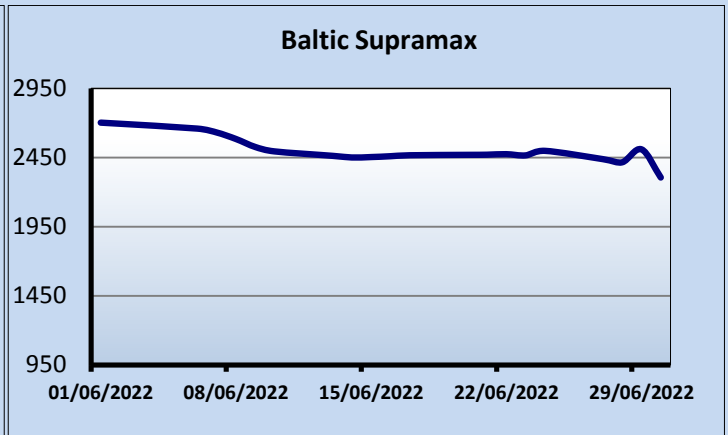
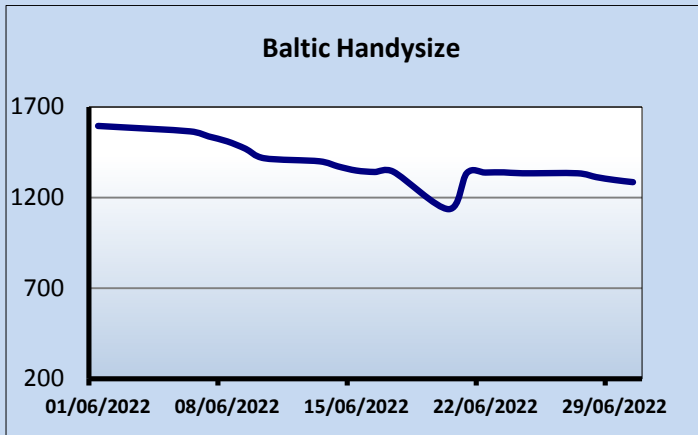
TANKER SALES

NAME	DWT	BLT		PRICE \$ (MIO)	BUYER
TAECHANG PEARL	1910	1996	JAPAN	-	KOREAN BUYERS
BALTIC COMMANDER I	37418	2000	KOREA	5.8	TURKISH BUYERS
NORDIC MOON	160200	2002	KOREA	16	UNDISCLOSED
SANMAR SOPRANO	45861	2002	JAPAN	6.1	UNDISCLOSED
BIANCA AMORETTI	29524	2003	CHINA	6	UNDISCLOSED
SABREWING	49323	2004	JAPAN	9.5	CHINESE BUYERS
MISS CLAUDIA	40158	2006	KOREA	11.5	UNDISCLOSED
GODAM	113553	2006	KOREA	22	UNDISCLOSED
NEPTUN	307284	2007	CHINA	63	ENBLOC BSS
NUCLEUS	307284	2007	CHINA		CL. OF SINOKOR MERCHANT
CYGNUS	51218	2007	KOREA	30	ENBLOC BSS
SEXTANS	51215	2007	KOREA		EUROPEAN BUYERS
JAL SASVATA	46590	2009	JAPAN	17	UNDISCLOSED
DUQM	310084	2008	JAPAN	39	UNDISCLOSED
STOLT GROENLAND	43478	2009	UKRAINE	-	KOREA BUYERS
MARVIN STAR	157985	2009	KOREA	26.4	TRANSMED SHIPPING
RUMFORD	107505	2012	JAPAN	32.7	GREEK BUYERS
ELEKTRA	52422	2012	CHINA	18	SINGAPORE BUYERS
PANGNIU	24202	2017	CHINA	20.6	UNDISCLOSED
SEACROWN I	40039	2003	KOREA	8.5	CL. OF TRANSGAS SHPG LINES
KOHO I	301045	2002	JAPAN	28.5	UNDISCLOSED
SEA BEACH	106138	2003	JAPAN	16	UNDISCLOSED
ANGELICA SCHULTE	106443	2005	JAPAN	19.5	UNDISCLOSED
CHALLENGE PASSAGE	48658	2005	JAPAN	12.8	UNDISCLOSED
CHEM VENUS	19888	2004	JAPAN	9.9	UNDISCLOSED
CHEM EAGLE	25421	2008	KOREA	9	UNDISCLOSED
CELSIUS RICHMOND	50083	2010	JAPAN	19.5	UNDISCLOSED
HAFNIA RAINIER	40012	2004	JAPAN	10	UNDISCLOSED
CARLTON	115635	2004	KOREA	22	CHINESE
STORVIKEN	152013	2006	KOREA	23.5	GREEK
BALTIC FAVOUR	37105	2006	KOREA	12	UNDISCLOSED
MAERSK BORNEO	29013	2007	CHINA	11.8	UNDISCLOSED
HAFNIA VICTORIA	40016	2007	JAPAN	12.5	UNDISCLOSED
ENERGY CENTURION	74995	2008	KOREA	18	GREEK BUYERS
ENERGY PANTHER	46846	2008	KOREA	16	UNDISCLOSED
MARAN SAGITTA	105071	2009	KOREA	27.58	PERFORMANCE SHIPPING
HUNTER FREYA	299995	2020	KOREA	383	ENBLOC BSS
HUNTER DISEN	299995	2020	KOREA		
HUNTER IDUN	299995	2020	KOREA		
HUNTER FRIGG	299995	2020	KOREA		UNDISCLOSED

GAS SALES

<i>NAME</i>	<i>DWT</i>	<i>BLT</i>		<i>CBM</i>	<i>PRICE \$ (MIO)</i>	<i>BUYER</i>
GOLAR TUNDRA	87159	2015	KOREA	166809	350	CL. OF SNAM SpA



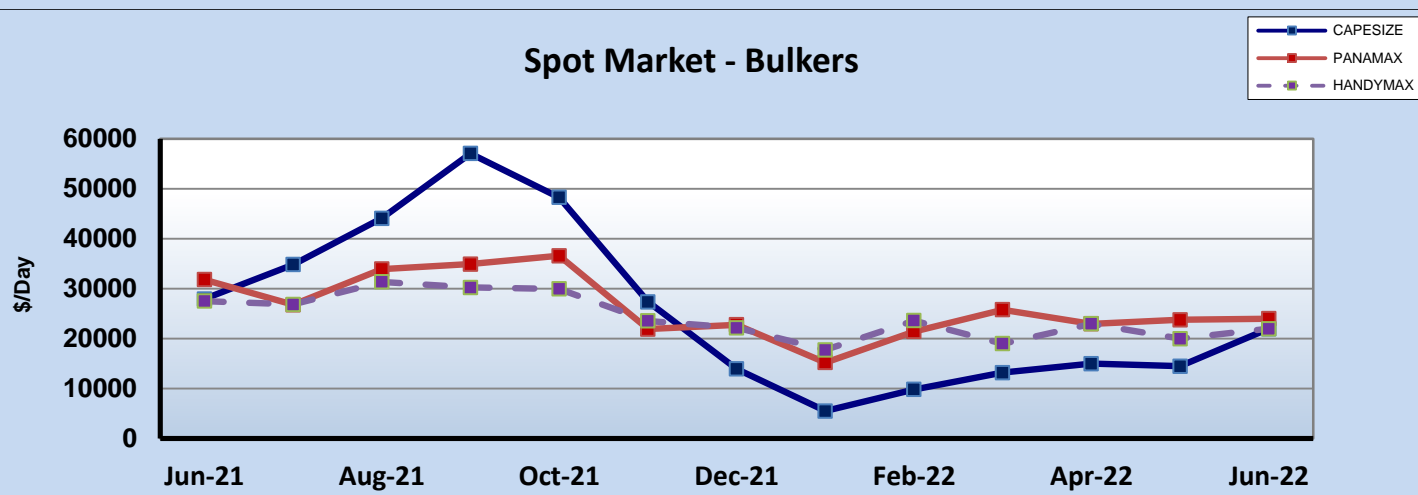


BULKER SALES

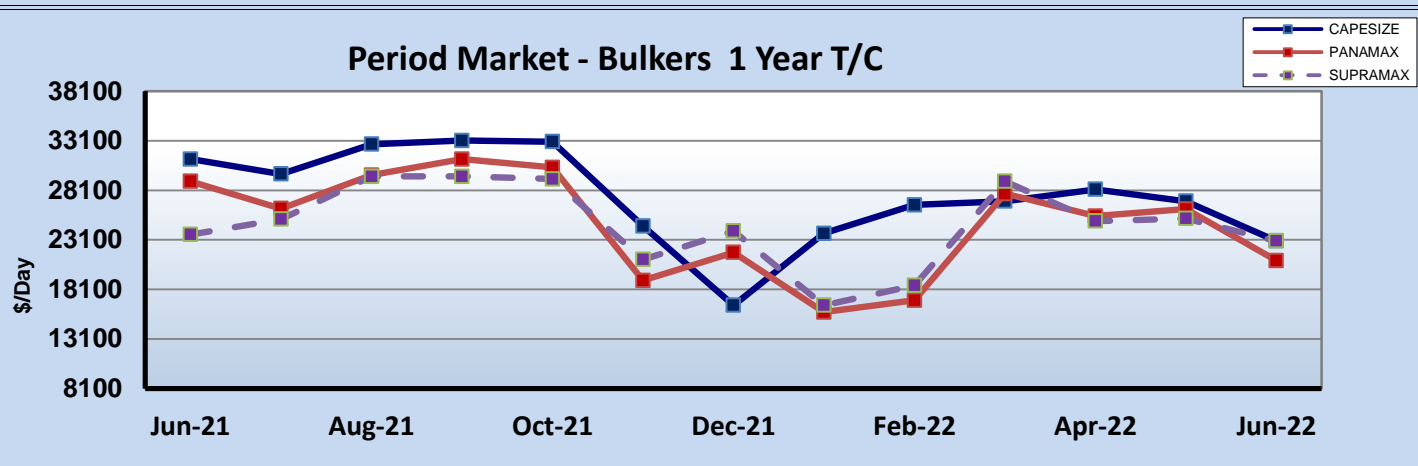
NAME	DWT	BLT		GEAR	PRICE \$ (MIO)	BUYER
ZHONG LIANG HUA DONG	46513	2001	JAPAN	4 x 30	11.9	UNDISCLOSED
ZHONG LIANG HUA NAN	74786	2001	CHINA	-	13.25	CHINESE BUYERS
CETUS STAR	33773	2004	JAPAN	4 x 30	12.7	CHINESE BUYERS
ASOMATOS	28498	2003	JAPAN	4 x 30.5	11.5	UNDISCLOSED
ELIM JOYCE	77834	2004	CHINA	-	14.9	CHINESE BUYERS
CASSIOPEIA STAR	32328	2005	JAPAN	4 x 30	13.3	TURKISH BUYERS
ORIENT PRIMA	76596	2005	JAPAN	-	17	UNDISCLOSED
CONCEPTION LIGHT	32256	2007	JAPAN	4 x 30.5	16	UNDISCLOSED
CANOPUS	28515	2006	JAPAN	4 x 30.5	13	UNDISCLOSED
ES SAKURA	76596	2007	JAPAN	-	18	UNDISCLOSED
SUPER KATE	32162	2008	JAPAN	4 x 30	16.5	UNDISCLOSED
VAN FORTUNE	56847	2009	CHINA	4 x 30	16.5	CLIENTS OF HNA
GOLDEN MAPLE	32527	2009	CHINA	4 x 30	14	CHINESE BUYERS
ROSEBANK	177029	2010	CHINA	-	27.5	UK BUYERS
ADRIATIC PEARL	37294	2012	CHINA	4 x 30	19.8	EUROPEAN BUYERS
OSIOS DAVID	55831	2012	JAPAN	4 x 30	23	UNDISCLOSED
NORDIC SEOUL	35882	2017	CHINA	4 x 30	51	ENBLOC BSS
NORDIC BUSAN	35800	2018	CHINA	4 x 30		PRECIOUS SHIPPING
JAL SHAKTI	69925	1995	JAPAN	4 x 30	7.5	CHINESE BUYERS
AGIA SKEPI	73018	1999	KOREA	-	11	UNDISCLOSED
EMILIA	53098	2002	JAPAN	4 x 30	13.9	CHINESE BUYERS
CARDINAL	55408	2004	JAPAN	4 x 30	15.8	CHINESE BUYERS
ORIENT BEAUTY	76598	2005	JAPAN	-	17.25	INDONESIAN BUYERS
BALTIMORE	177243	2005	JAPAN	-	22	OCEANPAL
CL ANTWERP	33687	2010	CHINA	4 x 35	16.5	UNDISCLOSED
CLEMENS OLDENDORFF	92759	2012	CHINA	-	43.3	ENBLOC BSS
CONSTANTIN OLDENDORFF	92762	2012	CHINA	-		UAE BUYERS
BAO PROGRESS	56729	2011	CHINA	4 x 30	17.6	GREEK BUYERS
ANNE METTE BULKER	38118	2012	JAPAN	4 x 30	22.85	DEVBULK SHIPPING
ANSAC COLUMBIA	37993	2017	JAPAN	4 x 30.5	28.9	UNDISCLOSED
NORD LUNA	82303	2020	CHINA	-	37.8	GREEK BUYERS

NORD LYRA	82318	2020	CHINA	-	37.8	NCC
VICJOUR ACE	50209	2001	JAPAN	4 x 30	13.3	UNDISCLOSED
HAYAMA STAR	52900	2006	JAPAN	4 x 30	17.5	CHINESE
IDC FALCON	55803	2006	JAPAN	4 x 30.5	18.2	MIDDLE EASTERN BUYERS
IGNAZIO	58126	2010	PHILLIPINES	4 x 30	19	CHINESE BUYERS
SAGARJEET	58079	2009	CHINA	4 x 30	18.4	CHINESE BUYERS
EVA BULKER	38140	2012	JAPAN	4 x 30	23	GREEK BUYERS
MAJESTIC SKY	81949	2014	JAPAN	-	32.5	GREEK BUYERS
SUNNY HORIZON	56686	2012	CHINA	4 x 30	17.42	UNDISCLOSED (auction)
TEAM HOPE	37196	2012	KOREA	4 x 30	19.5	DADAYLILAR SHIPPING

Spot Market - Bulkers



Period Market - Bulkers 1 Year T/C



CONTAINER SALES

NAME	DWT	BLT		GEAR	TEU	PRICE \$ (MIO)	BUYER
PARIS II	77941	2001	KOREA	-	6627		ENBLOC BSS
LYON II	77946	2001	KOREA	-	6627		CLIENTS OF MSC
SEAMAX DARIEN	105446	2003	KOREA	-	-	300	ENBLOC BSS
SEAMAX BRIDGEPORT	105436	2003	KOREA	-	-		
SEAMAX GREENWICH	101847	2004	KOREA	-	-		
SEAMAX NEW HAVEN	100887	2005	KOREA	-	-		
SEAMAX FAIRFIELD	101411	2006	KOREA	-	8208		
ARCHIMIDIS	103717	2006	KOREA	-	-	130	ENBLOC BSS
AGAMEMNON	103772	2007	KOREA	-	8266		UNDISCLOSED
KOTA SEGAR	39382	2006	KOREA	-	2824	45	CMA - CGM
ZIM CONSTANZA	50106	2010	CHINA	-	4250	144	ENBLOC BSS

ZIM TARRAGONA	50088	2010	CHINA	-	4250		CMA – CGM
EASTWAY MALMSEY	46131	2011	CHINA	-	3421	65	SAFEEN FEEDERS
MOUNT KELLETT	23367	2017	CHINA	2 x 45	1730	40	CMA – CGM

Ro-Pax / Fast Ferries SALES

NAME	GT	BLT		Pax	PRICE \$(MIO)	BUYER
AIDAVITA	42289	2002	GER	1582	-	UNDISCLOSED

CRUISE SALES

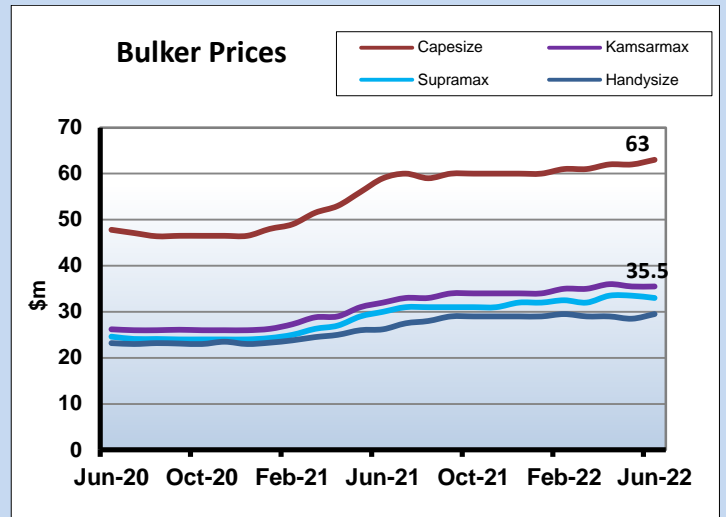
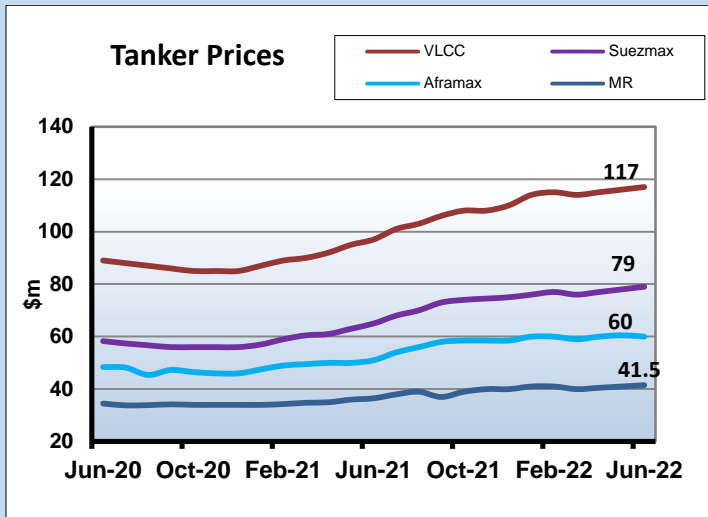
NAME	GT	BLT		Pax	PRICE \$ (MIO)	BUYER
CRYSTAL SYMPHONY	51044	1995	TUR	1010	25 (auction)	UNDISCLOSED
CRYSTAL SERENITY	68870	2003	FRA	1140	103 (auction)	UNDISCLOSED
CRYSTAL ENDEAVOR	20449	2021	GER	200	-	CL. OF SILVERSEA CRUISE

Ro-Ro SALES

NAME	GT	BLT		Pax	PRICE \$ (MIO)	BUYER
SHURI	9813	2002	JAPAN	-	JPY700	UNDISCLOSED

OFFSHORE SALES

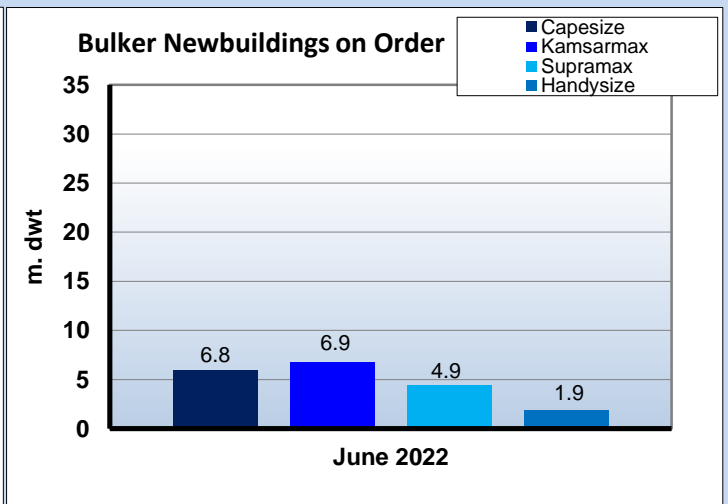
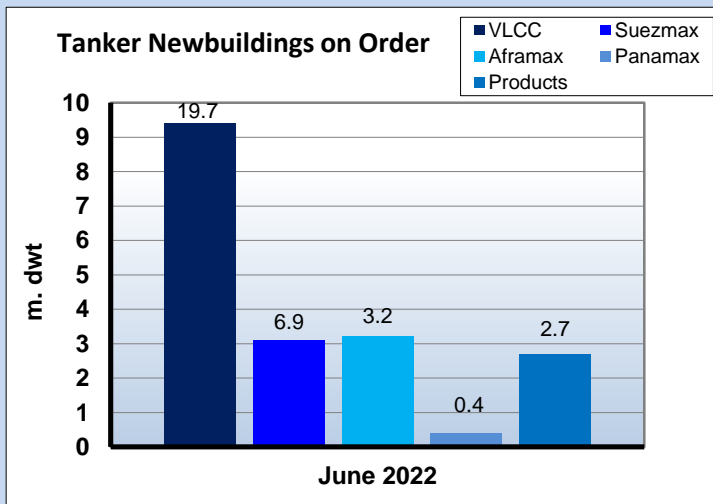
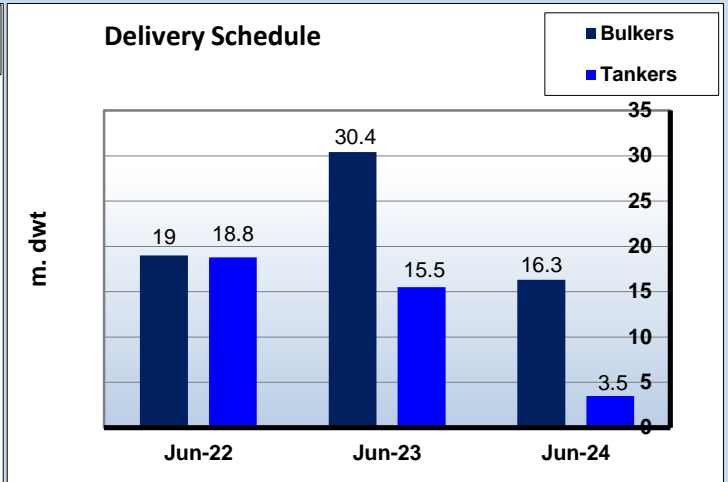
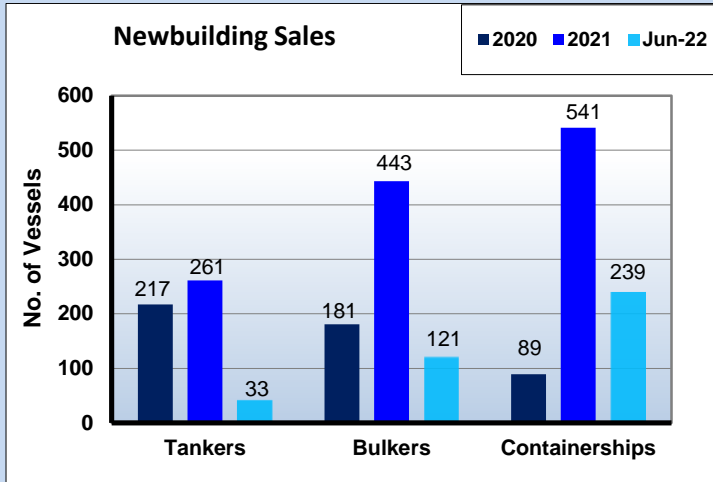
NAME	GT	BLT		BOLL. PULL	PRICE \$ (MIO)	BUYER
ANNE CANDIES	2068	2002	USA	-	-	ENBLOC BSS
KIMBERLY CANDIES	2068	2002	USA	-	-	UNDISCLOSED
MAC CENTAURUS	3601	2014	CHINA	-	-	CL. OF JANA MARINE
NORMAND						
CORONA	4100	2006	NORWAY	-	-	UNDISCLOSED



Dry Bulk Orderbook				
Ship Type	m.Dwt 2022	2023	2024+	Total No. Ships
Capesize	6.0	10.6	6.1	116
Kamsarmax	6.8	10.5	4.1	260
Supra/Hmax	4.4	6.7	5.1	264
Handies	1.9	2.6	1.0	176
Total	19.0	30.4	16.3	816

Tanker Orderbook				
Ship Type	m.Dwt 2022	2023	2024+	Total No. Ships
ULCC/VLCC	9.4	6.1	0.0	51
Suezmax	3.1	1.4	0.2	30
Aframax	3.2	5.0	2.1	90
Panamax	0.4	0.1	0.0	9
MR + Small	2.7	2.8	1.2	181
Total	18.8	15.5	3.5	361

LPG Orderbook				
Ship Type	,000cb 2022	2023	2024+	Total No. Ships
VLGC	1551	4203	994	75
LGC	0	0	0	0
MR	330	788	182	36
Handy	18	58	98	26
Small	10	13	0	9
Total m.Dwt	1.29	3.40	0.85	146



DWT in Thousands	Newbuilding Historical Prices (\$m)													
	Jun-22	2021	2020	2019	2018	2017	2016	2015	2010	2005	2000	1995	1990	1985
Tankers														
320 DWT ¹	117	110	85.5	95.6	92.4	81.5	84.5	93.7	104.8	120	76.5	85.3	87.4	38.2
170 DWT ¹	79	75	57	71.7	60.6	55	54.5	63	66.3	71.5	52.5	54	66.1	28.2
115 DWT ¹	60	58.5	46.5	55.1	48.1	44	44.5	52	56	58	41.5	43.3	53.2	18.1
50 DWT ¹	41.5	40	34	38.8	36.7	33.8	32.5	35.4	36.1	43	29.5	33.2	32.1	13.3
Bulkers														
185 DWT ¹	63	46.5	51.8	50.4	44	42	46	54.2	57.2	58.5	40.5	42.3	60.2	29.3
83 DWT ^{1*}	35.5	26	30.6	28.1	25.5	24.5	25.7	29	34.3	36	22.5	27.9	30	13.4
64 DWT [*]	33	24	27.4	26.2	24	22.3	24.1	27.2	31.1	31	20.5	24.1	25.3	12.4
35 DWT [*]	29.5	23	22.6	23.9	22	19.5	20.3	22.8	26.3	25.5	15	19.2	21.3	9.7
¹ Before 2001 sizes to read 280,000 - 140,000 - 95,000 - 40,000 respectively for tankers and 150,000 - 69,000 for Bulkers ² Single Hull ³ 30,000 DWT †Prior 2017 to read 73 - 76k dwt, 45k dwt & 30k dwt														
(note: above is for vessels built Japan / Korea, you should also consider US\$ / Yen / Won relation for the years mentioned)														

Newbuilding Orders

TYPE	DWT	BUILDER	DELIVERY	PRICE \$	OWNER	NOTES
CONT	2000	WUT SB (EZHOU)	2024	12.60 RMB	SIPPL	
LNG	96000	JIANGNAN SY GROUP	2026		ADNOC LOGISTICS	
LNG	96000	JIANGNAN SY GROUP	2026		ADNOC LOGISTICS	
LNG	96000	JIANGNAN SY GROUP	2025		ADNOC LOGISTICS	
LNG	96000	JIANGNAN SY GROUP	2025		ADNOC LOGISTICS	
CONT	80000	SHANGHAI WAIGAO.	2025		RCL	
CONT	80000	SHANGHAI WAIGAO.	2025		RCL	
BULK	64000	YANGZI-MITSUI SB	MAY 2024		CHELLARAM SHIPPING	
BULK	64000	YANGZI-MITSUI SB	FEB 2024		CHELLARAM SHIPPING	
BULK	82500	COSCO (YANGZHOU)	JAN 2025		SAFE BULKERS	
BULK	82500	COSCO (YANGZHOU)	AUG 2024		SAFE BULKERS	
CONT	145000	HYUNDAI HI (ULSAN)	2025		ONE	
CONT	145000	HYUNDAI HI (ULSAN)	2025		ONE	
CONT	145000	HYUNDAI HI (ULSAN)	2025		ONE	
CONT	145000	HYUNDAI HI (ULSAN)	2025		ONE	
CONT	145000	HYUNDAI HI (ULSAN)	2025		ONE	
CONT	145000	HYUNDAI HI (ULSAN)	2025		ONE	
CONT	145000	HYUNDAI HI (ULSAN)	2025		ONE	
CONT	145000	HYUNDAI HI (ULSAN)	2025		ONE	
CONT	145000	HYUNDAI HI (ULSAN)	2025		ONE	
CONT	145000	HYUNDAI HI (ULSAN)	2025		ONE	
CONT	145000	HYUNDAI HI (ULSAN)	2025		ONE	
CONT	145000	HYUNDAI HI (ULSAN)	2025		ONE	
CHEM & OIL	7200	WUCHANG SB GROUP	2024		SC SHIPPING	
CHEM & OIL	7200	WUCHANG SB GROUP	2024		SC SHIPPING	
BULK	82000	DALIAN COSCO KHI	2024		CMB LEASING	
LNG	96000	HYUNDAI HI (ULSAN)	JUN 2025	214.80	KRUTSEN SHIPPING	
LNG	96000	HYUNDAI HI (ULSAN)	APR 2025	214.80	KRUTSEN SHIPPING	
LNG	96000	DAEWOO (DSME)	JUN 2025	214.50	H-LINE/PAN OCEAN	
LNG	96000	DAEWOO (DSME)	APR 2025	214.50	H-LINE/PAN OCEAN	
LNG	96000	DAEWOO (DSME)	FEB 2025	214.50	H-LINE/PAN OCEAN	
LNG	96000	DAEWOO (DSME)	JAN 2025	214.50	H-LINE/PAN OCEAN	
BULK	63000	HUYNDAI VIETNAM SB	FEB 2025	36.50	THENAMARIS	
BULK	63000	HUYNDAI VIETNAM SB	NOV 2024	36.50	THENAMARIS	
BULK	63000	HUYNDAI VIETNAM SB	SEP 2024	36.50	THENAMARIS	
BULK	63000	HUYNDAI VIETNAM SB	FEB 2025	36.50	THENAMARIS	
CONT	95000	HYUNDAI SAMHO HI	NOV 2025	124.00	CMA CGM	
CONT	95000	HYUNDAI SAMHO HI	OCT 2025	124.00	CMA CGM	
CONT	95000	HYUNDAI SAMHO HI	SEP 2025	124.00	CMA CGM	
CONT	95000	HYUNDAI SAMHO HI	SEP 2025	124.00	CMA CGM	
CONT	95000	HYUNDAI SAMHO HI	AUG 2025	124.00	CMA CGM	
CONT	95000	HYUNDAI SAMHO HI	JUL 2025	124.00	CMA CGM	
LNG	96000	DAEWOO (DSME)	JUN 2026	232.70	MARAN GAS	
LNG	96000	DAEWOO (DSME)	JUN 2026	232.70	MARAN GAS	
CONT	220000	IMABARI MARUGAME	2025		SHOEI KISEN KAISHA	
CONT	220000	IMABARI MARUGAME	2025		SHOEI KISEN KAISHA	
CONT	220000	IMABARI MARUGAME	2025		SHOEI KISEN KAISHA	
CONT	220000	IMABARI MARUGAME	2025		SHOEI KISEN KAISHA	
LNG	96000	SAMSUNG HI	FEB 2026	214.90	UNKNOWN	
LNG	96000	SAMSUNG HI	JAN 2026	214.90	UNKNOWN	
LNG	96000	SAMSUNG HI	DEC 2025	214.90	UNKNOWN	
LNG	96000	SAMSUNG HI	NOV 2025	214.90	UNKNOWN	
LNG	96000	SAMSUNG HI	OCT 2025	214.90	UNKNOWN	
LNG	96000	SAMSUNG HI	SEP 2025	214.90	UNKNOWN	
LNG	96000	SAMSUNG HI	AUG 2025	214.90	UNKNOWN	
LNG	96000	SAMSUNG HI	DEC 2024	214.90	UNKNOWN	
LNG	96000	SAMSUNG HI	OCT 2024	214.90	UNKNOWN	
BULK	63000	NEW DAYANG SB	2024		AVIC LEASING	

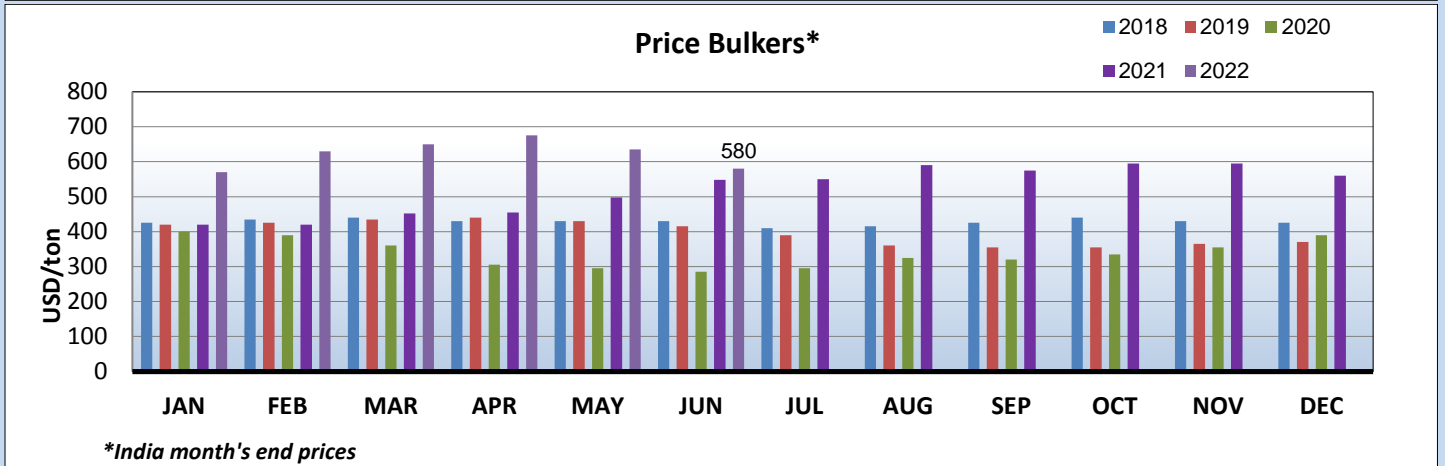
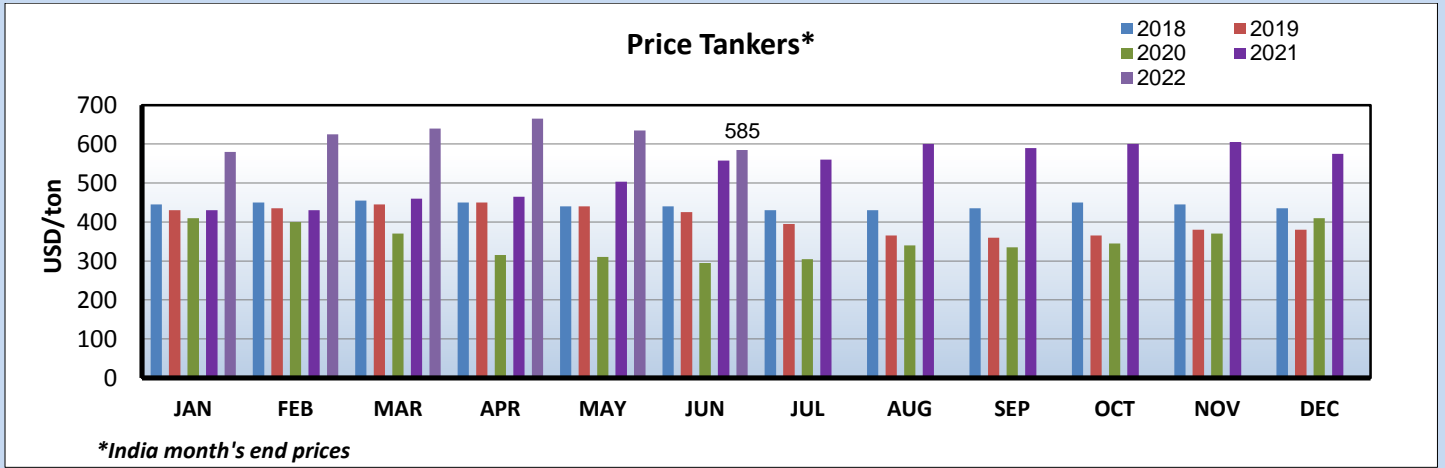
BULK	63000	NEW DAYANG SB	2024		AVIC LEASING
CONT	145000	JIANGNAN SY GROUP	2025		BAL CONTAINER LINE
CONT	145000	JIANGNAN SY GROUP	2025		BAL CONTAINER LINE
CONT	145000	JIANGNAN SY GROUP	SEP 2025		BAL CONTAINER LINE
CONT	145000	JIANGNAN SY GROUP	AUG 2025		BAL CONTAINER LINE
LPG	56000	KAWASAKI HI SAKAI.	2025		KUMIAI NAVIGATION
LPG	56000	KAWASAKI HI SAKAI.	2025		KUMIAI NAVIGATION
TANK	115000	SHANGHAIGUAN SB			CHINA MERCH. GROUP
TANK	115000	SHANGHAIGUAN SB			CHINA MERCH. GROUP
CONT	90000	HJSC YEONGDO	JUN 2025	120.60	NAVIOS MARITIME
CONT	90000	HJSC YEONGDO	APR 2025	120.60	NAVIOS MARITIME
CONT	90000	HJSC YEONGDO	DEC 2024	120.60	NAVIOS MARITIME
CONT	90000	HJSC YEONGDO	OCT 2024	120.60	NAVIOS MARITIME

DEMOLITION MARKET

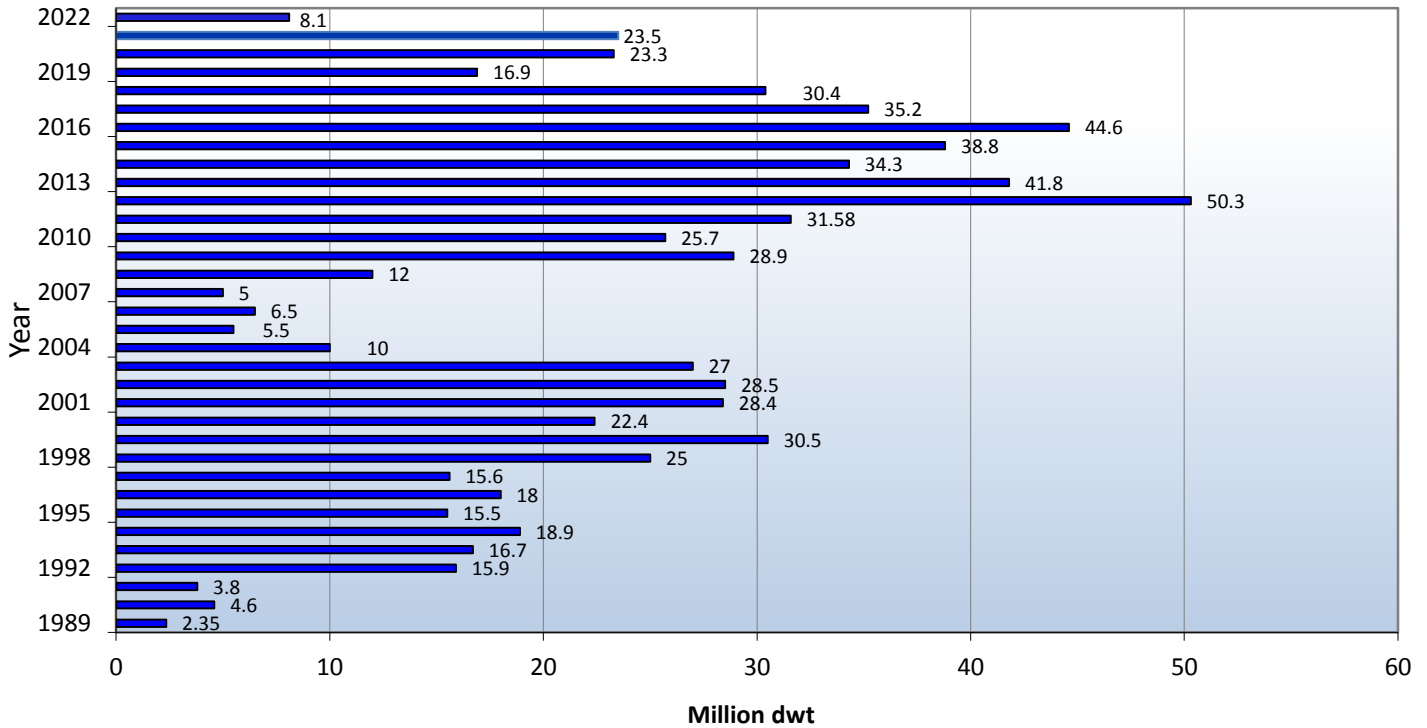
*** MONTH'S END PRICES**

Demolition Prices		
	Gen Cargo	Tanker
India	USD 605/lit Ldt	USD 605/lit Ldt
Bangladesh	USD 615/lit Ldt	USD 615/lit Ldt
Pakistan	USD 585/lit Ldt	USD 585/lit Ldt
Turkey	USD 255/lit Ldt	USD 255/lit Ldt

Demolition Historical Data

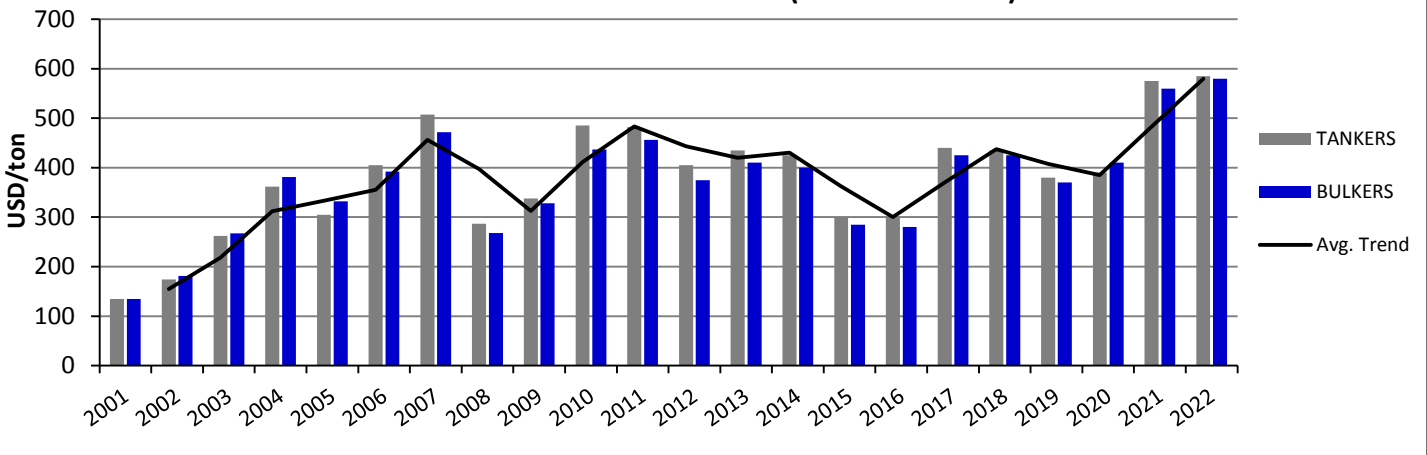


Total Demolition (Dwt)



* Bss reported sales

Historical Demolition Prices (India Year's End)



HISTORICAL DEMOLITION PRICES (*Indian Year's End)																			
	2004	2005	2006	2007	2008	2009	2010	2011	2012	2013	2014	2015	2016	2017	2018	2019	2020	2021	CURR
WET	362	302	405	507	287	338	485	482	405	435	425	300	300	440	435	380	410	575	585
DRY	381	332	392	472	268	328	437	456	375	410	400	285	280	425	425	370	390	560	580

India

<i>TYPE</i>	<i>NAME</i>	<i>DWT</i>	<i>BLT</i>	<i>LDT</i>	<i>PRICE \$/LDT</i>	<i>COMMENTS</i>
GAS	DAHLIA	64991	1979	-	-	
TANK	KEOJE KIRIN	4999	1993	-	400	
PASS	ODIN	5656	1997	-	-	
TANK	CAMILLE	3601	2004	1687	-	

Bangladesh

<i>TYPE</i>	<i>NAME</i>	<i>DWT</i>	<i>BLT</i>	<i>LDT</i>	<i>PRICE \$/LDT</i>	<i>COMMENTS</i>
BULK	SUPER SHUTTLE RORO 3	4621	1989	4400	-	
RORO	MARY THE QUEEN	2593	1984	6458	-	
TANK	SMOOTH SEA 2	3044	1983	1283	-	
TANK	ION	105212	1998	-	651	
TANK	KYOTO	281050	2000	42099	606	
TANK	HIKARI	300667	2003	-	606	
TUG	THANOS	2685	1985	-	-	
BULK	JIA FENG	25378	1996	5491	-	
TANK	KIM SENG 3	3529	1992	-	640	
TANK	ARINA	106131	1999	15672	-	

Pakistan

<i>TYPE</i>	<i>NAME</i>	<i>DWT</i>	<i>BLT</i>	<i>LDT</i>	<i>PRICE \$/LDT</i>	<i>COMMENTS</i>
TANK	AMINAH	9928	1976	-	-	
TANK	ADMARINE 100	47071	1992	8773	-	
TANK	FORTUNE	8622	1997	-	-	

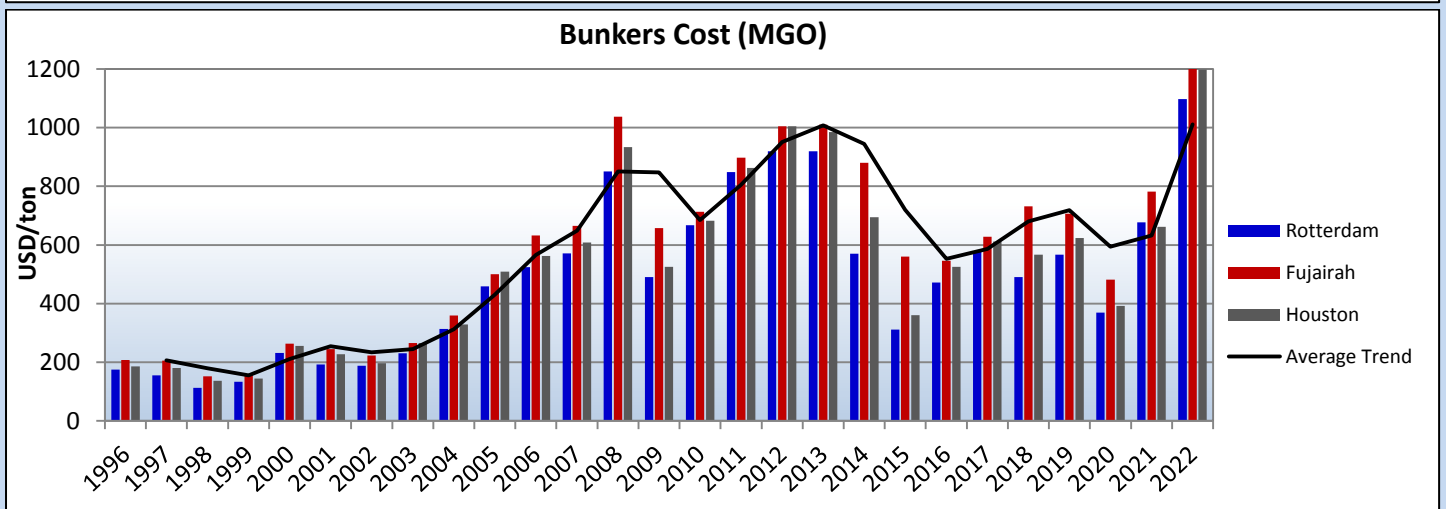
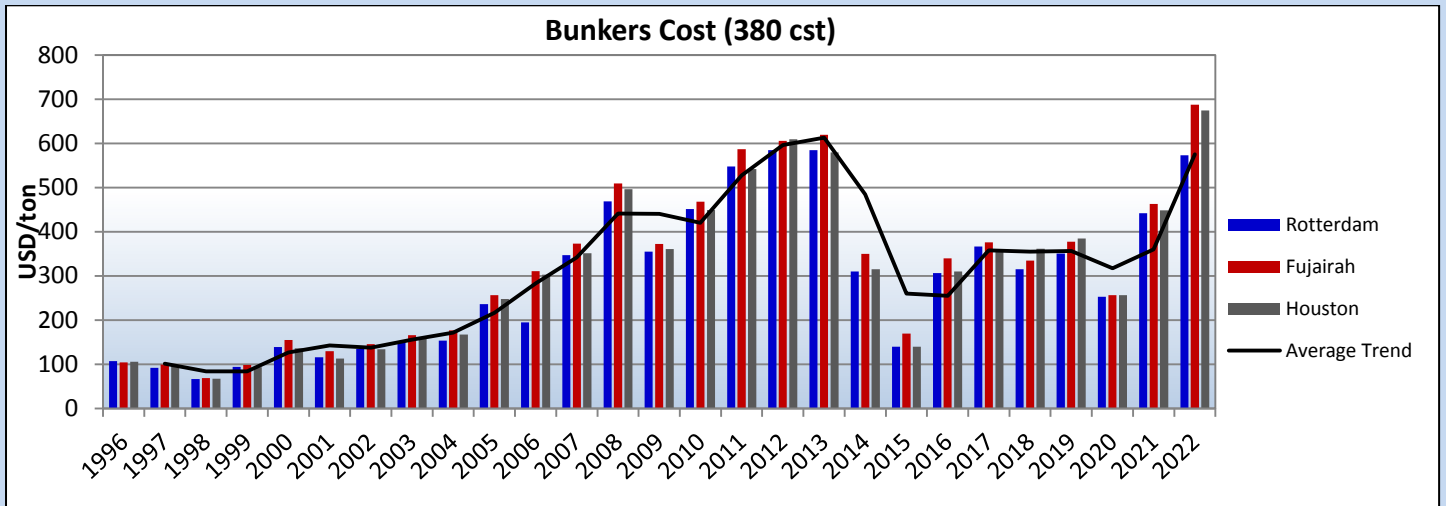
Turkey

<i>TYPE</i>	<i>NAME</i>	<i>DWT</i>	<i>BLT</i>	<i>LDT</i>	<i>PRICE \$/LDT</i>	<i>COMMENTS</i>
PASS	ELLA	5340	1986	-	-	
RORO	LENE	2323	1973	6732	-	
PASS	LIBRA	5000	1988	4390	-	

Other

<i>TYPE</i>	<i>NAME</i>	<i>DWT</i>	<i>BLT</i>	<i>LDT</i>	<i>PRICE \$/LDT</i>	<i>COMMENTS</i>
REEF	KENTA MARU	3143	1987	1820	-	AS IS BANGKOK

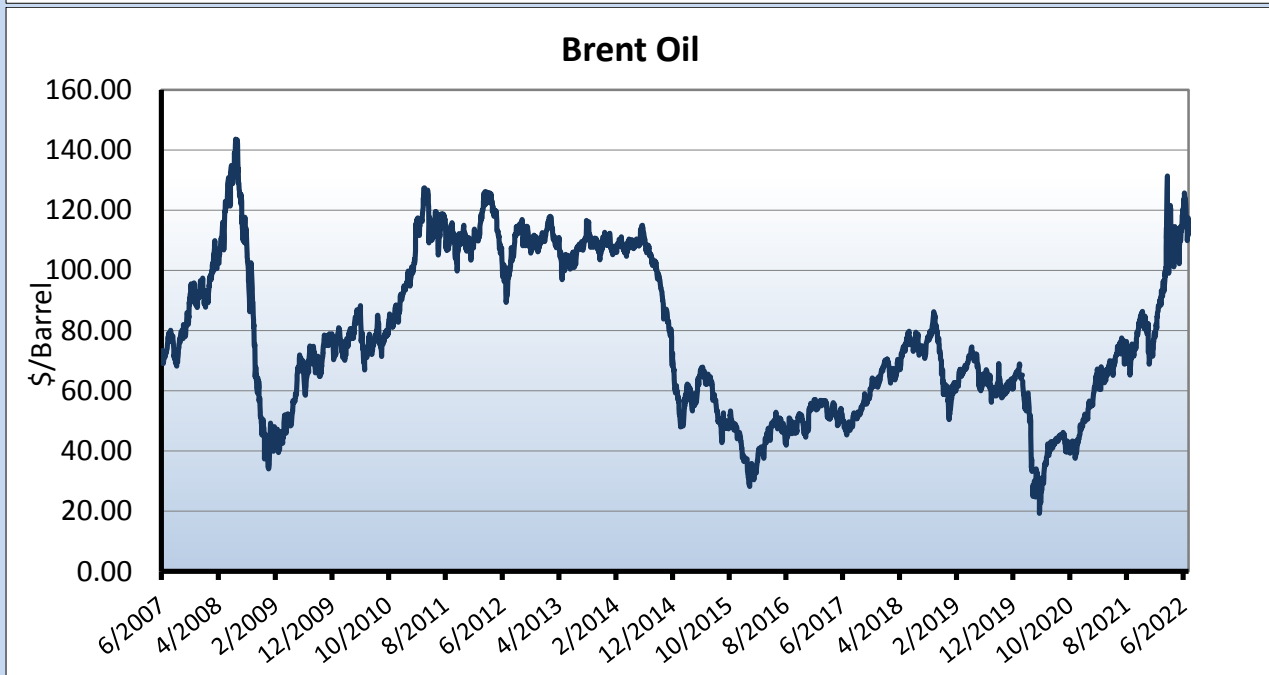
HISTORICAL BUNKER PRICES



	HISTORICAL BUNKER PRICES					
	Rotterdam		Fujairah		Houston	
	380 cst	MGO	380 cst	MGO	380 cst	MGO
1994	86	133.2	80.9	182.6	80.8	148.8
1995	97	140.6	94.6	175.8	93.2	148
1996	107	175.1	104.4	207.5	105.8	186
1997	92	155.4	99.3	205.6	97.3	179.9
1998	66.5	112.2	69.2	152.2	67.2	136.9
1999	94	133	98.5	157.2	93.3	143.9
2000	139	231.6	155.3	263.5	136	255.7
2001	116	192.4	129.7	244.7	112.8	227.5
2002	135	188.2	145.9	222.8	134	196
2003	151	230.4	166.3	265.2	160.2	265.1
2004	154	313.4	176.7	359.3	167.3	328.7
2005	236	458.4	256.6	500.1	248.3	508.5
2006	195	524.1	310.9	631.8	303	562.3
2007	347	571.3	373.7	664.7	351.8	608.6
2008	469	850.7	509.4	1037.7	496.8	933.2
2009	355	490.6	372.8	657	360.7	525
2010	452	667.1	468.2	712.9	449.3	683
2011	548	848.6	587.5	897.5	542.1	862.4
2012	585	920	606	1005	610	1005
2013	585	920	620	1010	580	985
2014	310	570	350	880	315	695

2015	140	311	170	560	140	360
2016	307	472	340	546	310	525
2017	367	579	376	627.5	356	612
2018	315	490	335	732	362	567
2019	290.4	607.2	290.3	760.3	342	647.8
2020	302	426	312	474	296	461.75
2021	442.5	677	463	782	449	661.5
30-6-22	573.5	1251	688	1504	675	1286

MARKET INDICATORS



	GBP	CAD	EUR	JPY	CHF	USD	AUD
GBP	1	0.6394	0.8635	0.0061	0.8621	0.8258	0.5621
CAD	1.5646	1	1.3508	0.0096	1.3490	1.2921	0.8795
EUR	1.1586	0.7403	1	0.0071	0.9989	0.9577	0.6510
JPY	163.784	104.617	141.248	1	141.097	135.330	91.943
CHF	1.1608	0.7416	1.0018	0.0071	1	0.9593	0.6517
USD	1.2100	0.7730	1.0442	0.0074	1.0423	1	0.6793
AUD	1.7805	1.1375	1.5371	0.0109	1.5347	1.4695	1

* 30/06/2022 values

STOCK WATCH

NAME	TICKET	THIS MONTH*	LAST MONTH	CHANGE %	52w HIGH	52w LOW
Capital Product Partners	CPLP	15.39	15.84	-2.84%	19.65	10.60
Diana Shipping Inc.	DSX	4.76	6.84	-30.40%	6.89	3.31
Dynagas LNG Partners LP	DLNG	3.44	4.10	-16.09%	4.49	2.55
Eagle Bulk Shipping Inc.	EGLE	51.91	71.72	-27.62%	78.75	36.18
Euroseas Ltd.	ESEA	24.24	33.60	-27.85%	39.17	17.31
Costamare Inc.	CMRE	11.90	14.19	-16.13%	18.01	9.64
Navios Maritime Holdings	NM	2.14	3.32	-35.54%	8.90	2.04
GasLog Ltd.	GLOG	24.82	24.95	-0.52%	26.40	23.36
Safe Bulkers Inc.	SB	3.82	4.79	-20.25%	5.44	2.98
Star Bulk Carriers Corp.	SBLK	24.87	32.64	-23.80%	33.99	16.56
Stealthgas Inc.	GASS	3.16	2.79	13.26%	4.18	1.91
TEN Inc.	TNP	8.97	11.23	-20.12%	13.90	6.75
TOP Ships Inc.	TOPS	0.39	0.67	-41.79%	1.65	0.34
Danaos Corporation	DAC	63.10	81.59	-22.66%	107.47	58.00

* 30/06/2022 closing values

~~~~~

Disclaimer: Information and data that appear in this report have been obtained from various sources which are believed to be correct and reliable. However, Athenian Shipbrokers S.A. does not guarantee their accuracy or completeness and therefore cannot be held liable for any loss incurred as a result of reliance in any way whatsoever on the information contained herein.

Kind Regards,



**ATHENIAN SHIPBROKERS S.A.**