



ATHENIAN SHIPBROKERS S.A.

107-109, Vas. Pavlou Str., GR 166 73, Voula, Athens, Greece

Tel: +30 210 9659700 - Fax: +30 210 8996040

Email S & P : athenian@atheniansa.gr

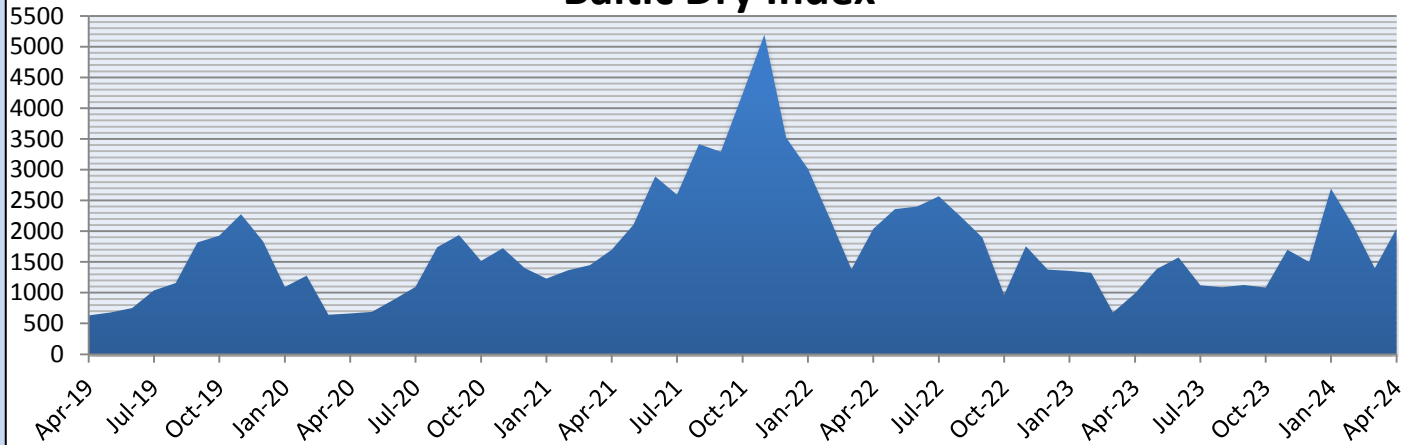
Email Chartering : chartering@atheniansa.gr

www.atheniansa.gr

APRIL 2024

MONTHLY REPORT

Baltic Dry Index



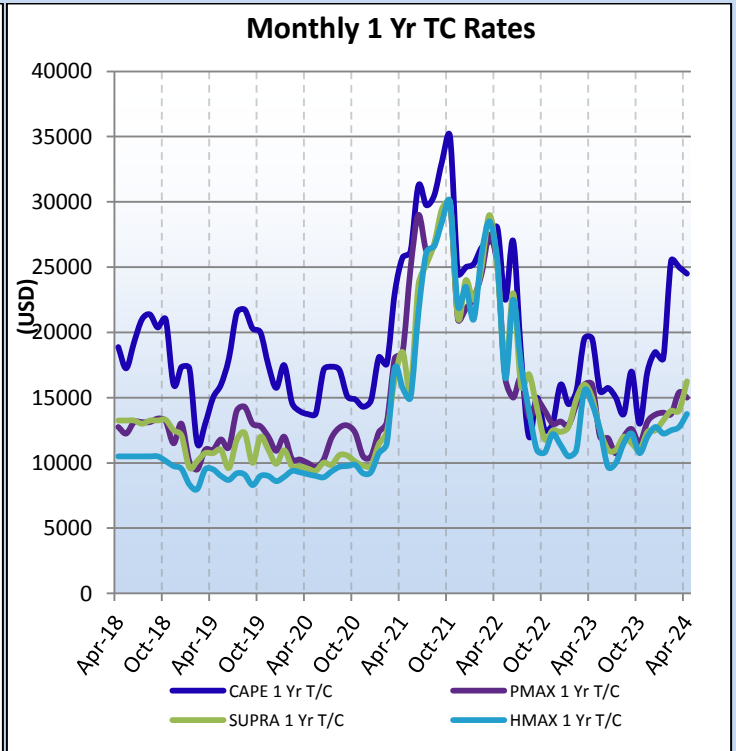
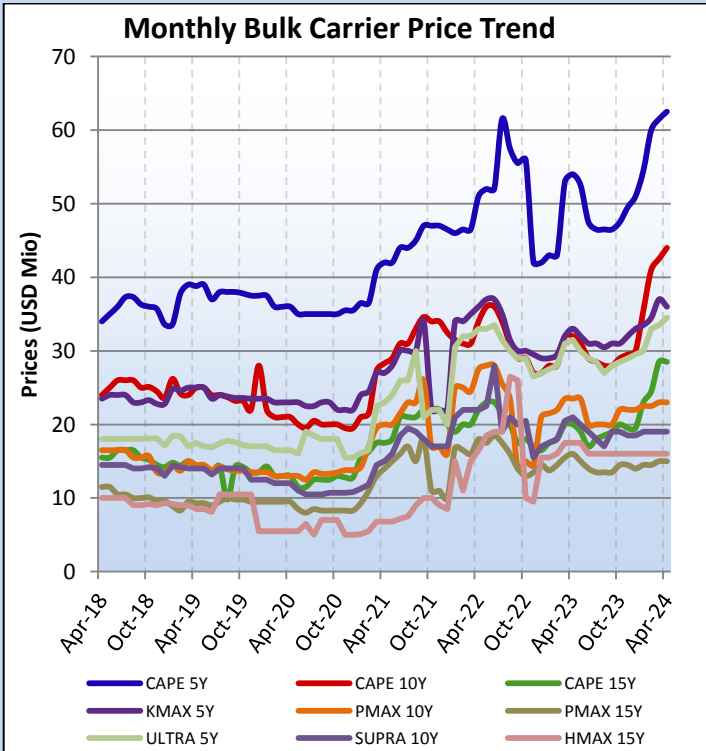
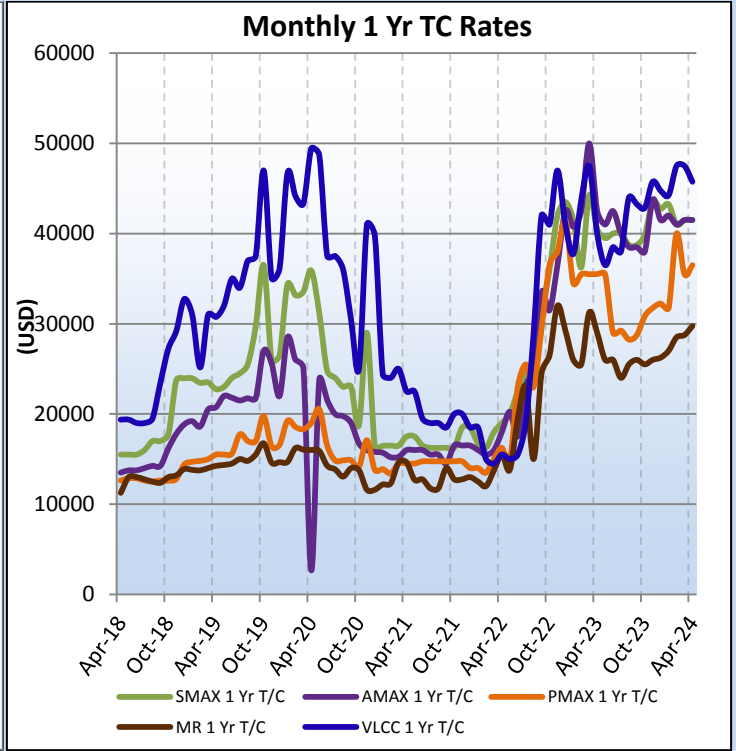
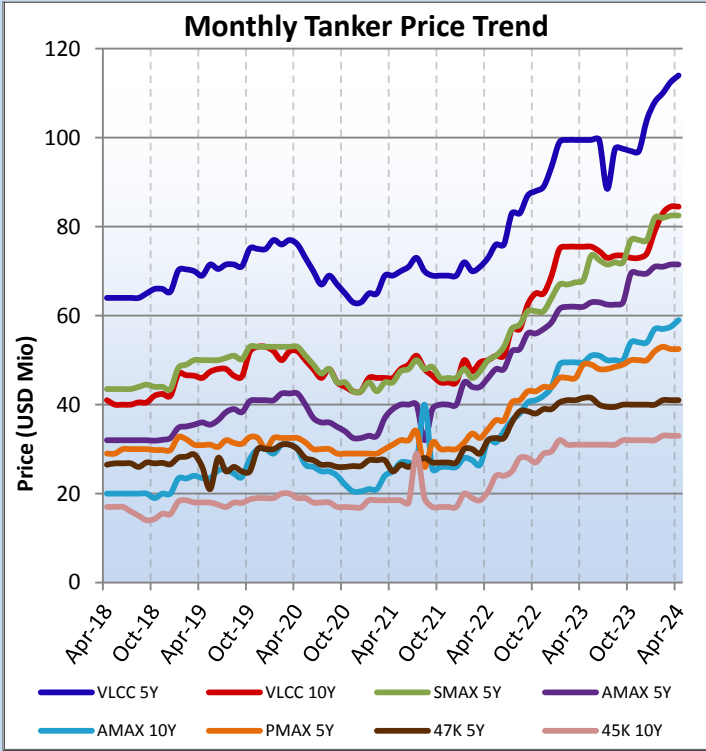
PRICES TANKERS (\$ MIO)

* Prices reflect Year's End	2018	2019	2020	2021	2022	2023	APR-24
VLCC 5Y	63	75	63	69	93.5	104	114
VLCC 10Y	40	53	43	45	69	74	84.5
SUEZMAX 5Y	42	53	42	46	64	77	82.5
AFRAMAX 5Y	32	41	42.5	40	58.5	69.5	71.5
AFRAMAX 10Y	22	30	28.3	26	44	54	59
PANAMAX 5Y	28	30	29.5	30	44	50	52.5
51K 5Y	27.5	30	26.5	27	39	39	44.5
47K 10Y	16.5	19	17.5	17	29.5	30	30

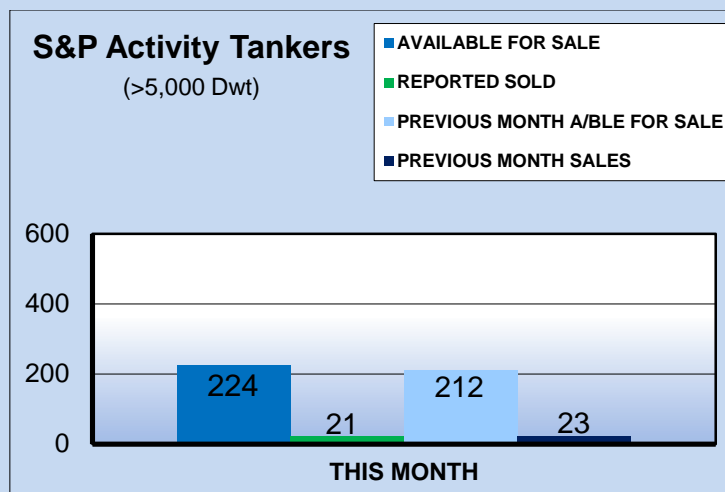
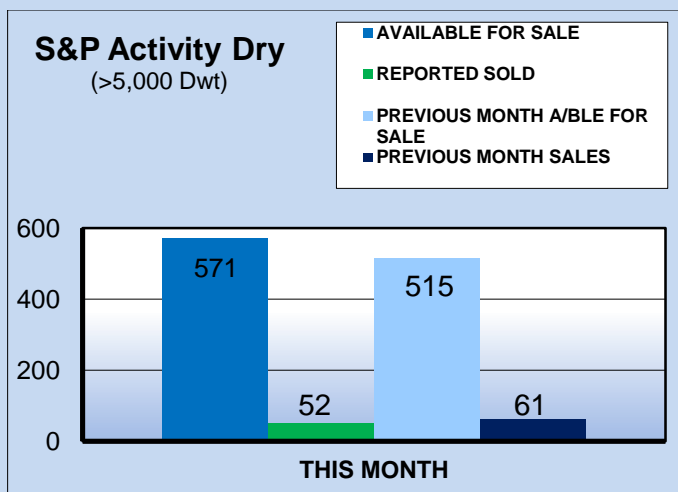
PRICES BULKERS (\$ MIO)

* Prices reflect Year's End	2018	2019	2020	2021	2022	2023	APR-24
CAPE SIZE 5Y	33	37.5	35.3	46.5	42	51	62.5
CAPE SIZE 10Y	23.5	22	19	32.5	27	30	44
CAPE SIZE 15Y	14	13.5	12	20	16.5	19.5	28.5
KAMSARMAX 5Y	23.5	23.5	21.8	32	29	33	36
KAMSARMAX 10Y	14.5	13.5	13.5	22	21	23	28
PANAMAX 15Y	9	9.5	8.8	16	14.5	14	15
PANAMAX 20Y	6.5	6	5.7	10	9.5	10	11
ULTRAMAX 5Y	18	17	17.3	29	27	29.5	34.5
SUPRAMAX 10Y	14	12.5	10.5	20	17	18.5	19
HANDY 37K 5Y	15	16.7	14.5	24	22	25.5	26.5
HANDY 37K 10Y	11.8	9.2	8.7	17	15.5	16	19

SECOND HAND SALES & CHARTER FIXTURE TRENDS

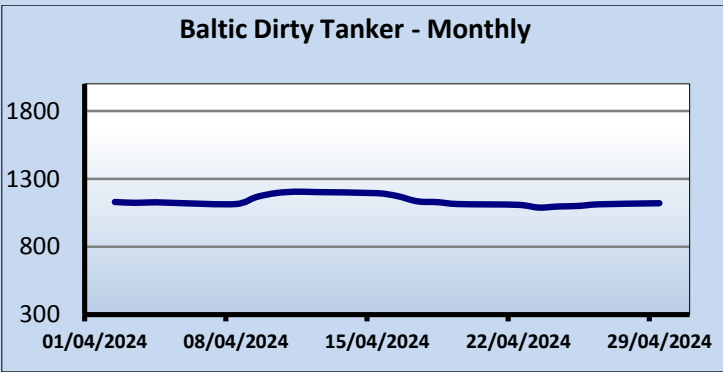
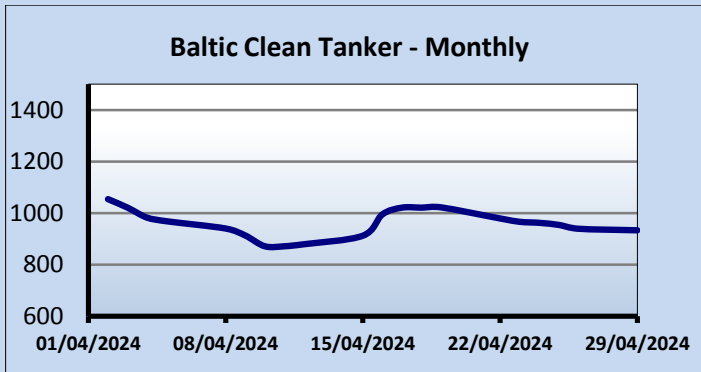
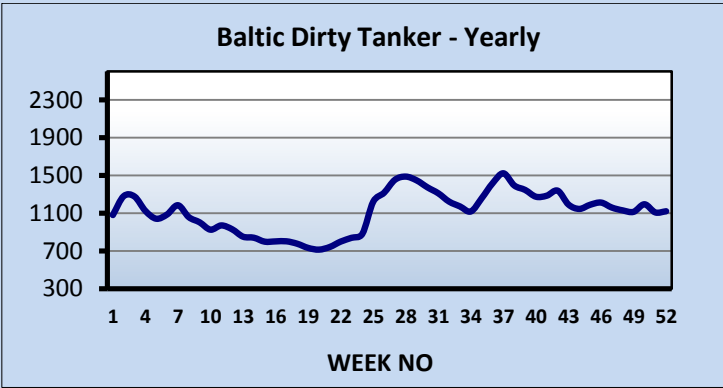
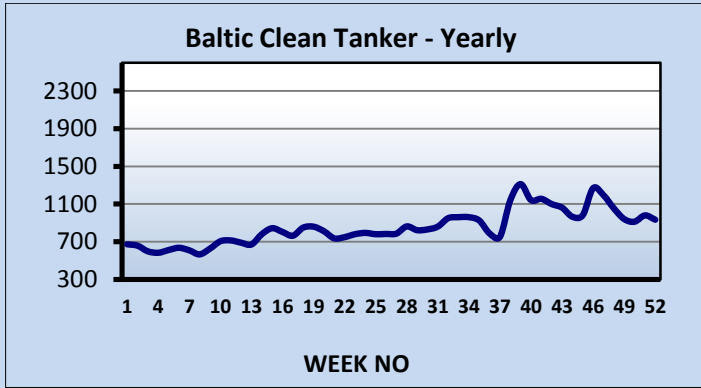


SECOND HAND TONNAGE MARKET



** Excluding demolition sales*

Ship Type	Sale and Purchase Market						
	Nov-23	Dec-23	Jan-24	Feb-24	Mar-24	Apr-24	Total
BULK	48	56	46	65	61	52	328
TANK	41	28	30	29	23	21	172
GAS	5	6	4	2	2	6	25
CONT	5	5	5	9	8	15	47
TWEEN/MPP	0	0	0	1	0	0	1
REEF	0	0	0	0	0	0	0
RORO	2	0	2	8	7	3	22
FERRY	0	0	0	0	0	0	0
CRUISE	0	1	2	1	0	2	6
Total	101	96	89	115	101	99	601

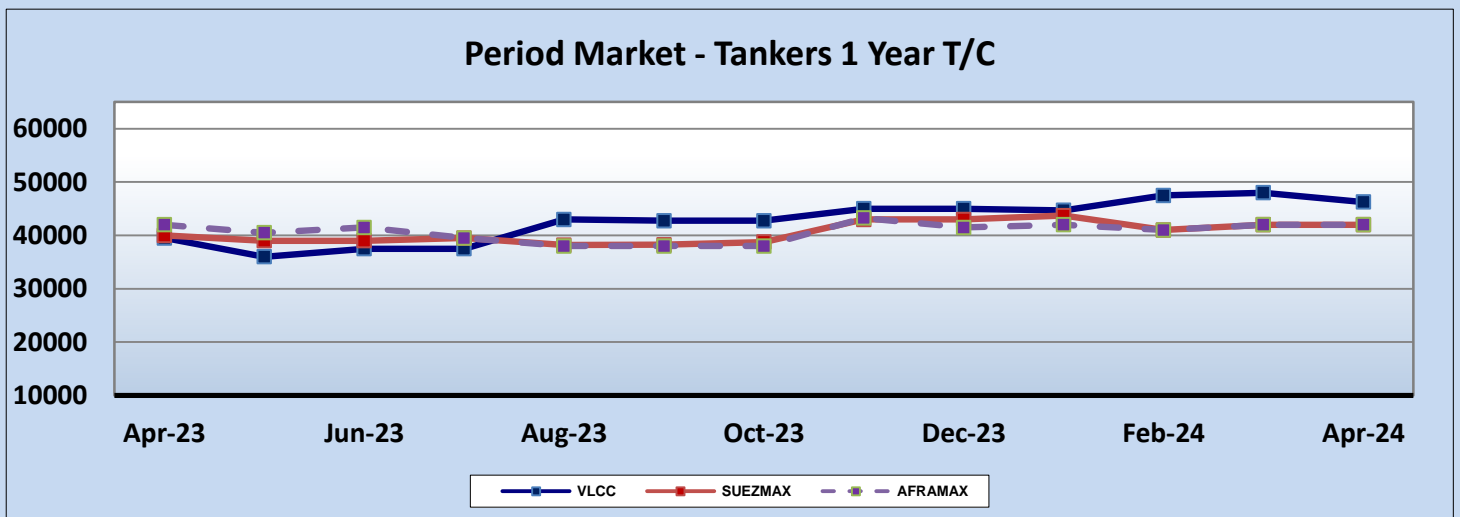
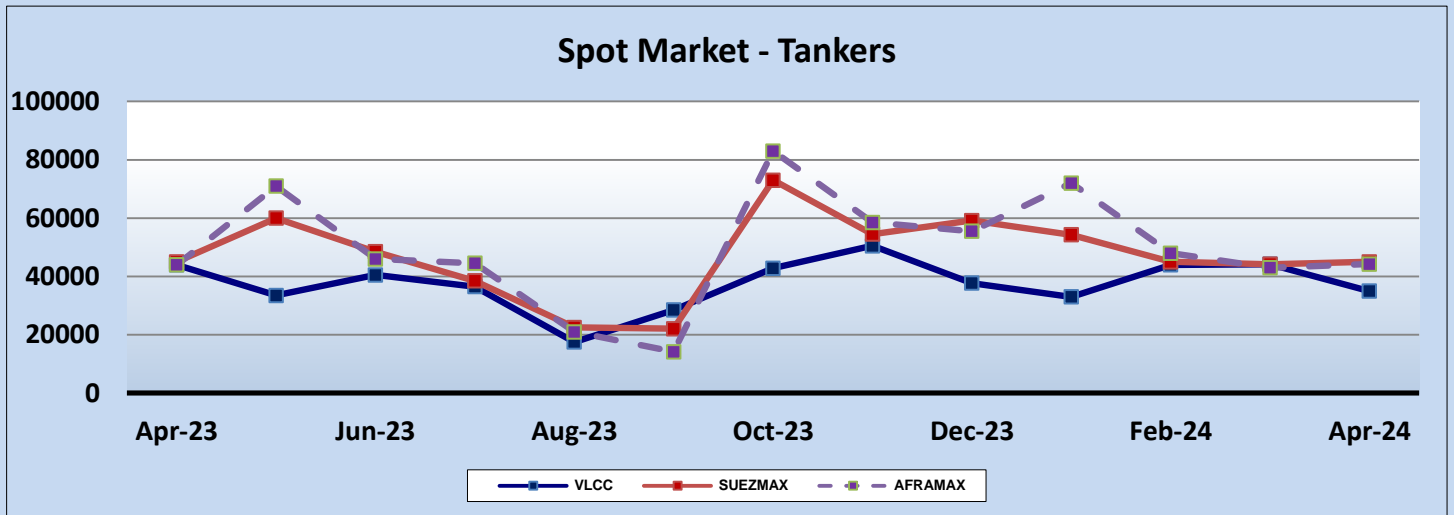


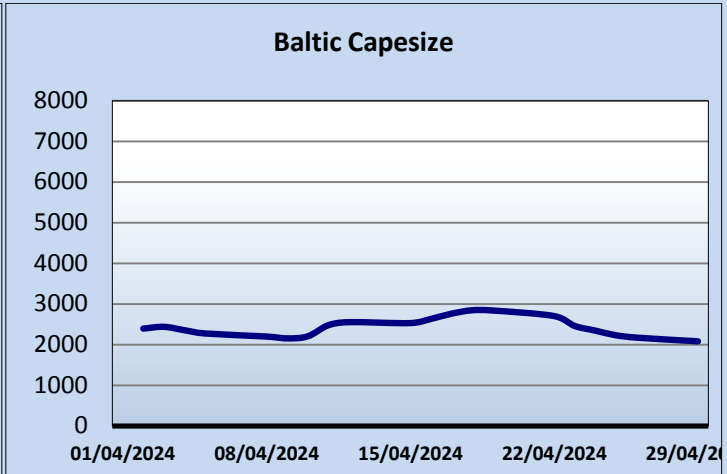
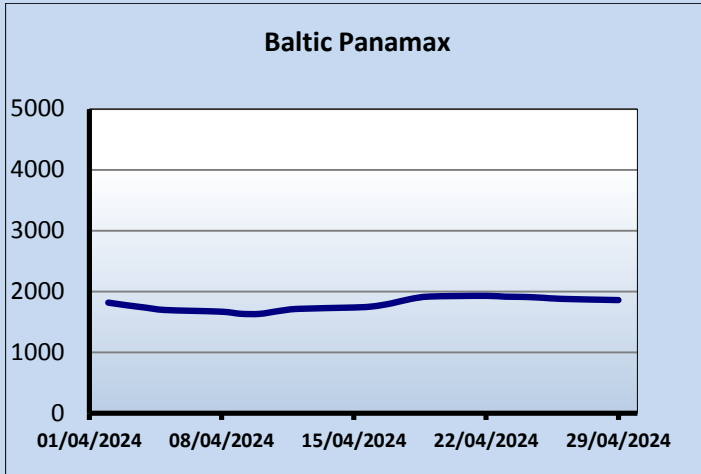
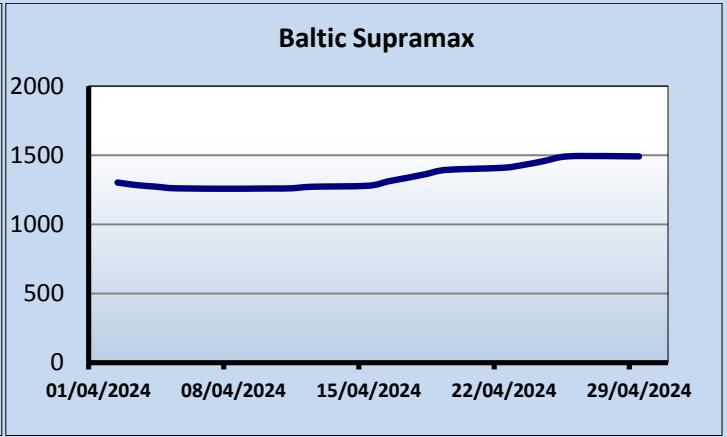
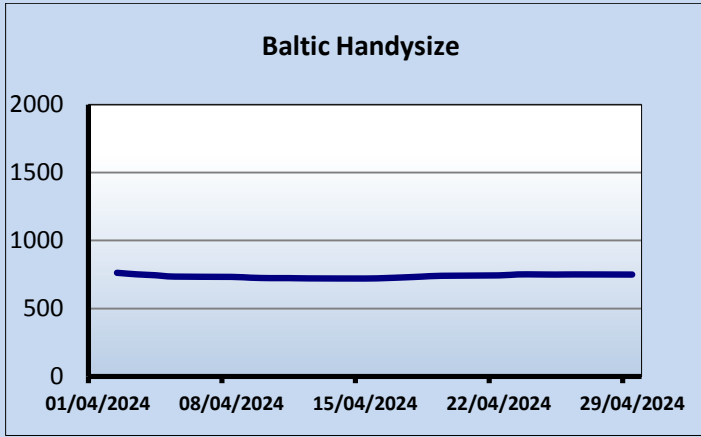
TANKER SALES

NAME	DWT	BLT		PRICE \$ (MIO)	BUYER
JAG PAHEL	46,319	2004	KOREA	14.5	UNDISCLOSED
TTC SHAKTI	73,981	2008	CHINA	28	UNDISCLOSED
PATAGONIA	16,772	2006	CHINA		ENBLOC BSS
PATERNA	16,748	2006	CHINA	22.6	TURKISH
SAN CARLOS	37,258	2007	KOREA	20.5	TRANS KA TANKER M.
IZUMO PRINCESS	105,374	2007	JAPAN	37	UNDISCLOSED
GRAND ACE5	46,176	2006	KOREA	21	UNDISCLOSED
ALPINE PERSEFONE	74,269	2008	KOREA	29	SPRING MARINE M.
SEADELTA	113,021	2009	CHINA	42	CHINESE
SKARVEN	33,624	2009	JAPAN	29	FAR EASTERN
AMAX ARROW	115,655	2009	KOREA	43.5	CHINESE
CLARET PRINCE	109,005	2010	CHINA	43.5	CHINESE
CHEM JUPITER	19,814	2008	JAPAN	20	UNDISCLOSED
CHEM BULLDOG	21,306	2010	JAPAN	23	UNDISCLOSED
SAMBONG ARTEMIS	11,457	2018	KOREA	22	FRENCH
AURVIKEN	112,802	2019	KOREA	73 (AUCT.)	GREEK
GOLDEN LAVENDER	34,826	2022	CHINA	36	CL OF UNION MAR.
CALYPSO	111,930	2021	JAPAN	79	GNMTC
STIRLING	112,750	2021	CHINA	71	UNDISCLOSED
GOLD TRADER LI	33,324	2022	CHINA		ENBLOC BSS
GOLD TRADER LII	33,338	2023	CHINA	114	CL OF SFL CORP.

GAS SALES

<i>NAME</i>	<i>DWT</i>	<i>BLT</i>		<i>CBM</i>	<i>PRICE \$ (MIO)</i>	<i>BUYER</i>
DS POLARIS	23,256	1993	KOREA	20,268	12	UNDISCLOSED
CORAL RIGIDA	6,148	2000	CHINA	5,253	-	UNDISCLOSED
GAS GLORIA	49,999	2001	JAPAN	77,343	44	UNDISCLOSED
STENA BLUE SKY	84,363	2006	KOREA	142,786	-	ASIAN
STENA CRYSTAL SKY	96,889	2011	KOREA	170,138		ENBLOC BSS
STENA CLEAR SKY	96,811	2011	KOREA	170,121	-	CL OF BW LNG



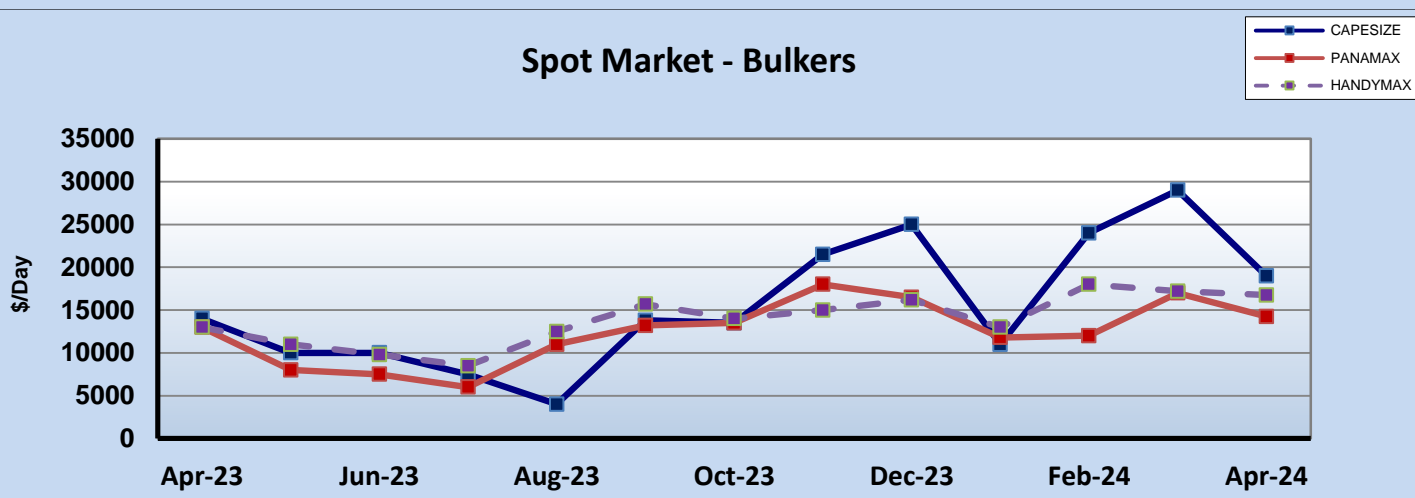


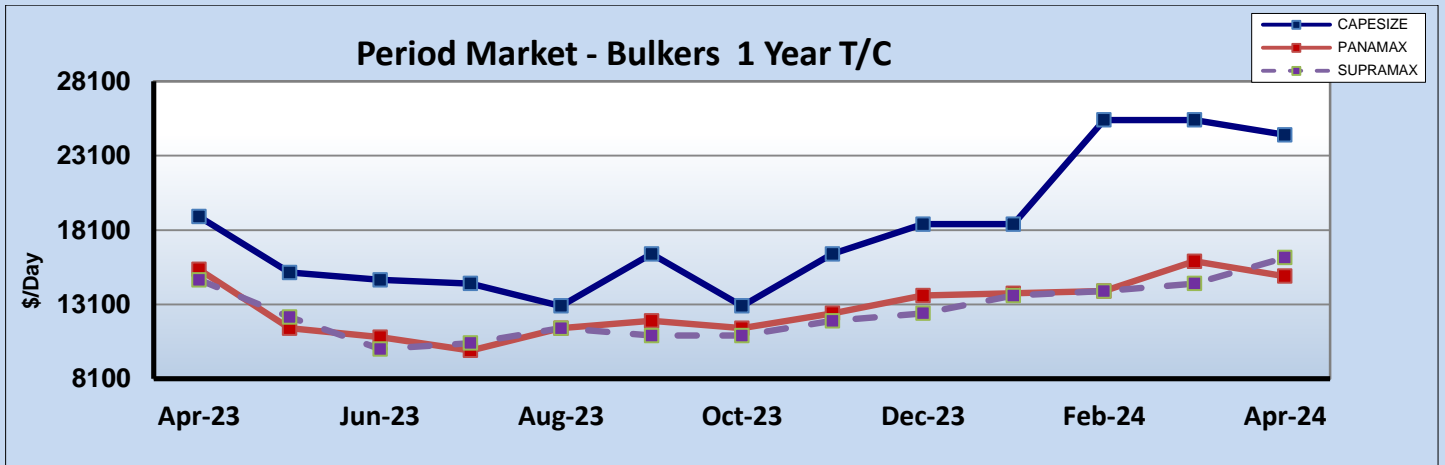
BULKER SALES

<i>NAME</i>	<i>DWT</i>	<i>BLT</i>		<i>GEAR</i>	<i>PRICE \$ (MIO)</i>	<i>BUYER</i>
BOSHI 56	28,520	2000	JAPAN	4x30.5	6	UNDISCLOSED
SINGAPORE	31,759	2002	JAPAN	4x30	7.3	UNDISCLOSED
DARIA	56,670	2012	CHINA	4x30	-	DEXTER
SAMMY	82,167	2012	JAPAN	-	25	GREEK
NORD SEAL	57,631	2016	JAPAN	4x30	28.3	UNDISCLOSED
LOWLANDS PROSPERITY	179,895	2012	PHILIPPINES	-	30.2	GREEK
HL LBT	81,398	2011	KOREA	-	19.5	KOREAN
MORGES	35,697	2011	KOREA	4x30	14	UNDISCLOSED
FRONTIER UNITY	181,415	2012	JAPAN	-	35	GREEK
TAI PING SHAN	56,607	2011	CHINA	4x30		ENBLOC BSS
HONG YUAN	56,637	2013	CHINA	4x30		
SHOU CHEN SHAN	56,621	2013	CHINA	4x30		
FU QUAN SHAN	56,621	2013	CHINA	4x30		
WU GUI SHAN	56,625	2013	CHINA	4x30	74	CHINESE
RUI FU AN	56,578	2013	CHINA	4x36	17.8	UNDISCLOSED
MARITIME PROSPERITY	61,453	2012	JAPAN	4x30.5	22	GREEK
AFRICAN LION	66,721	2013	JAPAN	4x30	25	GREEK
SCARLET ISLAND	81,842	2014	PHILIPPINES	-	29	GREEK
HL HARMONY	179,655	2015	CHINA	-	43	UNDISCLOSED
CARLOTA BOLTEN	37,489	2015	CHINA	4x30	18.7	GREEK

NARUTO STRAIT	34,391	2016	JAPAN	4x30	20.5	GREEK
FW EXCURSIONIST	34,484	2019	JAPAN	4x30	27	DADAYLILAR S.
NEW CHAMP	66,529	2018	JAPAN	4x30	33	UNDISCLOSED
FEDERAL ISLAND	63,452	2017	JAPAN	4x30.5	32.7	UNDISCLOSED
PERSEUS HARMONY	37,155	2020	JAPAN	4x30	29.5	UNDISCLOSED
SUSANOO HARMONY	37,140	2020	JAPAN	4x30	29.5	UNDISCLOSED
ATLANTIC PRISM	39,172	2019	JAPAN	4x30	28.5	EUROPEAN
ARIES SUMIRE	64,276	2020	JAPAN	4x30.7	36.3	UNDISCLOSED
YMK QUARTET	82,212	2021	CHINA	-	35.5	GREEK
WORLD ROYAL	61,201	2022	CHINA	4x30.5	35	UNDISCLOSED
SALVADOR	31,770	2002	JAPAN	4x30	7.5	UNDISCLOSED
GLORY TRADER	77,684	2004	CHINA	-	-	UNDISCLOSED
SEABOSS	55,426	2004	CHINA	4x30.5	11.7	VIETNAMESE
DAIDAN MUSTIKAWATI	55,765	2005	JAPAN	4x30.5	11	CHINESE
OCEAN GLORY	56,039	2006	JAPAN	4x30	13	GRAHAM SHIPPING
W-RAPTOR	76,499	2007	CHINA	-	12.8	CHINESE
NAVDHENU PURNA	53,490	2005	JAPAN	4x30.5	8.5	MIDDLE EASTERN
WIKANDA NAREE	53,857	2013	INDIA	4x36	14.8	UNDISCLOSED
GLOBAL SERENITY	32,313	2008	JAPAN	4x30.5	12.2	TURKISH
GRACEFUL GERTRUDE	33,225	2008	JAPAN	4x30	12.3	UNDISCLOSED
SUNRISE	37,268	2009	JAPAN	4x30	15	UNDISCLOSED
FEDERICO LI	92,330	2009	JAPAN	-	19.6	CHINESE
SUNSET	37,334	2009	JAPAN	4x30	15	TURKISH
CROWNED EAGLE	55,940	2008	JAPAN	4x30	16.5	UNDISCLOSED
SPRING SAMCHEONPO	119,597	2009	JAPAN	-	18.4	CHINESE
ST.PETER	32,688	2009	CHINA	4x30.5	10.4	MIDDLE EASTERN
ULTRA ROCANVILLE	61,683	2012	JAPAN	4x30	23.3	EUROPEAN
ECOOCEAN	55,636	2011	JAPAN	4x30	18.2	GRAHAM SHIPPING
AMIRA MIRO	55,598	2012	JAPAN	4x30.5	-	UNDISCLOSED
ATLANTIC LAUREL	33,271	2012	JAPAN	4x30	15.5	GREEK
DRAGONERA	35,732	2011	CHINA	4x30	14	UNDISCLOSED
KATYA ATK	28,467	2009	JAPAN	4x30.5	9	VIETNAMESE

Spot Market - Bulkers





CONTAINER SALES

NAME	DWT	BLT		GEAR	TEU	PRICE \$ (MIO)	BUYER
BUXCLIFF	79,501	2001	KOREA	-	6,712		ENBLOC BSS
BUXCOAST	79,559	2001	KOREA	-	6,712	45	CL OF MSC
EM ASTORIA	35,881	2004	POLAND	3x45	2,754	10	UNDISCLOSED
PRESIDIO	16,584	2003	GERMANY	-	1,200	-	CL OF MEDKON S.
AVERA	11,188	2003	GERMANY	2x45	862	4	GERMAN
CMA CGM BELLINI	73,235	2004	KOREA	-	5,782	18.8	UNDISCLOSED
MAERSK DOUALA	33,783	2004	GERMANY	3x45	2,478		ENBLOC BSS
MAERSK DAKAR	33,781	2004	GERMANY	3x45	2,478	-	CL OF MSC
ODYSSEUS	39,420	2006	KOREA	-	2,824	16	CL OF MSC
XIN XIN TIAN 1	37,786	2006	GERMANY	-	2,742	14	INDIAN
AS NADIA	46,269	2007	KOREA	-	3,586		ENBLOC BSS
AS RAGNA	21,120	2009	CHINA	-	1,496		CL OF MSC
CMA CGM VELA	131,831	2008	KOREA	-	11,262	-	CL OF CMA CGM
ROBIN 4	35,358	2007	CHINA	3x40	2,797	-	UNDISCLOSED
ALS APOLLO	51,758	2009	KOREA	-	4,253	24.5	CL OF GLOBAL F.

Ro-Pax / Fast Ferries SALES

NAME	GT	BLT		Pax	PRICE \$(MIO)	BUYER
-	-	-	-	-	-	-

CRUISE SALES

NAME	GT	BLT		Pax	PRICE \$ (MIO)	BUYER
WORLD EXPLORER	9923	2019	PORTUGAL	172		ENBLOC BSS
WORLD SEEKER	9934	2024	PORTUGAL	200	-	CL OF WINDSTAR CRUISES

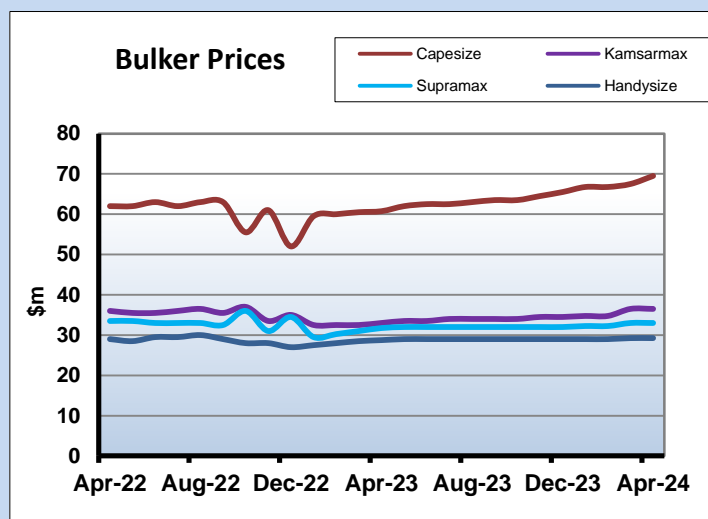
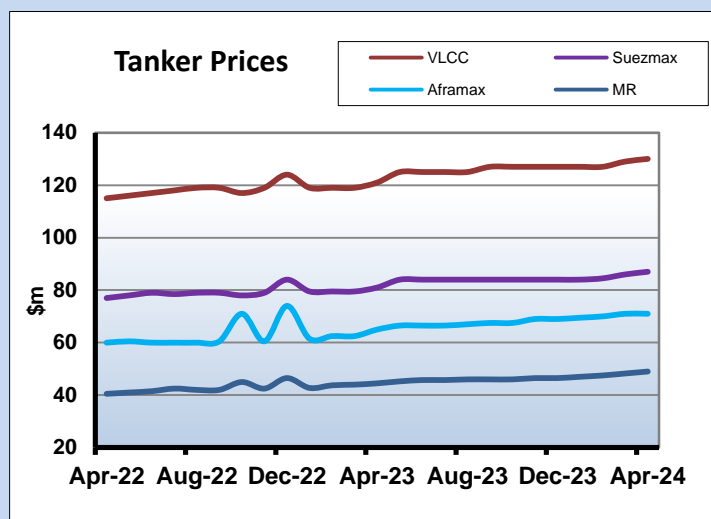
Ro-Ro SALES

NAME	GT	BLT		Pax	PRICE \$ (MIO)	BUYER
HOEGH KOBE	19,670	2006	KOREA	-	59	CL OF CHANGJIU LOG.
EXPRESS SKIATHOS	4885	1996	GREECE	1,403	9	CL OF 4NAVER SHIPHOL
PRINCE	9795	1979	IRELAND	1,302	-	UNDISCLOSED

OFFSHORE SALES

NAME	GT	BLT		BOLL. PULL	PRICE \$ (MIO)	BUYER
ROYAL	2045	2004	USA	-	-	CL OF BORDELON MARINE
STANDARD SUPPLIER	4201	2007	ROMANIA	-	-	UNDISCLOSED
HORIZON ENABLER	4769	2010	ROMANIA	-	-	CL OF NORTH SEA S.
SKANDI GAMMA	5054	2011	ROMANIA	-	-	UNDISCLOSED
MARSOL DRAGON		2014	ROMANIA	-	-	CL OF HORIZON OFFSHORE

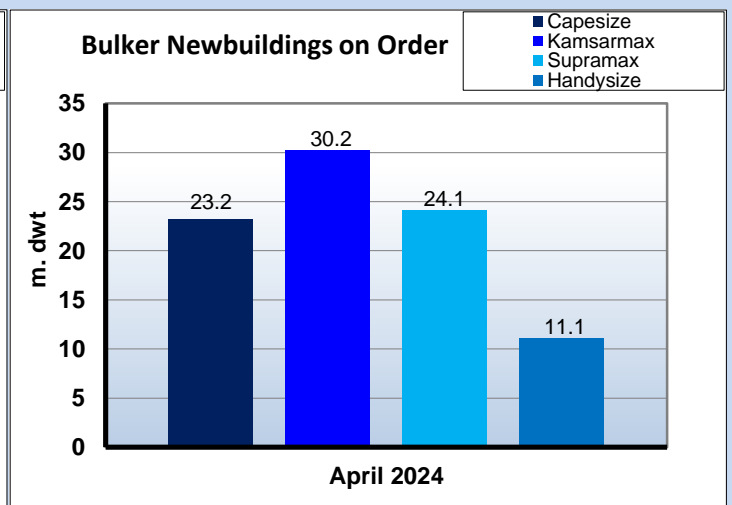
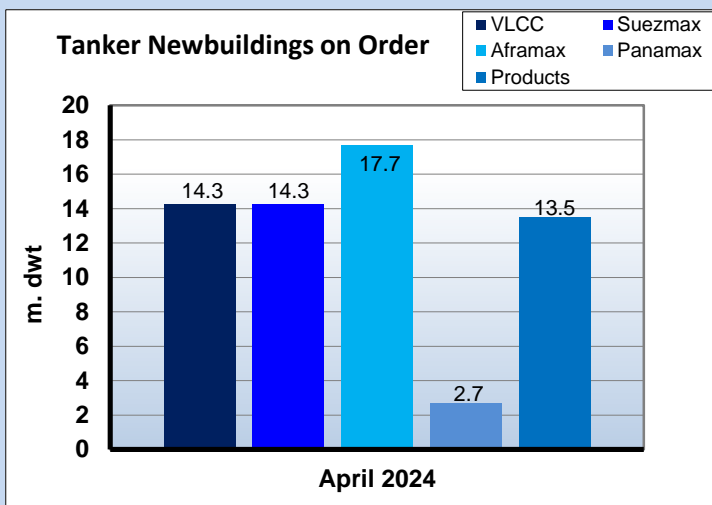
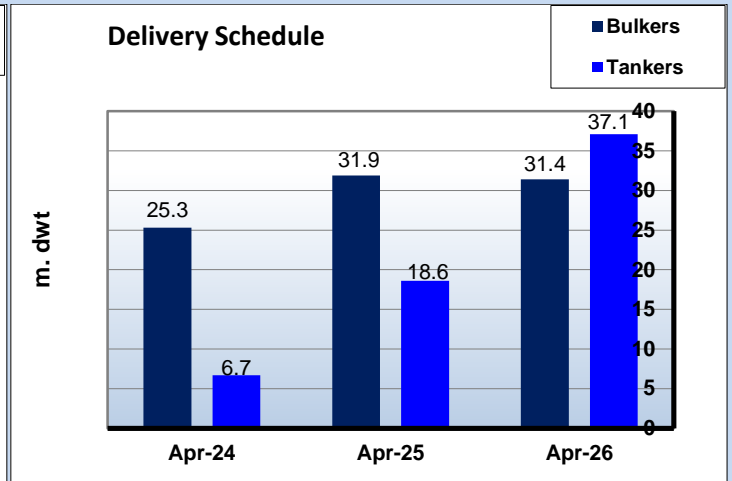
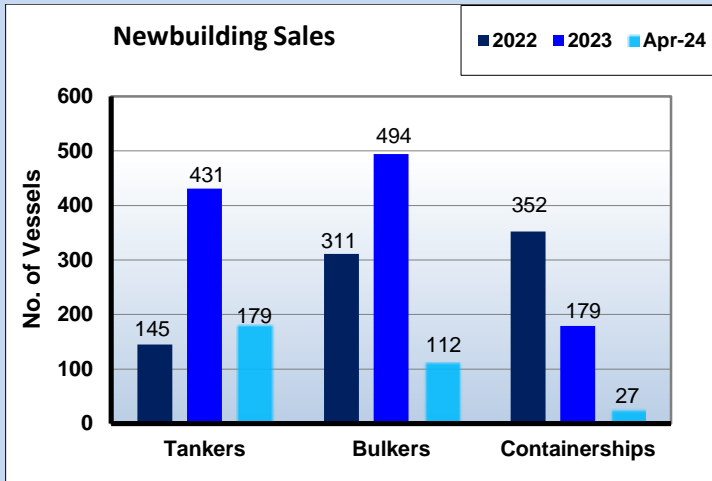
NEW BUILDING MARKET AND REPORTED CONTRACTS



Dry Bulk Orderbook				
Ship Type	m.Dwt 2024	2025	2026+	Total No. Ships
Capesize	4.5	7.1	11.7	110
Kamsarmax	7.7	10.1	12.4	367
Supra/Hmax	8.8	9.7	5.7	382
Handies	4.4	5.1	1.7	305
Total	25.3	31.9	31.4	1164

Tanker Orderbook				
Ship Type	m.Dwt 2024	2025	2026+	Total No. Ships
ULCC/VLCC	0.3	1.5	12.4	46
Suezmax	1.1	4.4	8.6	91
Aframax	2.5	6.7	8.5	154
Panamax	0.1	0.8	1.7	36
MR + Small	2.6	5.0	5.8	374
Total	6.7	18.6	37.1	701

LPG Orderbook				
Ship Type	,000cb 2024	2025	2026+	Total No. Ships
VLGC	1,362	2,029	8,269	126
LGC	45	180	549	17
MR	218	174	760	33
Handy	86	88	47	31
Small	5	4	0	3
Total m.Dwt	1.16	1.66	6.33	210



DWT in Thousands	Newbuilding Historical Prices (\$m)													
	Apr-24	2023	2022	2021	2020	2019	2018	2017	2016	2010	2005	2000	1995	1990
Tankers														
320 DWT ¹	130	127	124	110	85.5	95.6	92.4	81.5	84.5	104.8	120	76.5	85.3	87.4
170 DWT ¹	87	84	84	75	57	71.7	60.6	55	54.5	66.3	71.5	52.5	54	66.1
115 DWT ¹	71	69	74	58.5	46.5	55.1	48.1	44	44.5	56	58	41.5	43.3	53.2
50 DWT ¹	49	46.5	46.5	40	34	38.8	36.7	33.8	32.5	36.1	43	29.5	33.2	32.1
Bulkers														
185 DWT ¹	69.5	65.5	51.5	46.5	51.8	50.4	44	42	46	57.2	58.5	40.5	42.3	60.2
83 DWT ¹	36.5	34.5	35	26	30.6	28.1	25.5	24.5	25.7	34.3	36	22.5	27.9	30
64 DWT ¹	33	32	34	24	27.4	26.2	24	22.3	24.1	31.1	31	20.5	24.1	25.3
35 DWT ¹	29.25	29	27	23	22.6	23.9	22	19.5	20.3	26.3	25.5	15	19.2	21.3
	¹ Before 2001 sizes to read 280,000 - 140,000 - 95,000 - 40,000 respectively for tankers and 150,000 - 69,000 for Bulkers ² Single Hull ³ 30,000 DWT +Prior 2017 to read 73 - 76k dwt, 45k dwt & 30k dwt													
	(note: above is for vessels built Japan / Korea, you should also consider US\$ / Yen / Won relation for the years mentioned)													

Newbuilding Orders

TYPE	DWT	BUILDER	DELIVERY	PRICE \$	OWNER	NOTES
CHEM&OIL	49,500	GSI NANSHA	2027	-	LEONHARDT & BLUMBERG	-
CHEM&OIL	49,500	GSI NANSHA	2027	-	LEONHARDT & BLUMBERG	-
CHEM&OIL	50,000	HYUNDAI MIPO	AUG 2026	51.75	PAN OCEAN	SCRUB.FITD.
CHEM&OIL	50,000	HYUNDAI MIPO	JUL 2026	51.75	PAN OCEAN	SCRUB.FITD.
CHEM&OIL	50,000	HYUNDAI MIPO	JUN 2026	51.75	PAN OCEAN	SCRUB.FITD.
CHEM&OIL	50,000	HYUNDAI MIPO	MAY 2026	51.75	PAN OCEAN	SCRUB.FITD.
BULK	63,000	NEW DAYANG SB	2028	-	HUAXIA LEASING	-
BULK	63,000	NEW DAYANG SB	2028	-	HUAXIA LEASING	-
BULK	63,000	NEW DAYANG SB	2027	-	HUAXIA LEASING	-
BULK	63,000	NEW DAYANG SB	2027	-	HUAXIA LEASING	-
BULK	63,000	NEW DAYANG SB	2027	-	HUAXIA LEASING	-
BULK	63,000	NEW DAYANG SB	2027	-	HUAXIA LEASING	-
BULK	63,000	NEW DAYANG SB	2027	-	HUAXIA LEASING	-
BULK	63,000	NEW DAYANG SB	2027	-	HUAXIA LEASING	-
LNG	96,000	HANWHA OCEAN	AUG 2027	230	K-LINE	LNG
LNG	96,000	HANWHA OCEAN	MAY 2027	230	K-LINE	LNG
LNG	96,000	HANWHA OCEAN	MAR 2027	230	K-LINE	LNG
LNG	96,000	HANWHA OCEAN	DEC 2026	230	K-LINE	LNG
CRUISE	4,985	FINCANTIERI MARGHERA	JUL 2029	-	REGENT SEVEN SEAS	-
CRUISE	4,985	FINCANTIERI MARGHERA	DEC 2026	-	REGENT SEVEN SEAS	-
CRUISE	5,500	FINCANTIERI MARGHERA	JAN 2029	-	REGENT SEVEN SEAS	-
CRUISE	5,500	FINCANTIERI MARGHERA	JUL 2027	-	REGENT SEVEN SEAS	-
CHEM&OIL	13,000	ZHOUSHAN NINGSHING	MAY 2025	167	XINGTONG & IMC SHPG	-
OPEN HATCH	82,300	HUANGPU WENCHONG	2028	-	GEARBULK	-
OPEN HATCH	82,300	HUANGPU WENCHONG	2028	-	GEARBULK	-
OPEN HATCH	82,300	HUANGPU WENCHONG	JUN 2027	-	GEARBULK	-
OPEN HATCH	82,300	HUANGPU WENCHONG	MAR 2027	-	GEARBULK	-
CONTAINER	55,000	HUANGPU WENCHONG	DEC 2028	-	ARKAS LINE	-
CONTAINER	55,000	HUANGPU WENCHONG	OCT 2028	-	ARKAS LINE	-
CONTAINER	55,000	HUANGPU WENCHONG	JUN 2028	-	ARKAS LINE	-
CONTAINER	55,000	HUANGPU WENCHONG	JUN 2028	-	ARKAS LINE	-
CONTAINER	55,000	HUANGPU WENCHONG	APR 2028	-	ARKAS LINE	-
CONTAINER	55,000	HUANGPU WENCHONG	FEB 2028	-	ARKAS LINE	-
AMMONIA/LPG	59,000	HYUNDAI SAMHO HI	JUL 2028	116.90	MAERSK TANKERS	-

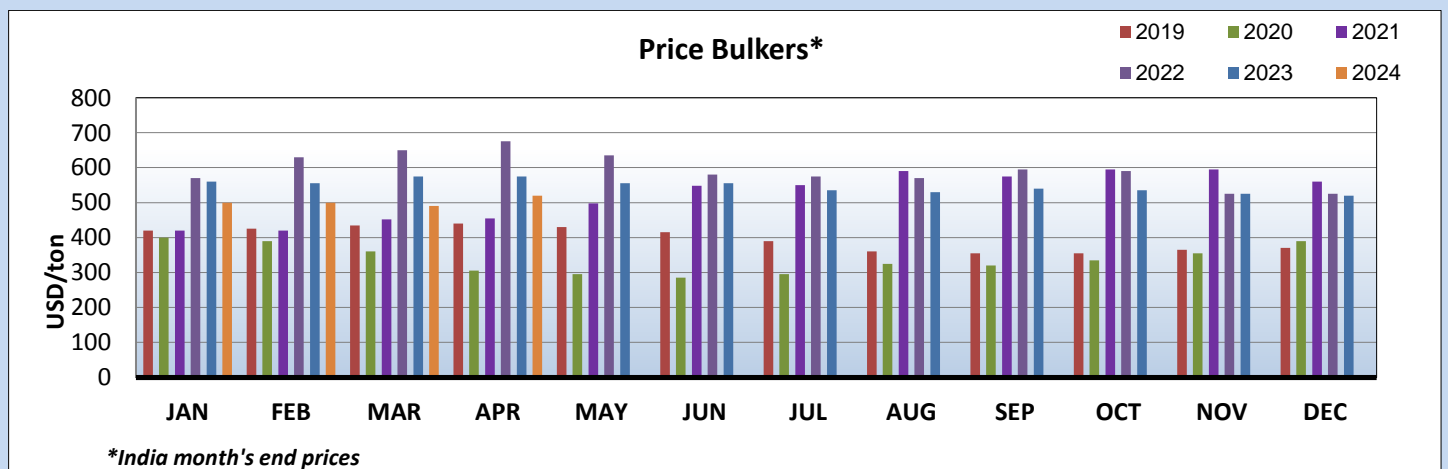
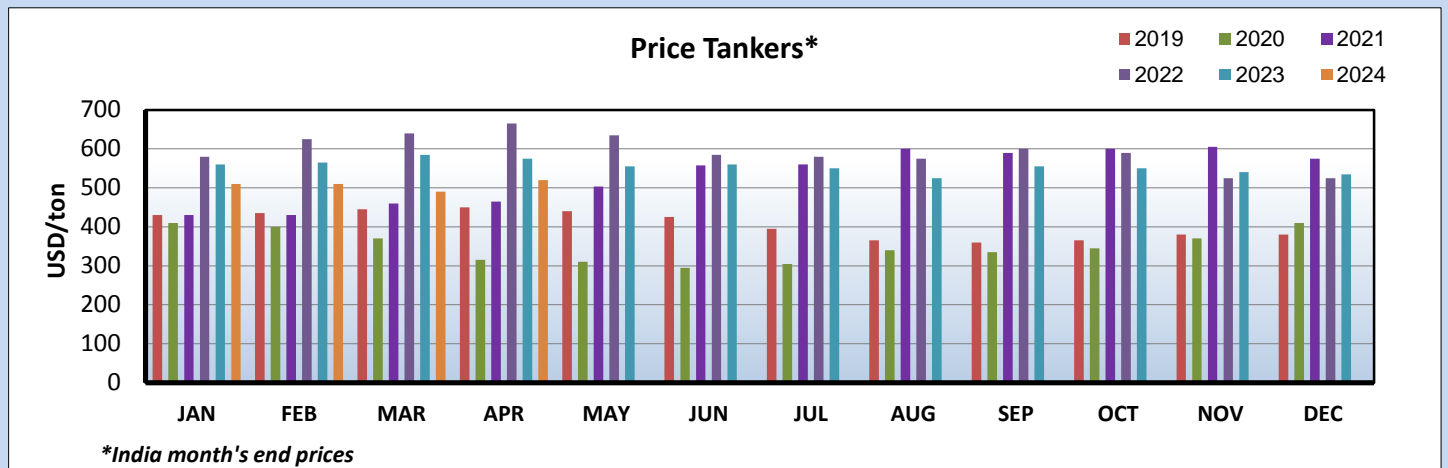
AMMONIA/LPG	59,000	HYUNDAI SAMHO HI	MAY 2028	116.90	MAERSK TANKERS	-
AMMONIA/LPG	59,000	HYUNDAI SAMHO HI	MAR 2028	116.90	MAERSK TANKERS	-
AMMONIA/LPG	59,000	HYUNDAI SAMHO HI	JAN 2028	116.90	MAERSK TANKERS	-
BULK	210,000	QINGDAO YANGFAN	2028	-	SEATANKERS MGMT	SCRUB. FITD.
BULK	210,000	QINGDAO YANGFAN	2028	-	SEATANKERS MGMT	SCRUB. FITD.
BULK	210,000	QINGDAO YANGFAN	2027	-	SEATANKERS MGMT	SCRUB. FITD.
BULK	210,000	QINGDAO YANGFAN	2027	-	SEATANKERS MGMT	SCRUB. FITD.
BULK	63,500	HANTONG WING-HI	2027	32.50	ATLANTSKA PLOVIDBA	-
BULK	82,000	HENGLI SB (DALIAN)	SEP 2027	-	CINER SHIPPING	SCRUB.FITD.
BULK	82,000	HENGLI SB (DALIAN)	JUL 2027	-	CINER SHIPPING	SCRUB.FITD.
BULK	82,000	HENGLI SB (DALIAN)	MAY 2027	-	CINER SHIPPING	SCRUB.FITD.
BULK	82,000	HENGLI SB (DALIAN)	MAR 2027	-	CINER SHIPPING	SCRUB.FITD.
LV DK CARGO	13,000	TAIZHOU SANFU	FEB 2026	-	MOL DRYBULK	-
GCARGO	6,750	ROYAL BODEWES SY	DEC 2026	-	MERIAURA OY	BIOFUEL
GCARGO	6,750	ROYAL BODEWES SY	DEC 2026	-	MERIAURA OY	BIOFUEL
CHEM&OIL	18,500	FUJIAN SOUTHEAST	MAR 2026	32.30	SEACON SHIPPING	MTHNL READY
CHEM&OIL	18,500	FUJIAN SOUTHEAST	DEC 2025	32.30	SEACON SHIPPING	MTHNL READY
PRODUCTS	75,000	JIANGSU NEW YZJ	NOV 2027	55.40	D'AMICO SOC DI NAV	
PRODUCTS	75,000	JIANGSU NEW YZJ	NOV 2027	55.40	D'AMICO SOC DI NAV	
TANKER	115,000	DALIAN SHIPBUILDING	2027	-	AET TANKERS	AMMONIA
TANKER	115,000	DALIAN SHIPBUILDING	2027	-	AET TANKERS	AMMONIA
CHEM&OIL	6,800	NEW JIANGZHOU SB	2027	-	M.H. SIMONSEN	
CHEM&OIL	6,800	NEW JIANGZHOU SB	2026	-	M.H. SIMONSEN	
CHEM&OIL	6,800	NEW JIANGZHOU SB	2026	-	M.H. SIMONSEN	
CHEM&OIL	6,800	NEW JIANGZHOU SB	2026	-	M.H. SIMONSEN	
CHEM&OIL	6,800	NEW JIANGZHOU SB	2026	-	M.H. SIMONSEN	
CHEM&OIL	6,800	NEW JIANGZHOU SB	2026	-	M.H. SIMONSEN	
CHEM&OIL	6,800	NEW JIANGZHOU SB	2026	-	M.H. SIMONSEN	
CHEM&OIL	6,800	NEW JIANGZHOU SB	2026	-	M.H. SIMONSEN	
BULK	63,000	NEW DAYANG SB	2027	-	WAH KWONG MARITIME	-
BULK	63,000	NEW DAYANG SB	2027	-	WAH KWONG MARITIME	-
OPEN HATCH	40,000	HUANGHAI SB	2026	-	ATHENIAN SHIPPING	-
OPEN HATCH	40,000	HUANGHAI SB	2026	-	ATHENIAN SHIPPING	-
LNG	15,000	NANTONG CIMC SOE	FEB 2027	-	AVENIR LNG	LNG
BUNKERING						
LNG	15,000	NANTONG CIMC SOE	NOV 2026	-	AVENIR LNG	LNG
BUNKERING						
CHEM&OIL	25,900	CMJL (YANGZHOU)	2029	-	SC SHIPPING	-
CHEM&OIL	25,900	CMJL (YANGZHOU)	2029	-	SC SHIPPING	-
CHEM&OIL	25,900	CMJL (YANGZHOU)	2028	-	SC SHIPPING	-
CHEM&OIL	25,900	CMJL (YANGZHOU)	2028	-	SC SHIPPING	-
CHEM&OIL	25,900	CMJL (YANGZHOU)	2028	-	SC SHIPPING	-
CHEM&OIL	25,900	CMJL (YANGZHOU)	2028	-	SC SHIPPING	-
CHEM&OIL	25,900	CMJL (YANGZHOU)	2027	-	SC SHIPPING	-
CHEM&OIL	25,900	CMJL (YANGZHOU)	2027	-	SC SHIPPING	-
CHEM&OIL	25,900	CMJL (YANGZHOU)	2026	-	SC SHIPPING	-
CHEM&OIL	25,900	CMJL (YANGZHOU)	2026	-	SC SHIPPING	-

DEMOLITION MARKET

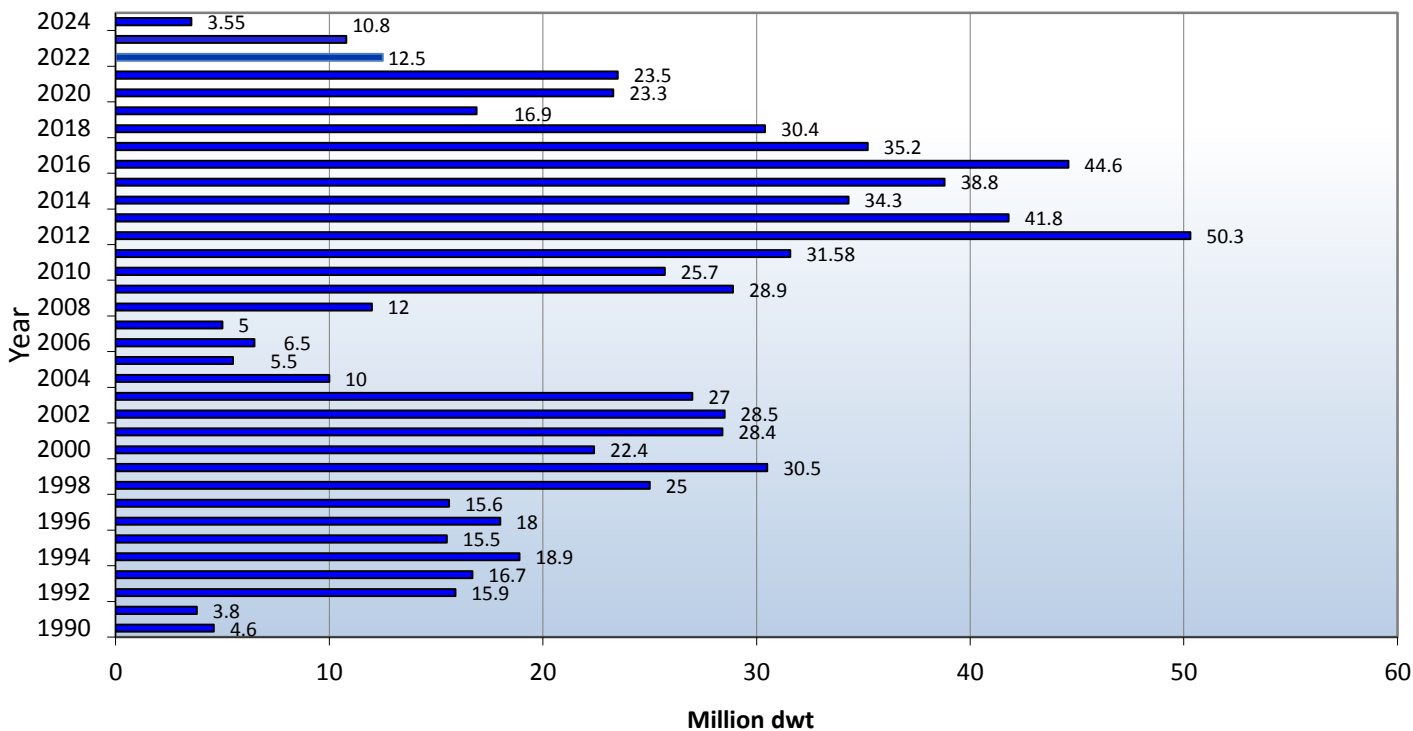
* MONTH'S END PRICES

Demolition Prices		
	Gen Cargo	Tanker
India	515/lt Ldt	520/lt Ldt
Bangladesh	535/lt Ldt	535/lt Ldt
Pakistan	530/lt Ldt	530/lt Ldt
Turkey	335/lt Ldt	335/lt Ldt

Demolition Historical Data

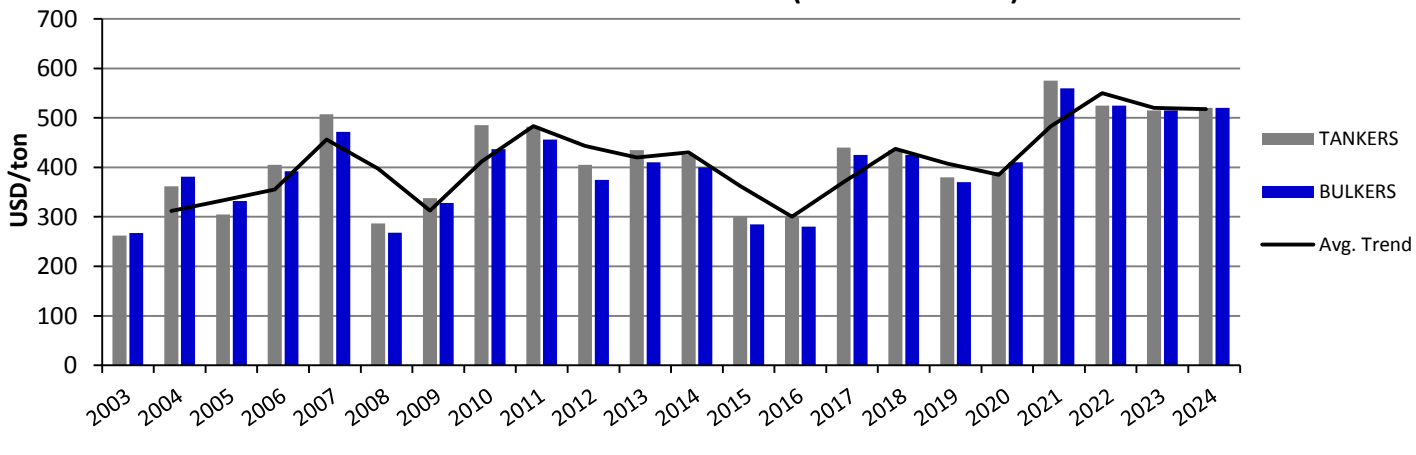


Total Demolition (Dwt)



* Bss reported sales

Historical Demolition Prices (India Year's End)



HISTORICAL DEMOLITION PRICES (*Indian Year's End)																			
	2006	2007	2008	2009	2010	2011	2012	2013	2014	2015	2016	2017	2018	2019	2020	2021	2022	2023	CURR
WET	405	507	287	338	485	482	405	435	425	300	300	440	435	380	410	575	525	515	520
DRY	392	472	268	328	437	456	375	410	400	285	280	425	425	370	390	560	525	515	520

India

<i>TYPE</i>	<i>NAME</i>	<i>DWT</i>	<i>BLT</i>	<i>LDT</i>	<i>PRICE \$/LDT</i>	<i>COMMENTS</i>
TANK	ASPHALT PRINCESS	9,748	1976	3,271	-	-
RORO	AMANAH	3,250	1979	-	530	-
CONT	MSC NILGUN	42,413	1994	12,355	565	-
CONT	SINOKOR QINGDAO	11,031	1999	-	-	-
TANK	JAL GAMINI	157,449	2000	22,572	541	-

Bangladesh

<i>TYPE</i>	<i>NAME</i>	<i>DWT</i>	<i>BLT</i>	<i>LDT</i>	<i>PRICE \$/LDT</i>	<i>COMMENTS</i>
BULK	ONE VICTORY	45,496	1996	7,685	-	-
TANK	LU ZHOU	2,416	1983	-	-	-
CONT	SINOKOR HONGKONG	17,468	1996	-	-	-
CONT	HE SHENG	12,895	2002	4,886	552	-
TANK	XIN RUN 66	4,918	2004	-	525	-
TUG	DONG FANG YONG SHI 2	1,477	1983	-	-	-

Pakistan

<i>TYPE</i>	<i>NAME</i>	<i>DWT</i>	<i>BLT</i>	<i>LDT</i>	<i>PRICE \$/LDT</i>	<i>COMMENTS</i>
TWEEN	SEA FLOWER	12,800	1991	-	-	-
BULK	TORO BIANCO	69,045	1995	10,377	532	-

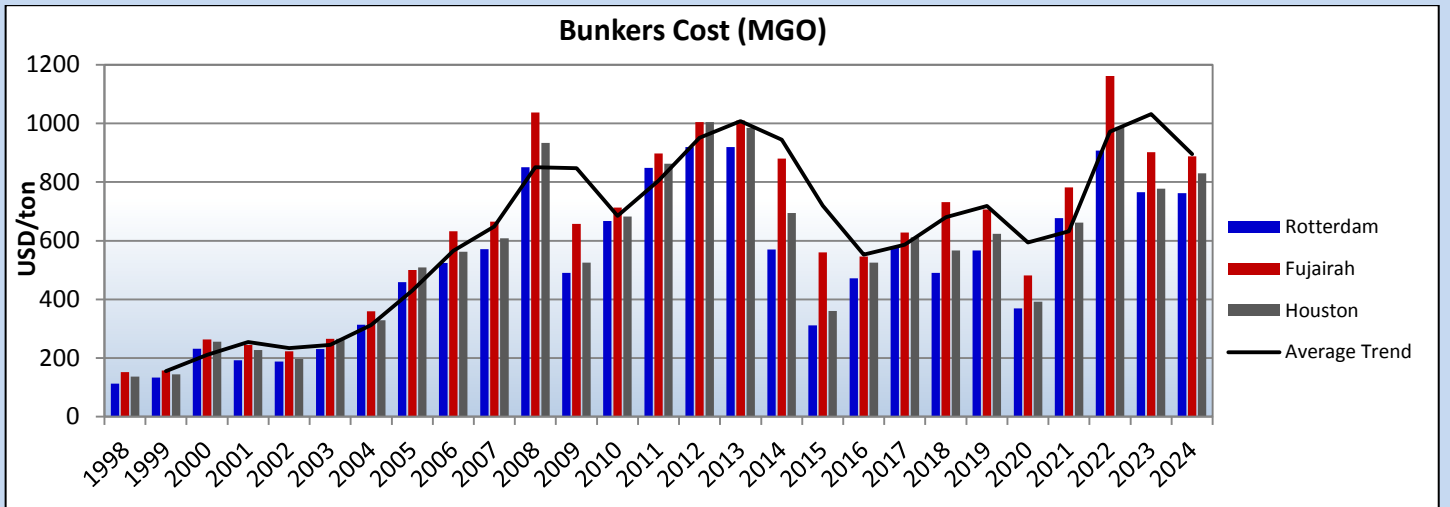
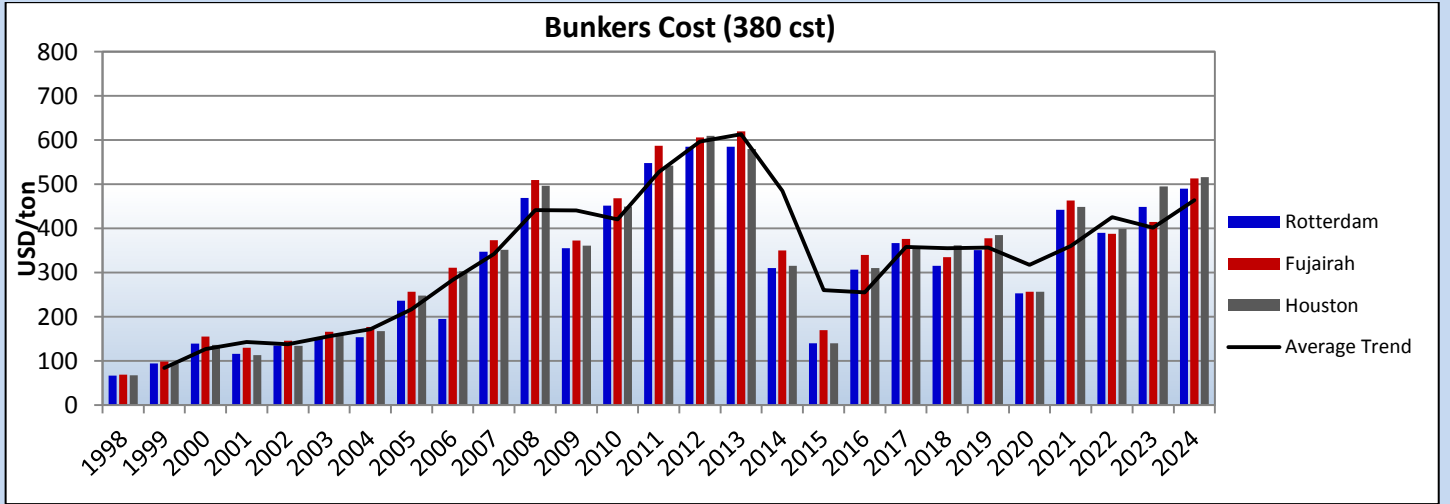
Turkey

<i>TYPE</i>	<i>NAME</i>	<i>DWT</i>	<i>BLT</i>	<i>LDT</i>	<i>PRICE \$/LDT</i>	<i>COMMENTS</i>
BULK	KALELI ANA	6,302	1976	-	-	-

Other

<i>TYPE</i>	<i>NAME</i>	<i>DWT</i>	<i>BLT</i>	<i>LDT</i>	<i>PRICE \$/LDT</i>	<i>COMMENTS</i>
BULK	KOSEKI MARU NO.2	23,866	1983	-	485	-
BULK	GUO DIAN 6	69,25	1993	9,462	468	-
BULK	JIN HAI FU	73,222	1995	10,607	-	-
TANK	STAR ARUBA	1,515	1972	-	-	-
TANK	PETROLEO NAUTIPA	141,330	1975	-	455	-
CONT	BORDER	14,120	1993	5,723	454	-

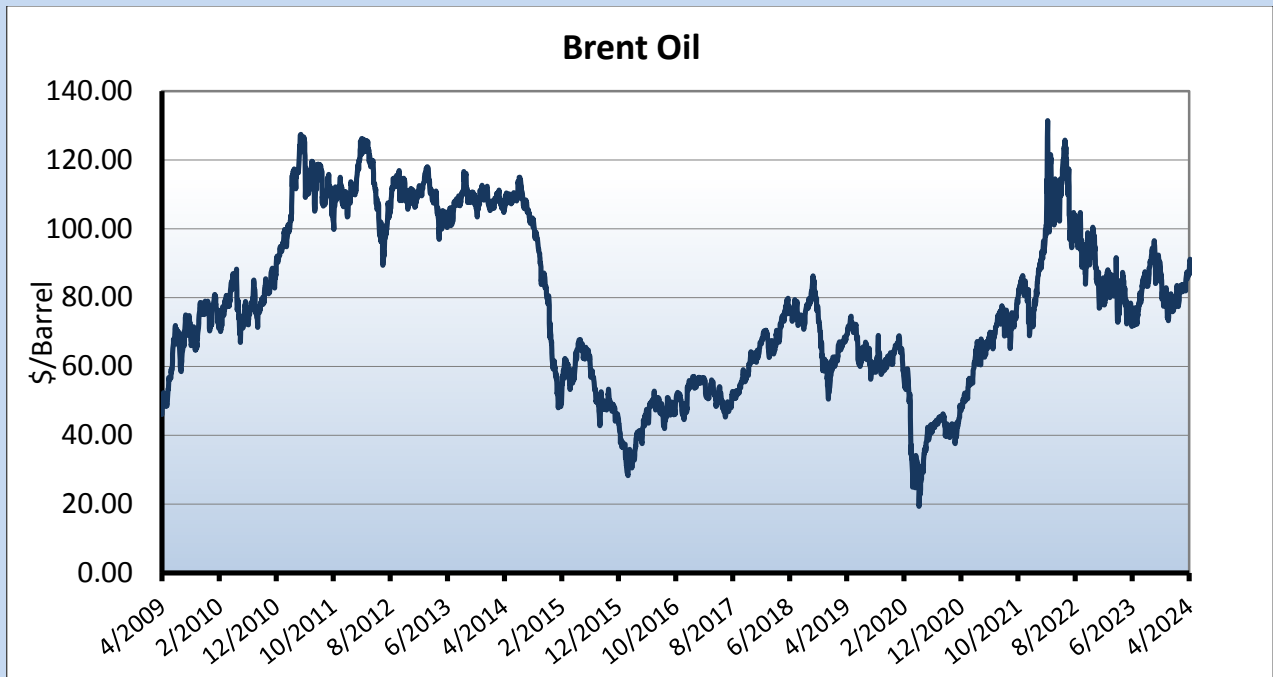
HISTORICAL BUNKER PRICES



	HISTORICAL BUNKER PRICES					
	Rotterdam		Fujairah		Houston	
	380 cst	MGO	380 cst	MGO	380 cst	MGO
2003	151	230.4	166.3	265.2	160.2	265.1
2004	154	313.4	176.7	359.3	167.3	328.7
2005	236	458.4	256.6	500.1	248.3	508.5
2006	195	524.1	310.9	631.8	303	562.3
2007	347	571.3	373.7	664.7	351.8	608.6
2008	469	850.7	509.4	1037.7	496.8	933.2
2009	355	490.6	372.8	657	360.7	525
2010	452	667.1	468.2	712.9	449.3	683
2011	548	848.6	587.5	897.5	542.1	862.4
2012	585	920	606	1005	610	1005
2013	585	920	620	1010	580	985
2014	310	570	350	880	315	695
2015	140	311	170	560	140	360
2016	307	472	340	546	310	525
2017	367	579	376	627.5	356	612
2018	315	490	335	732	362	567
2019	290.4	607.2	290.3	760.3	342	647.8
2020	302	426	312	474	296	461.75
2021	442.5	677	463	782	449	661.5
2022	390	908	388	1162	399	988.50
2023	449	766	415	902	449	778
30-04-24	490	762	513	888	516	830

MARKET INDICATORS





	GBP	CAD	EUR	JPY	CHF	USD	AUD
GBP	1	0.6812	0.8550	0.0051	0.8744	0.7974	0.5207
CAD	1.7170	1	1.4681	0.0087	1.5014	1.3690	0.8940
EUR	1.1696	0.6811	1	0.0059	1.0225	0.9325	0.6089
JPY	196.8373	114.6311	168.2917	1	172.0724	156.9300	102.4753
CHF	1.1439	0.6662	0.9780	0.0058	1	0.9120	0.5955
USD	1.2543	0.7305	1.0724	0.0064	1.0965	1	0.6530
AUD	1.9208	1.1186	1.6423	0.0098	1.6792	1.5314	1

* 30/04/2024 values

STOCK WATCH

NAME	TICKET	THIS MONTH*	LAST MONTH	CHANGE %	52w HIGH	52w LOW
Capital Product Partners	CPLP	15.78	17.40	-9.31%	18.85	12.02
Diana Shipping Inc.	DSX	2.98	2.89	3.11%	4.16	2.81
Dynagas LNG Partners LP	DLNG	3.84	2.93	31.06%	3.87	2.27
Eagle Bulk Shipping Inc.	EGLE	62.60	62.47	0.21%	65.09	39.15
Euroseas Ltd.	ESEA	34.10	35.85	-4.88%	42.29	18.05
Costamare Inc.	CMRE	11.91	11.35	4.93%	11.97	7.71
Navios Maritime Holdings	NM	4.25	5.25	-19.05%	5.60	1.50
GasLog Ltd.	GLOG	26	25.86	0.54%	28.63	21.42
Safe Bulkers Inc.	SB	5.14	4.96	3.63%	5.24	2.97
Star Bulk Carriers Corp.	SBLK	24.63	23.87	3.18%	25.16	16.57
Stealthgas Inc.	GASS	6.20	5.94	4.38%	7.98	2.66
TEN Inc.	TNP	25.73	25.39	1.34%	27.20	15.50
TOP Ships Inc.	TOPS	12.40	14.02	-11.55%	18.97	5.51
Danaos Corporation	DAC	77.09	72.2	6.77%	80.39	53.89

* 30/04/2024 values

~~~~~

Disclaimer: Information and data that appear in this report have been obtained from various sources which are believed to be correct and reliable. However, Athenian Shipbrokers S.A. does not guarantee their accuracy or completeness and therefore cannot be held liable for any loss incurred as a result of reliance in any way whatsoever on the information contained herein.

Kind Regards,



**ATHENIAN SHIPBROKERS S.A.**