



ATHENIAN SHIPBROKERS S.A.

107-109, Vas. Pavlou Str., GR 166 73, Voula, Athens, Greece

Tel: +30 210 9659700 - Fax: +30 210 8996040

Email S & P : athenian@atheniansa.gr

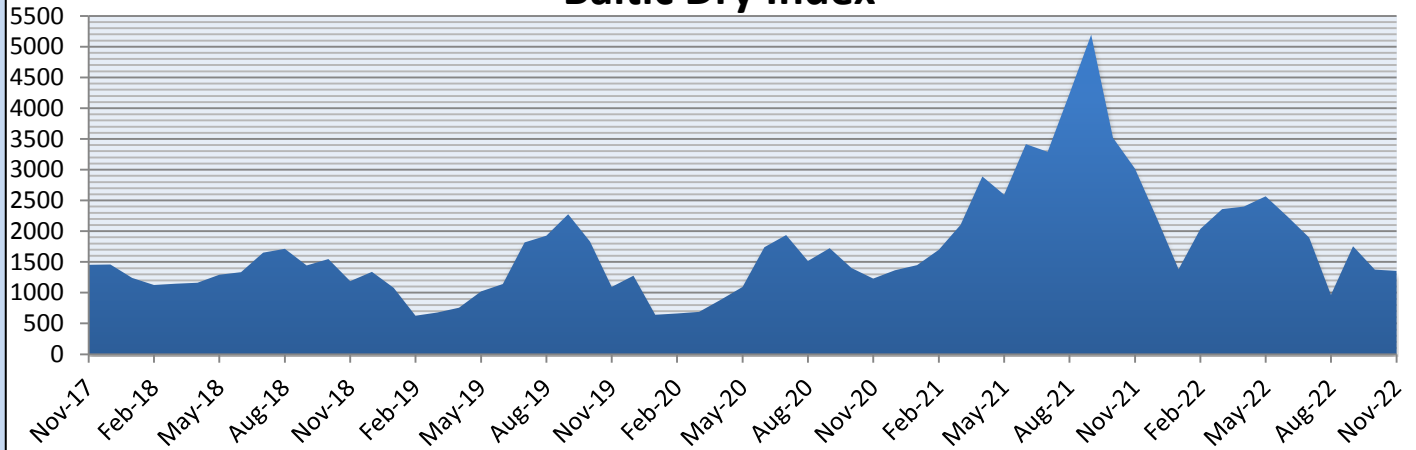
Email Chartering : chartering@atheniansa.gr

www.atheniansa.gr

NOV 2022

MONTHLY REPORT

Baltic Dry Index



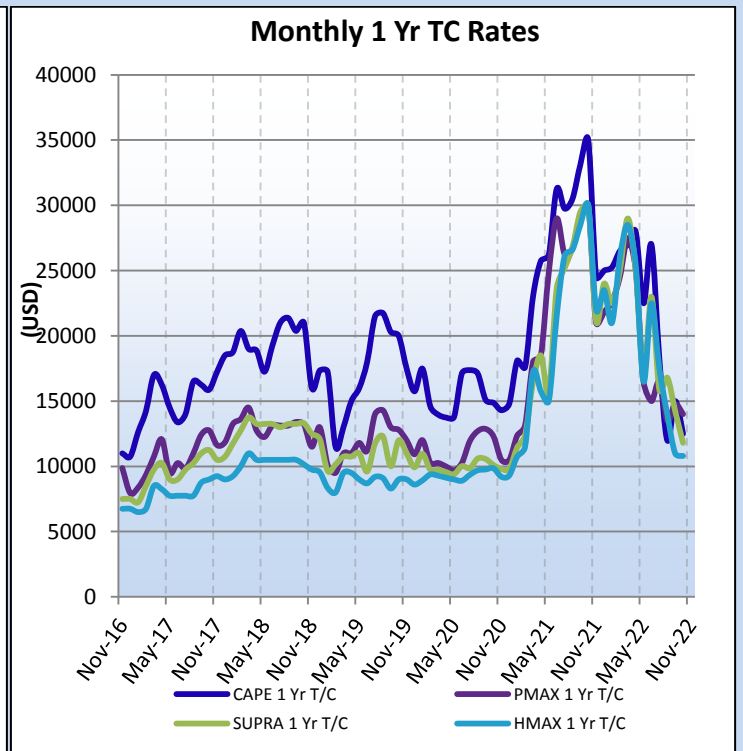
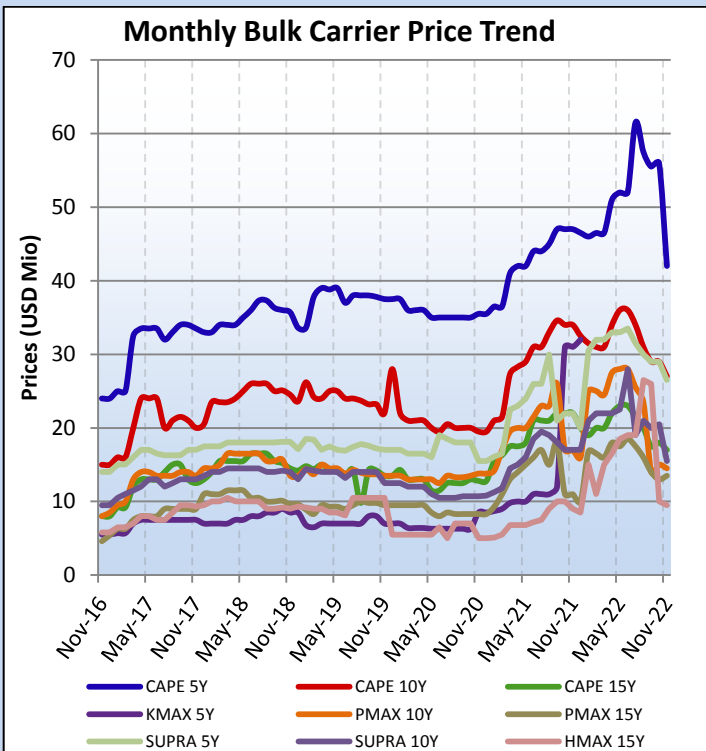
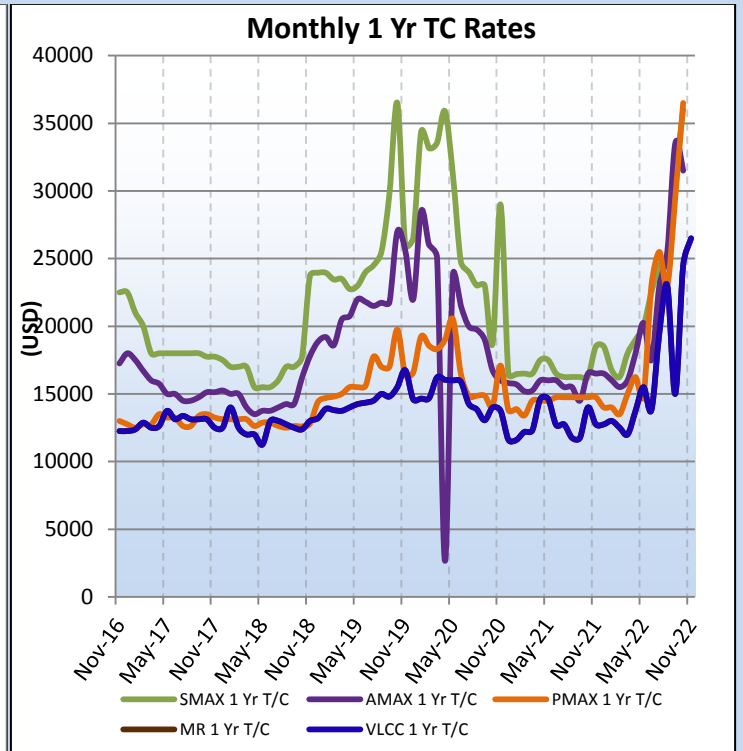
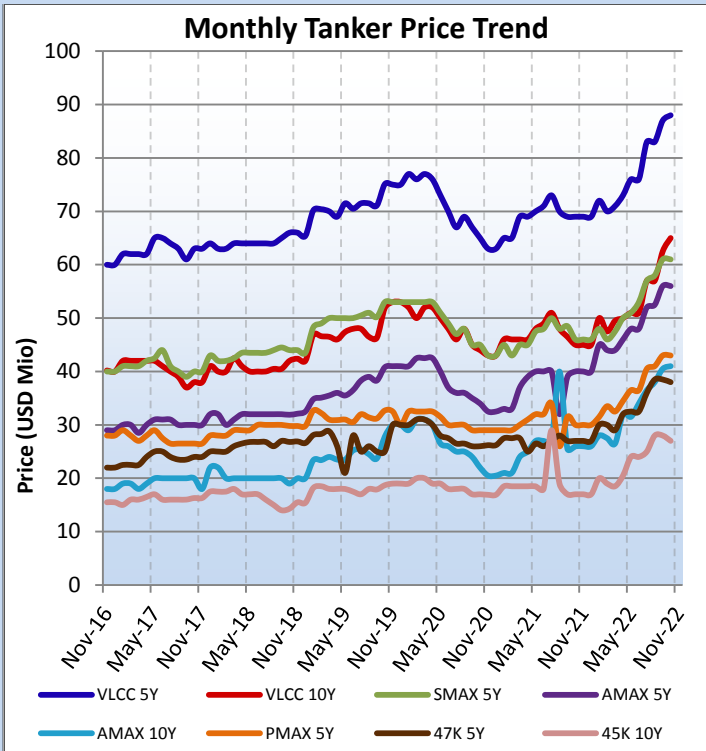
PRICES TANKERS (\$ MIO)

* Prices reflect Year's End	2016	2017	2018	2019	2020	2021	NOV-22
VLCC 5Y	60	64	63	75	63	69	89
VLCC 10Y	40	41	40	53	43	45	65
SUEZMAX 5Y	40	43	42	53	42	46	61
AFRAMAX 5Y	29	32	32	41	42.5	40	57
AFRAMAX 10Y	18	22	22	30	28.3	26	41.5
PANAMAX 5Y	28	28	28	30	29.5	30	44
51K 5Y	22	25	27.5	30	26.5	27	39.5
47K 10Y	15.5	17.5	16.5	19	17.5	17	29

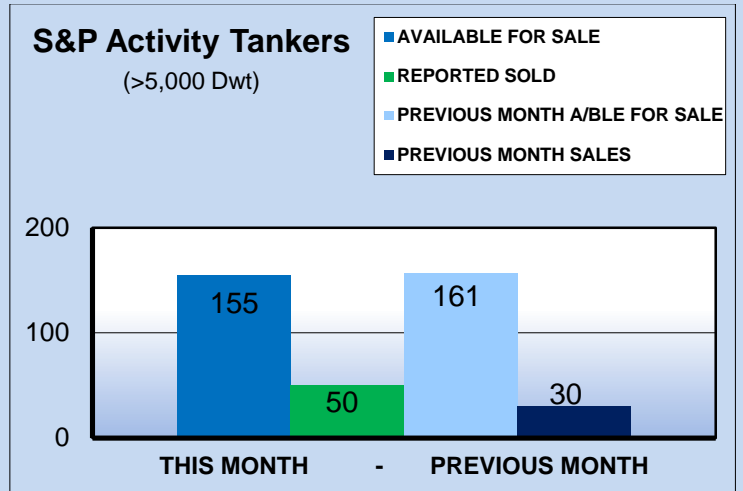
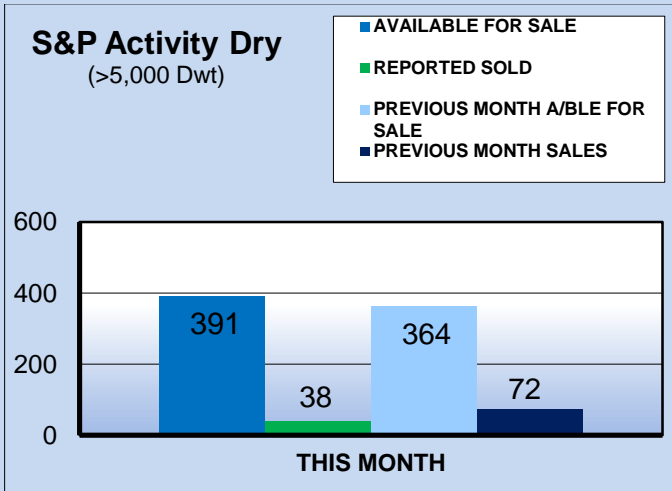
PRICES BULKERS (\$ MIO)

* Prices reflect Year's End	2016	2017	2018	2019	2020	2021	NOV-22
CAPE SIZE 5Y	24	33	33	37.5	35.3	46.5	42
CAPE SIZE 10Y	15	20.5	23.5	22	19	32.5	27.5
CAPE SIZE 15Y	8	13	14	13.5	12	20	17
KAMSARMAX 5Y	14	22.5	23.5	23.5	21.8	32	29.5
KAMSARMAX 10Y	8.5	14.5	14.5	13.5	13.5	22	22
PANAMAX 15Y	5.4	11	9	9.5	8.8	16	13.75
PANAMAX 20Y	3.6	6.5	6.5	6	5.7	10	12
ULTRAMAX 5Y	14	17.5	18	17	17.3	29	27
SUPRAMAX 10Y	9.5	13.5	14	12.5	10.5	20	17.5
HANDYMAX 5Y	12.2	14.3	15	16.7	14.5	24	23
HANDYMAX 10Y	7	10.5	11.8	9.2	8.7	17	15

SECOND HAND SALES & CHARTER FIXTURE TRENDS

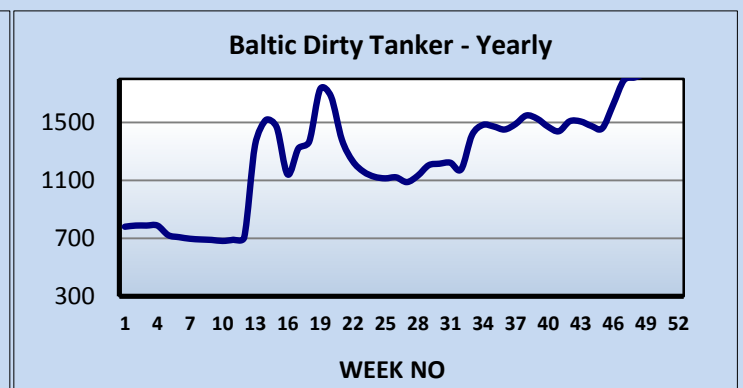
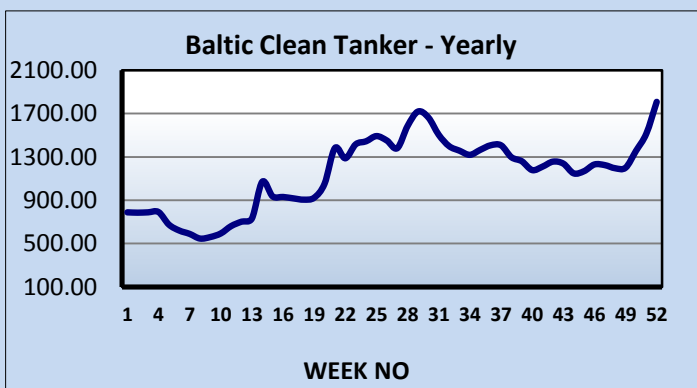


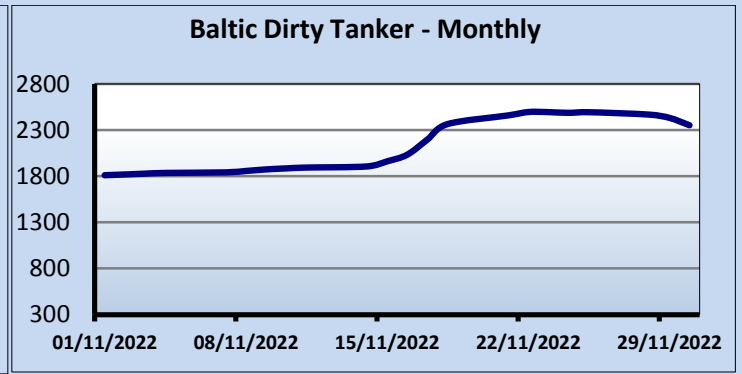
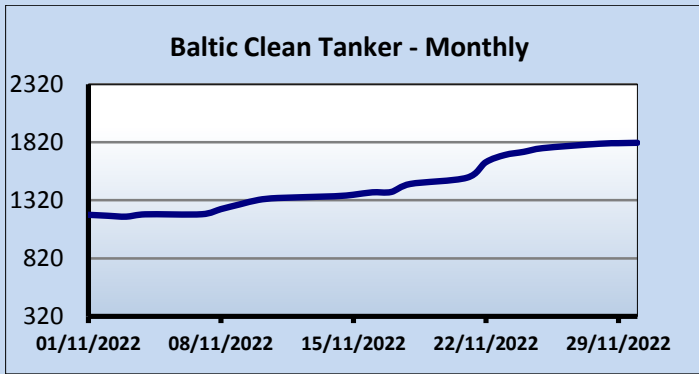
SECOND HAND TONNAGE MARKET



* Excluding demolition sales

Ship Type	Sale and Purchase Market							Total
	Jun-22	Jul-22	Aug-22	Sep-22	Oct-22	Nov-22		
BULK	45	46	28	27	66	36	248	
TANK	39	36	43	30	50	30	228	
GAS	1	4	3	2	14	7	31	
CONT	14	8	7	4	6	2	41	
TWEEN/MPP	0	0	0	0	0	0	0	
REEF	3	0	0	0	1	2	6	
RORO	1	0	1	1	0	3	6	
FERRY	0	0	0	0	0	0	0	
CRUISE	4	0	1	0	0	0	5	
Total	107	94	83	64	137	80	565	





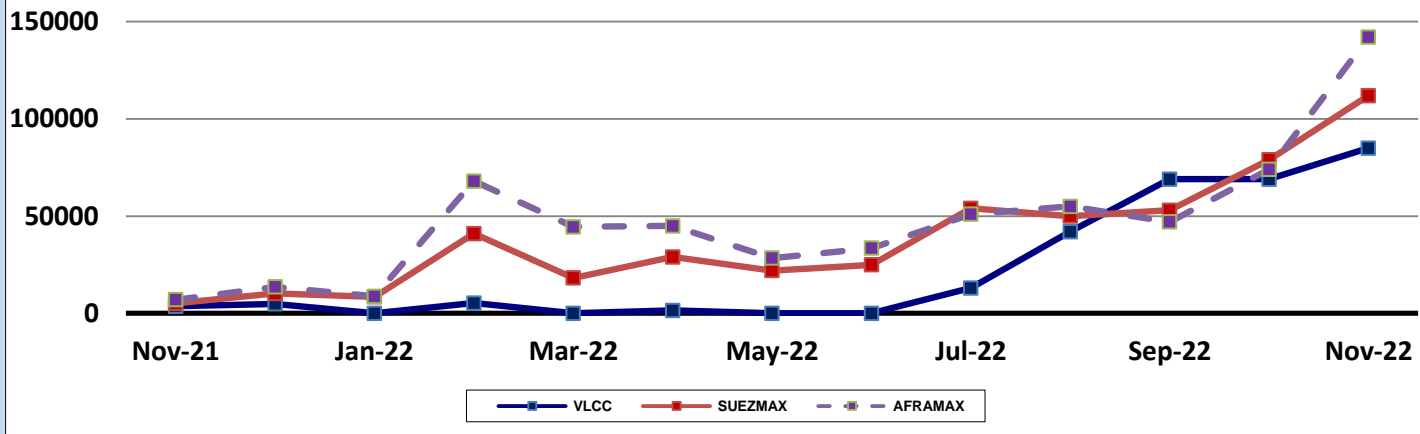
TANKER SALES

<i>NAME</i>	<i>DWT</i>	<i>BLT</i>		<i>PRICE \$ (MIO)</i>	<i>BUYER</i>
WOJIN CHEMS	12675	1999	JAPAN	-	CL. OF BERLIAN LAJU TANKER
MARIA GRACE	160289	2002	KOREA	-	UNDISCLOSED
PSS ENERGY	37244	2001	KOREA	25	ENBLOC BSS
PSS VITALITY	37297	2002	KOREA		FAR EASTERN BUYERS
STO CAMELLIA	11679	2000	JAPAN	5.6	INDONESIAN BUYERS
AUGUSTA	72344	2003	CHINA	12	UNDISCLOSED
MTM FAIFIELD	20585	2002	JAPAN	22	ENBLOC BSS
MTM TOKYO	20857	2003	JAPAN		UNDISCLOSED
ERAWAN 10	44998	2003	JAPAN	12	FAR EASTERN BUYERS
PGC IKAROS	72829	2004	CHINA	12.7	UNDISCLOSED
VALTAMED	158609	2004	KOREA	26	ANDROMEDA SHIPPING
ORTOLAN COCO	74992	2008	CROATIA	20.5	GREEK BUYERS
AVALON	24035	2005	CROATIA	9.4	GREEK BUYERS
SIFIS	105827	2007	JAPAN	32	UNDISCLOSED
NORDIC TRISTAN	73604	2007	CHINA	21	UNDISCLOSED
CELSIUS RIMINI	53603	2009	JAPAN	24.4	UNDISCLOSED
YU RU	16718	2011	CHINA	12.5	INDIAN BUYERS
FOS HAMILTON	105408	2013	KOREA	43.75	CL. OF PERFORMANCE SHPNG
ELANDRA ELBRUS	299999	2020	KOREA	224	ENBLOC BSS
ELANDRA DENALI	299999	2020	KOREA		BAHRI
GOLDEN CAMELLIA	34783	2021	CHINA	34.5	UNDISCLOSED
VALLERMOSA	40218	2003	KOREA	12	CHINESE BUYERS
NEPTUN D	74999	2004	KOREA	16	UNDISCLOSED
CONCORD	159155	2005	KOREA	33	UNDISCLOSED
NORDBAY	116104	2007	JAPAN	34	UNDISCLOSED
SEABREEZE	53714	2007	JAPAN	-	UNDISCLOSED
CAPE TAMPA	73719	2009	CHINA	20.25	UNDISCLOSED
ATHLOS	50034	2016	CHINA	41	US BUYERS

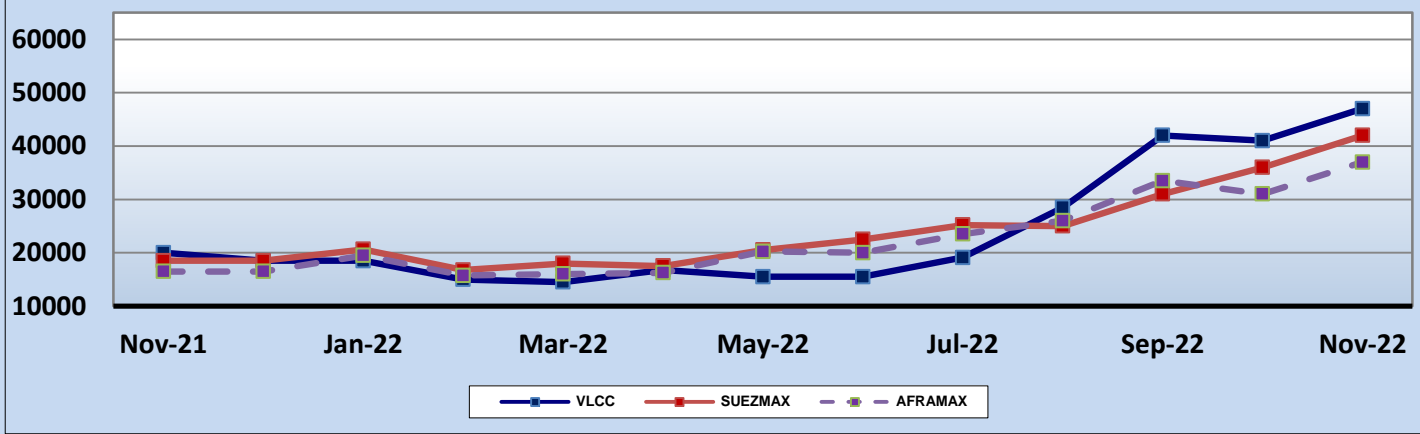
GAS SALES

<i>NAME</i>	<i>DWT</i>	<i>BLT</i>		<i>CBM</i>	<i>PRICE \$ (MIO)</i>	<i>BUYER</i>
G DANCER	4686	1996	G. BRIT	5685		MIDDLE EAST BUYERS
METHANE HEATRER SALLY	79084	2007	KOREA	142100	50	CL OF SHADONG SHIP.
PROMISE	54663	2009	KOREA	82423		UNDISCLOSED
KOOL BALTIC	93508	2015	KOREA	167062	660	ENBLOC BSS
KOOL ORCA	92969	2021	KOREA	92969		
KOOL FIRN	93025	2020	KOREA	170479		
KOOL BOREAS	93585	2015	KOREA	93585		CL OF COOLCO

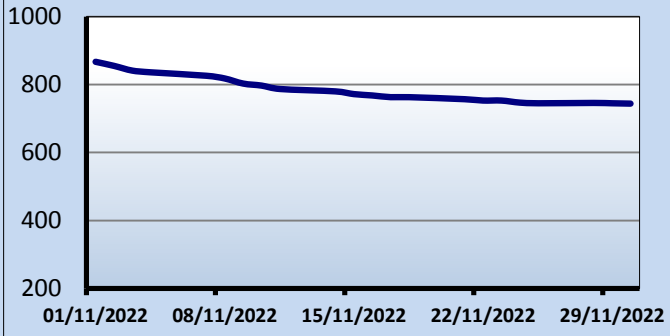
Spot Market - Tankers



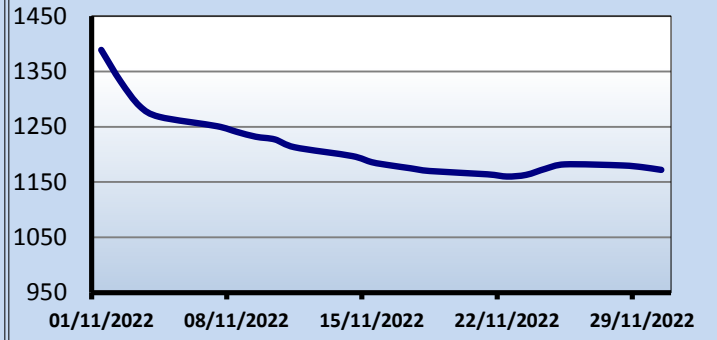
Period Market - Tankers 1 Year T/C



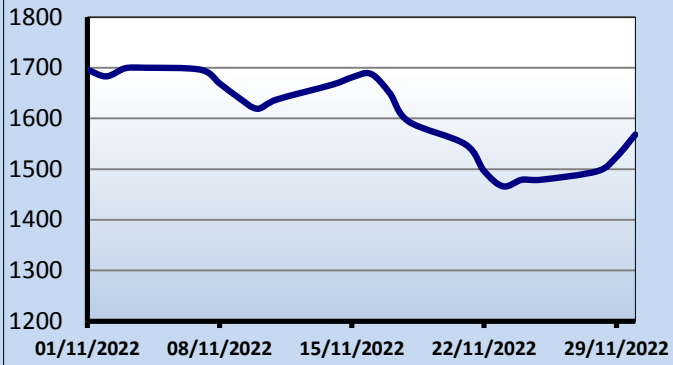
Baltic Handysize



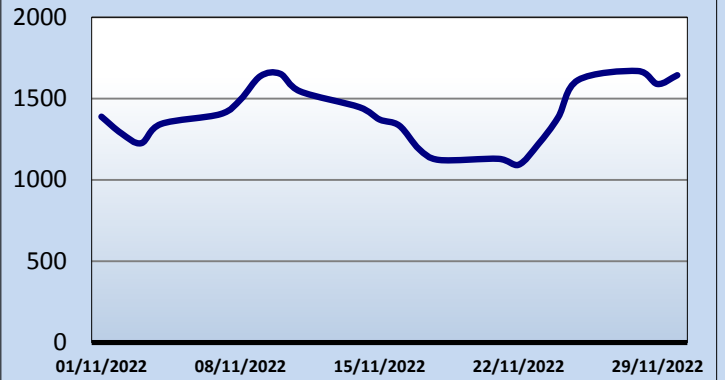
Baltic Supramax



Baltic Panamax

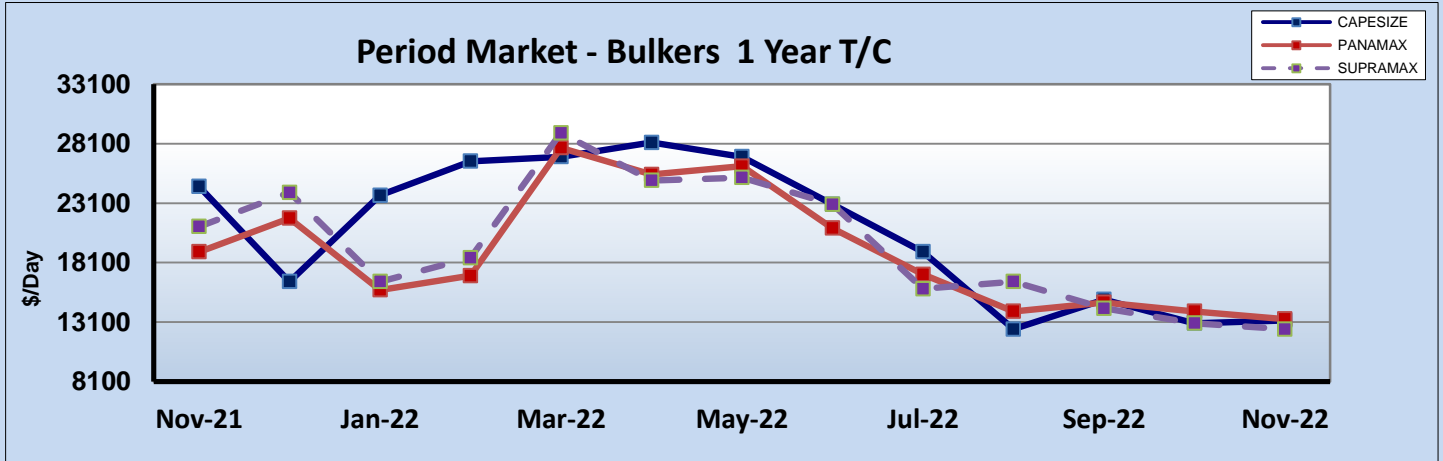
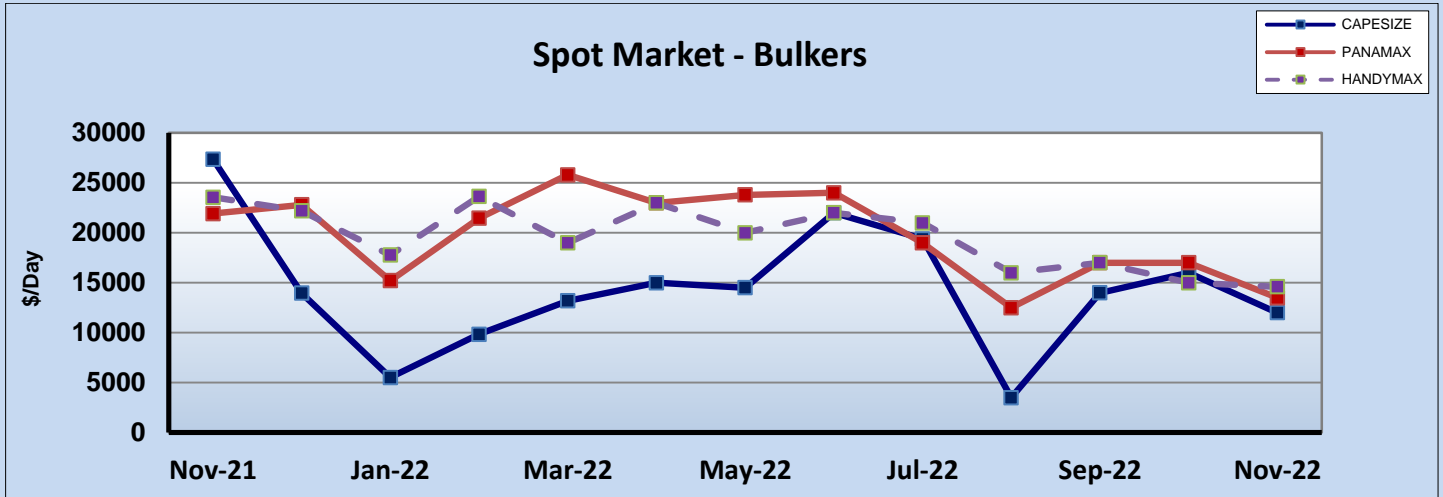


Baltic Capesize



BULKER SALES

NAME	DWT	BLT		GEAR	PRICE \$ (MIO)	BUYER
PRABHU PUNI	76015	2002	JAPAN	-	11.5	UNDISCLOSED
JIN FENG	52686	2004	JAPAN	4 x 30	13.3	XINFENG HK SHIPPING
CMB PARTNER	81805	2016	PHILLIPINES	-	29	GREEK BUYERS
BULK CARINA	57819	2016	PHILLIPINES	4 x 30	22	GREEK BUYERS
JIAN DA	52677	2005	JAPAN	4 x 30	13.2	TURKISH BUYERS
AZZURA	52050	2004	JAPAN	4 x 30	12.8	UNDISCLOSED
WORLDERA-6	52292	2005	PHILLIPINES	4 X 30	12.5	CHINESE BUYERS
NAVIOS TAURUS	76596	2005	JAPAN	-	14	INDONESIAN BUYER
CHINA STEEL ENTERPRENE.	203512	2007	CHINA	-	35.5	ENBLOC BSS
CHINA STEEL TEAM	203512	2006	CHINA	-		ALBERTA SHIPMNGMNT
WAAL CONFIDENCE	33387	2009	JAPAN	4 x 30	15.2	GREEK BUYERS
TRUDY	30790	2009	CHINA	3 x 30	12.5	UNDISCLOSED
AQUAFORTUNE	174725	2011	JAPAN	-	27	UNDISCLOSED
NAVIOS ALDEBARAN	76529	2008	JAPAN	-	14	UNDISCLOSED
HI SHINBORYEONG	179294	2010	KOREA	-	24.8	UNDISCLOSED
GREAT GLEN	93252	2010	CHINA	-	37	ENBLOC BSS
GREAT ANIMATION	93204	2011	CHINA	-		MIDDLE EAST BUYERS
CERAFINA	74759	2005	CHINA	-	12	GREEK BUYERS
BLUE BAIE	31734	2006	JAPAN	4 x 30	13	TURKISH BUYERS
KEY LIGHT	83027	2012	JAPAN	-	23	JAPANESE BUYERS
CARO PADRE	63227	2012	CHINA	4 x 35	21.2	CHINESE BUYERS
OCEAN ROSEMARY	82265	2013	CHINA	-	21	CAPITAL SHIP MNGMNT
DARYA LOK	81874	2012	KOREA	-	21.5	UNDISCLOSED
EDWARD N	176216	2011	CHINA	-	23	TAIWANESE BUYERS
CMB VAN MIEGHEM	95737	2011	JAPAN	-	21	SWISS BUYERS
NAVIOS OBELIKS	181415	2012	JAPAN	-	29.2	UNDISCLOSED
OCEAN ECHO	37084	2013	JAPAN	4 x 30	17.2	UNDISCLOSED
BELLE ETTOILE	28230	2014	JAPAN	4 x 30.5	14	UNDISCLOSED
LT OCEAN STAR	75395	2005	JAPAN	-	14	UNDISCLOSED
AQUATAINE	181725	2010	JAPAN	-	24.75	GREEK BUYERS
ACHILLEAS	63301	2012	CHINA	4 x 35	22.3	FAR EASTERN BUYERS
DL CARNATION	81805	2014	CHINA	-	18.8	UNDISCLOSED
NORD LIBRA	77134	2014	JAPAN	-	22	GREEK BUYERS
NORD VIRGO	80915	2014	JAPAN	-	27	GREEK BUYERS
TS BRAVO	38869	2015	CHINA	4 x 30	17	EUROPEAN BUYERS
SEASTAR HARRIER	39804	2022	JAPAN	4 x 30	30.9	JAPANESE BUYERS



CONTAINER SALES

NAME	DWT	BLT		GEAR	TEU	PRICE \$ (MIO)	BUYER
X-PRESS							
KANGCHENJUNGA	37763	2008	GERMANY	3 x 45	2690		CL. OF MSC
TEERA BHUM	24238	2005	CHINA	-	1858		UNDISCLOSED

Ro-Pax / Fast Ferries SALES

NAME	GT	BLT		Pax	PRICE \$(MIO)	BUYER

CRUISE SALES

NAME	GT	BLT		Pax	PRICE \$ (MIO)	BUYER

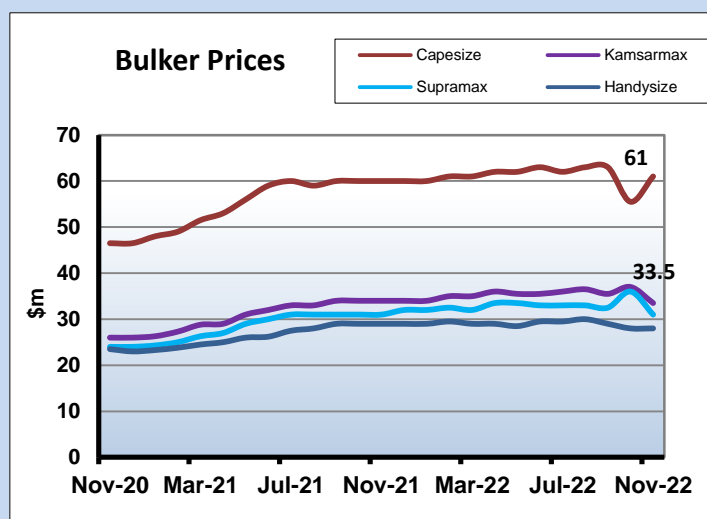
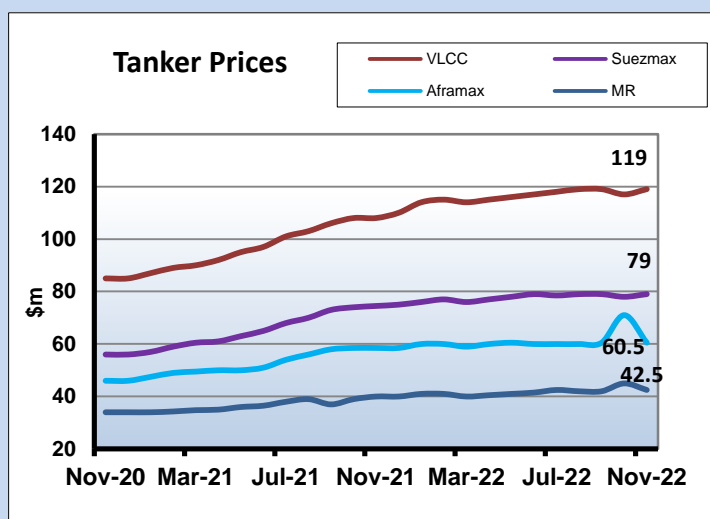
Ro-Ro SALES

NAME	GT	BLT		Pax	PRICE \$ (MIO)	BUYER
EXPORTER	6620	1991	YUGOSL.		-	ENBLOC BSS
SHIPPER	6620	1992	YUGOSL.	3	-	CL OF NORWEST SHIP.
COLOR CARRIER	12433	1998	ROMANIA	12	-	UNDISCLOSED

OFFSHORE SALES

NAME	GT	BLT		BOLL. PULL	PRICE \$ (MIO)	BUYER
LEWEK ALPHARD	3601	2014	CHINA	-	-	MEDITERRAN. BUYERS
ENERGY SCOUT	2152	2005	ROMANIA	-	-	UNDISCLOSED
GEO MARITIMER	2177	2010	INDONESIA	-	-	CL OF ALIANZ MARINE
EDDA SUN	4398	2009	TURKEY	-	29	CL OF REACH SUBSEA

NEW BUILDING MARKET AND REPORTED CONTRACTS



Dry Bulk Orderbook

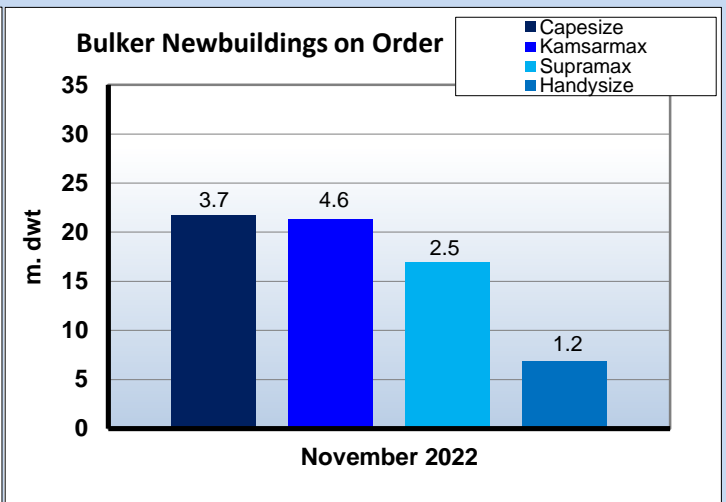
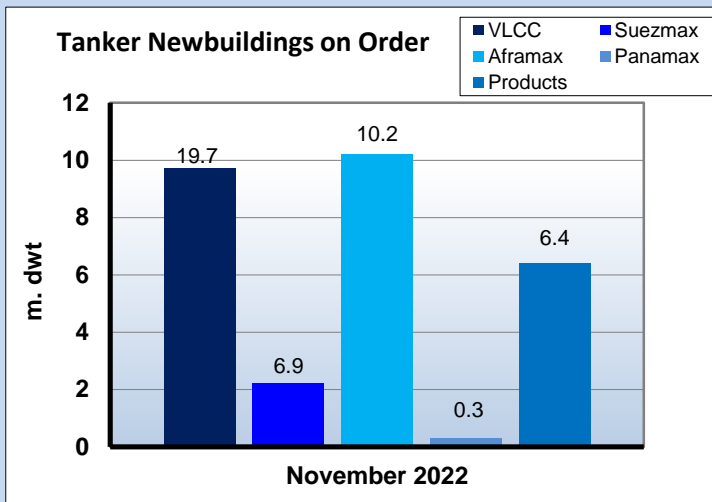
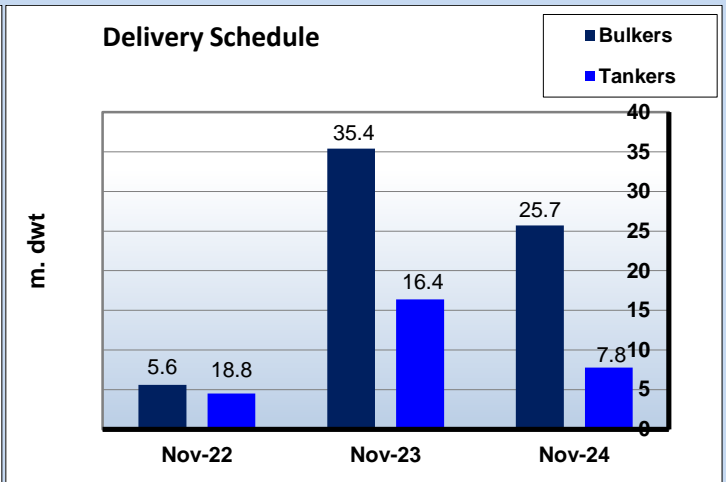
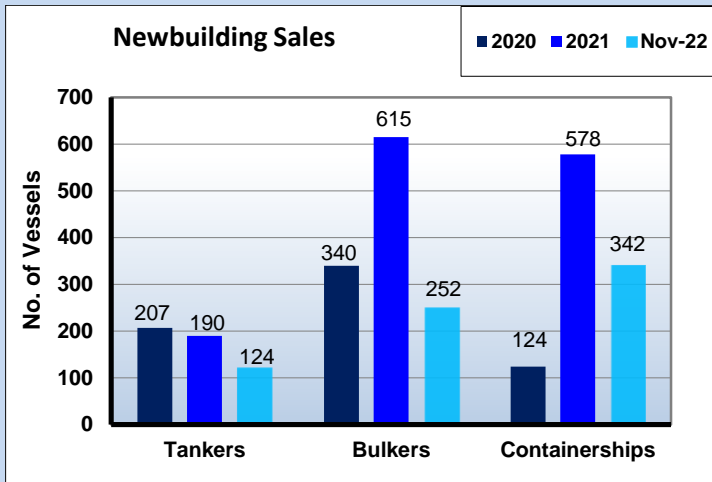
Ship Type	m.Dwt 2022	2023	2024+	Total No. Ships
Capesize	1.2	12.8	7.7	111
Kamsarmax	2.3	11.9	7.0	260
Supra/Hmax	1.5	7.4	8.0	271
Handies	0.7	3.3	3.0	220
Total	5.6	35.4	25.7	862

Tanker Orderbook

Ship Type	m.Dwt 2022	2023	2024+	Total No. Ships
ULCC/VLCC	2.1	7.0	0.6	32
Suezmax	0.2	1.4	0.6	14
Aframax	0.8	5.0	4.4	89
Panamax	0.1	0.1	0.0	4
MR + Small	1.3	2.9	2.2	175
Total	4.5	16.4	7.8	314

LPG Orderbook

Ship Type	,000cb 2022	2023	2024+	Total No. Ships
VLGC	642	4297	2194	79
LGC	0	0	92	2
MR	22	866	294	32
Handy	21	97	73	29
Small	6	10	0	7
Total m.Dwt	0.45	3.55	1.76	



DWT in Thousands	Newbuilding Historical Prices (\$m)													
	Nov-22	2021	2020	2019	2018	2017	2016	2015	2010	2005	2000	1995	1990	1985
Tankers														
320 DWT ¹	119	110	85.5	95.6	92.4	81.5	84.5	93.7	104.8	120	76.5	85.3	87.4	38.2
170 DWT ¹	79	75	57	71.7	60.6	55	54.5	63	66.3	71.5	52.5	54	66.1	28.2
115 DWT ¹	60.5	58.5	46.5	55.1	48.1	44	44.5	52	56	58	41.5	43.3	53.2	18.1
50 DWT ¹	42.5	40	34	38.8	36.7	33.8	32.5	35.4	36.1	43	29.5	33.2	32.1	13.3
Bulkers														
185 DWT ¹	61	46.5	51.8	50.4	44	42	46	54.2	57.2	58.5	40.5	42.3	60.2	29.3
83 DWT ¹ *	33.5	26	30.6	28.1	25.5	24.5	25.7	29	34.3	36	22.5	27.9	30	13.4
64 DWT*	31	24	27.4	26.2	24	22.3	24.1	27.2	31.1	31	20.5	24.1	25.3	12.4
35 DWT*	28	23	22.6	23.9	22	19.5	20.3	22.8	26.3	25.5	15	19.2	21.3	9.7
¹ Before 2001 sizes to read 280,000 - 140,000 - 95,000 - 40,000 respectively for tankers and 150,000 - 69,000 for Bulkers ² Single Hull ³ 30,000 DWT *Prior 2017 to read 73 - 76k dwt, 45k dwt & 30k dwt (note: above is for vessels built Japan / Korea, you should also consider US\$ / Yen / Won relation for the years mentioned)														

Newbuilding Orders

TYPE	DWT	BUILDER	DELIVERY	PRICE \$	OWNER	NOTES
CONT	225000	DALIAN COSCO KHI	JUN 2028	239.85	COSCO SHIPPING	
CONT	225000	DALIAN COSCO KHI	FEB 2028	239.85	COSCO SHIPPING	
CONT	225000	DALIAN COSCO KHI	OCT 2027	239.85	COSCO SHIPPING	
CONT	225000	DALIAN COSCO KHI	JUN 2027	239.85	COSCO SHIPPING	
CONT	225000	DALIAN COSCO KHI	FEB 2027	239.85	COSCO SHIPPING	
CONT	225000	NANTONG COSCO KHI	AUG 2028	239.85	OOCL	
CONT	225000	NANTONG COSCO KHI	MAY 2028	239.85	OOCL	
CONT	225000	NANTONG COSCO KHI	JAN 2028	239.85	OOCL	
CONT	225000	NANTONG COSCO KHI	SEP 2027	239.85	OOCL	
CONT	225000	NANTONG COSCO KHI	MAY 2027	239.85	OOCL	
CONT	225000	NANTONG COSCO KHI	JAN 2027	239.85	OOCL	
CONT	225000	NANTONG COSCO KHI	SEP 2026	239.85	OOCL	
BULK	95000	OSHIMA SHIPBUILD.	2025		NIPPON YUSEN KAISHA	
BULK	95000	OSHIMA SHIPBUILD.	2025		NIPPON YUSEN KAISHA	
CONT	45000	PHILLY SHIPYARD	2027	333.33	MATSON INC	
CONT	45000	PHILLY SHIPYARD	2027	333.33	MATSON INC	
CONT	45000	PHILLY SHIPYARD	NOV 2026	333.33	MATSON INC	
LNG	96000	HUDONG ZHONGHUA	2026		NYK K-LINE MISC CLNG	
LNG	96000	HUDONG ZHONGHUA	2026		NYK K-LINE MISC CLNG	
LNG	96000	HUDONG ZHONGHUA	2026		NYK K-LINE MISC CLNG	
LNG	96000	HUDONG ZHONGHUA	2025		NYK K-LINE MISC CLNG	
LNG	96000	HUDONG ZHONGHUA	2025		NYK K-LINE MISC CLNG	
METH BUNK	4000	SAZAKI ZOSEN	DEC 2023		STELLAR SHIPMNGMNT	
PCC	76000	MAWEI SB (MAWEI)	2025		SALLAUM LINES	
PCC	76000	MAWEI SB (MAWEI)	2025		SALLAUM LINES	
LNG	96000	DAEWOO (DSME)	DEC 2026	249.07	UNKNOWN	
LNG	96000	DAEWOO (DSME)	DEC 2026	249.48	UNKNOWN	
METH BUNK	2000	GENKA SB	2023		OLIJOLA SHIPPING AB	
LNG	96000	SAMSUNG HI	MAR 2026	215.49	UNKNOWN	
LNG	96000	SAMSUNG HI	JAN 2026	215.49	UNKNOWN	
CHEM & OIL	18000	CMJL (YANGZHOU)	AUG 2025		FUREBEAR	
CHEM & OIL	18000	CMJL (YANGZHOU)	AUG 2025		FUREBEAR	
LPG	60000	HYUNDAI HI (ULSAN)	MAY 2025	96.92	EVALEND SHIPPING	
LPG	60000	HYUNDAI HI (ULSAN)	MAR 2025	96.92	EVALEND SHIPPING	
LNG	96000	HUDONG ZHONGHUA	2027		MOL, CLNG JV	
LNG	96000	HUDONG ZHONGHUA	2027		MOL, CLNG JV	
LNG	96000	HUDONG ZHONGHUA	2027		MOL, CLNG JV	
CSOV	2500	ASTILLEROS GONDAN	JAN 2026		EDDA WIND	
CSOV	2500	ASTILLEROS GONDAN	DEC 2025		EDDA WIND	
BULK	210000	QINGDAO BEIHAI SB	2026		BOCIMAR NV	
BULK	210000	QINGDAO BEIHAI SB	2026		BOCIMAR NV	
BULK	210000	QINGDAO BEIHAI SB	2026		BOCIMAR NV	
BULK	210000	QINGDAO BEIHAI SB	2026		BOCIMAR NV	
BULK	210000	QINGDAO BEIHAI SB	2026		BOCIMAR NV	
BULK	210000	QINGDAO BEIHAI SB	2025		BOCIMAR NV	
BULK	210000	QINGDAO BEIHAI SB	2025		BOCIMAR NV	
BULK	210000	QINGDAO BEIHAI SB	2025		BOCIMAR NV	
BULK	210000	QINGDAO BEIHAI SB	2025		BOCIMAR NV	
BULK	210000	QINGDAO BEIHAI SB	2025		BOCIMAR NV	
BULK	210000	QINGDAO BEIHAI SB	2025		BOCIMAR NV	
SHUTTLE	160000	SAMSUNG HI	JUN 2025	129.33	UNKNOWN	
SHUTTLE	160000	SAMSUNG HI	MAR 2025	129.33	UNKNOWN	
SHUTTLE	154000	COSCO HI ZHOUSHAN	2025		KNUTSEN NYK	
CEMENT	23250	SK ONISHI	FEB 2025		TA HO MARITIME	
LNG	96000	SAMSUNG HI	DEC 2027	215.46	SEAPEAK	
LNG	96000	SAMSUNG HI	DEC 2027	215.46	SEAPEAK	

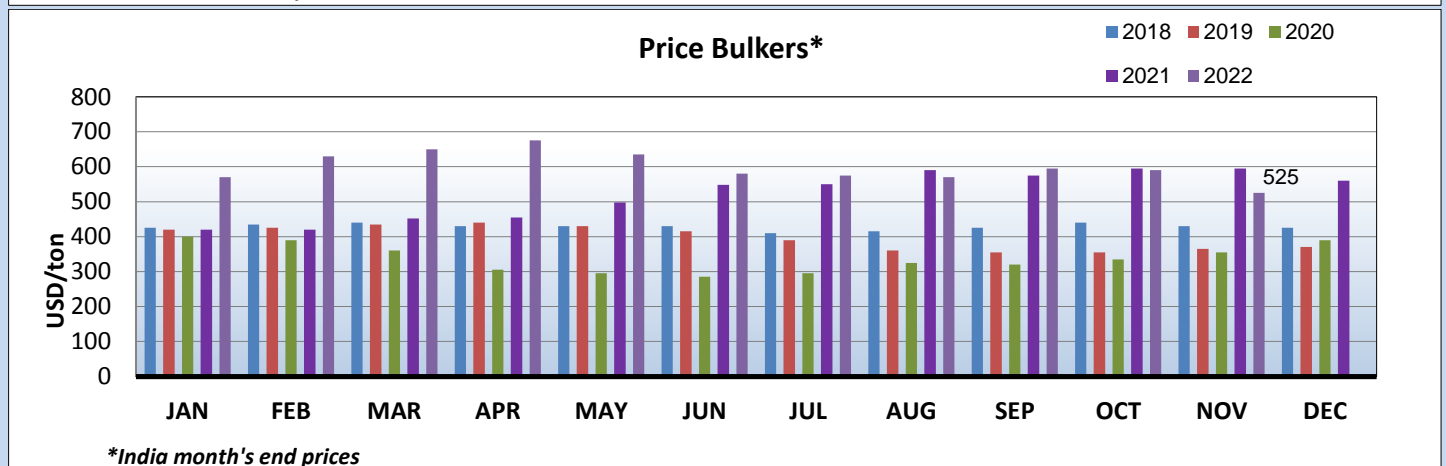
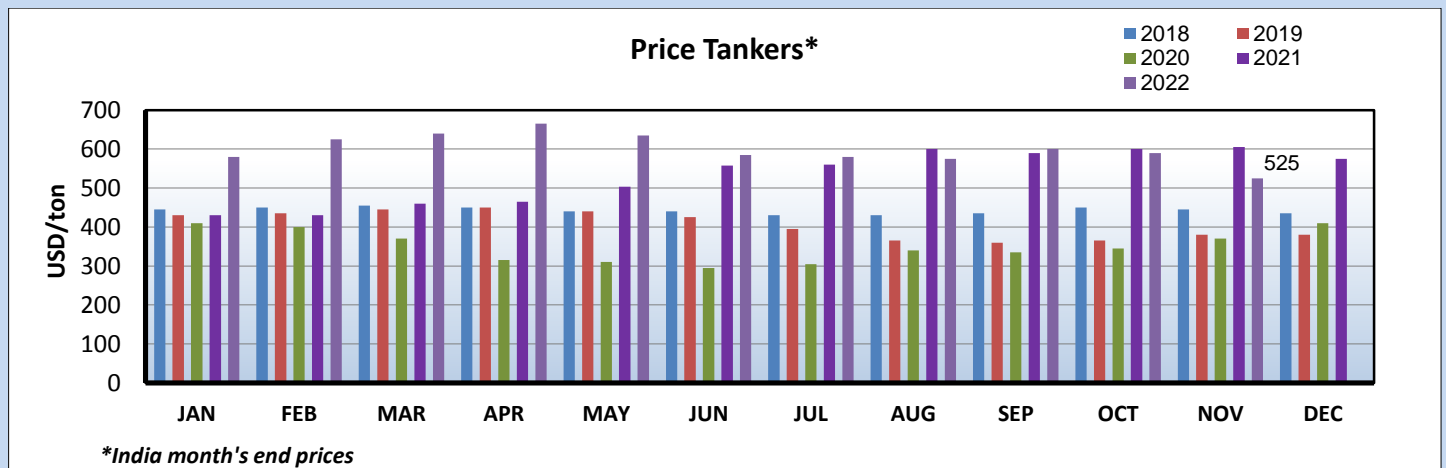
LNG	96000	SAMSUNG HI	DEC 2027	215.46	SEAPEAK
LNG	96000	SAMSUNG HI	DEC 2027	215.46	SEAPEAK
LNG	96000	SAMSUNG HI	DEC 2027	215.46	SEAPEAK
RO-RO	8500	CSSC GUANGXI SB	2024		DESAIL
RO-RO	8500	CSSC GUANGXI SB	2024		DESAIL
BULK	20000	HENGLI HI DALIAN	2024		HENGLI GROUP
BULK	20000	HENGLI HI DALIAN	2024		HENGLI GROUP
BULK	20000	HENGLI HI DALIAN	2024		HENGLI GROUP
BULK	20000	HENGLI HI DALIAN	2024		HENGLI GROUP

DEMOLITION MARKET

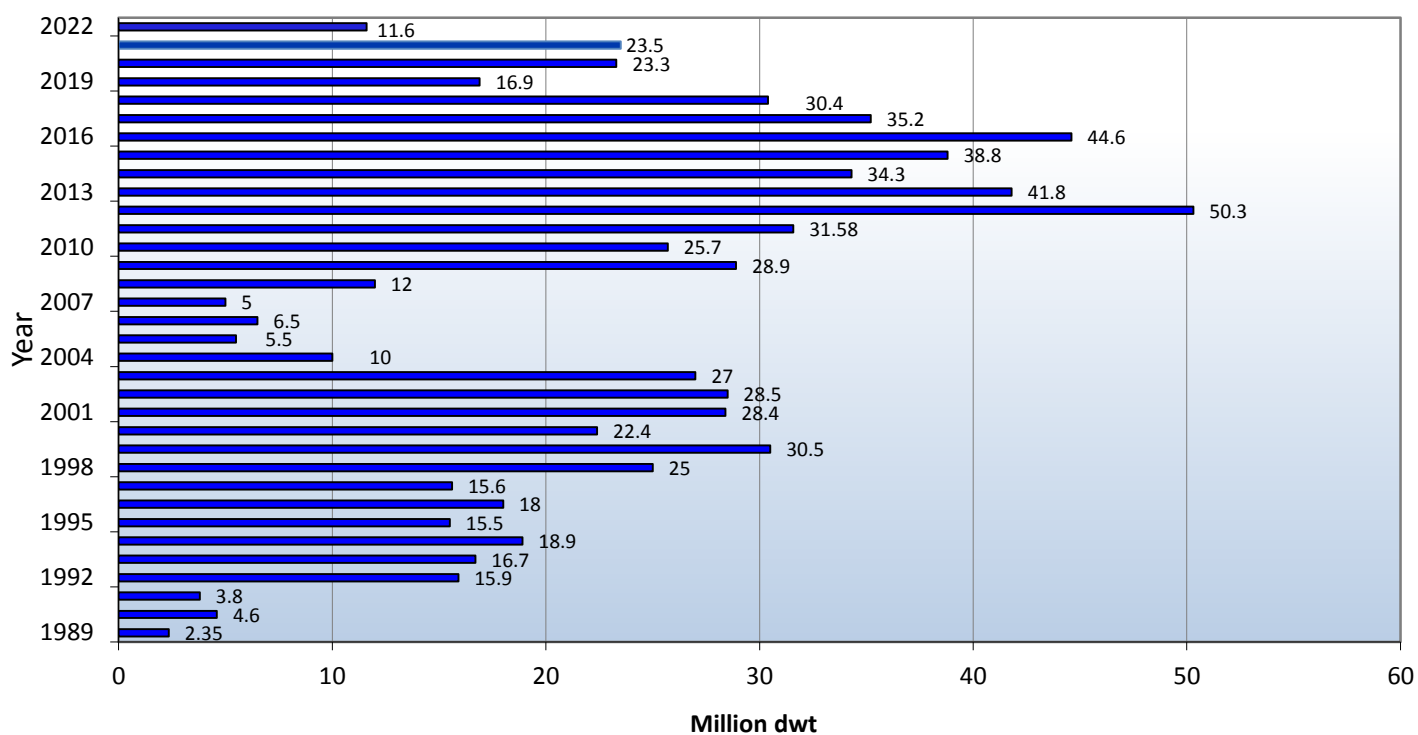
* MONTH'S END PRICES

Demolition Prices		
	Gen Cargo	Tanker
India	USD 530 /lt Ldt	USD 530 /lt Ldt
Bangladesh	USD 515 /lt Ldt	USD 515 /lt Ldt
Pakistan	USD 525 /lt Ldt	USD 525 /lt Ldt
Turkey	USD 255 /lt Ldt	USD 255 /lt Ldt

Demolition Historical Data

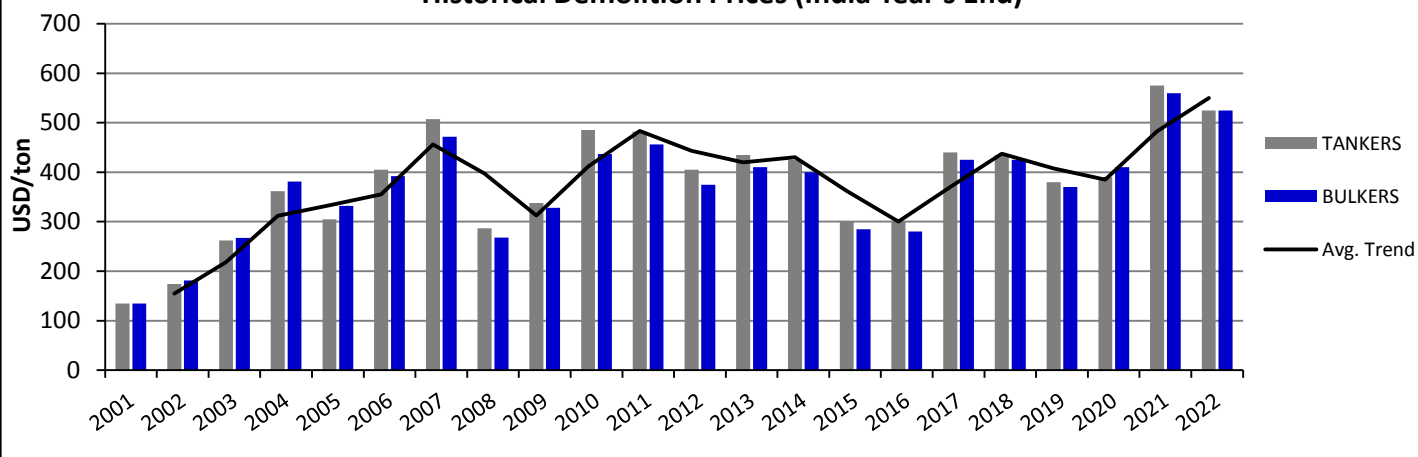


Total Demolition (Dwt)



* Bss reported sales

Historical Demolition Prices (India Year's End)



HISTORICAL DEMOLITION PRICES (*Indian Year's End)

	2004	2005	2006	2007	2008	2009	2010	2011	2012	2013	2014	2015	2016	2017	2018	2019	2020	2021	CURR
WET	362	302	405	507	287	338	485	482	405	435	425	300	300	440	435	380	410	575	525
DRY	381	332	392	472	268	328	437	456	375	410	400	285	280	425	425	370	390	560	525

India

<i>TYPE</i>	<i>NAME</i>	<i>DWT</i>	<i>BLT</i>	<i>LDT</i>	<i>PRICE \$/LDT</i>	<i>COMMENTS</i>
BULK	CURACAO PEARL	42913	1984		585	
CONT	XETHA BHUM	15302	1993		619	
OFFSH	TAMPEN	4315	2002			
TANK	ANGELOS	13921	1990	3871		
TUG	RAVI	92	1999			

Bangladesh

<i>TYPE</i>	<i>NAME</i>	<i>DWT</i>	<i>BLT</i>	<i>LDT</i>	<i>PRICE \$/LDT</i>	<i>COMMENTS</i>
BULK	TIAN YU 2	22271	1989		560	
BULK	AN PING 8	69057	1995			
REEF	RED PEARL	1581	1969			

Pakistan

<i>TYPE</i>	<i>NAME</i>	<i>DWT</i>	<i>BLT</i>	<i>LDT</i>	<i>PRICE \$/LDT</i>	<i>COMMENTS</i>

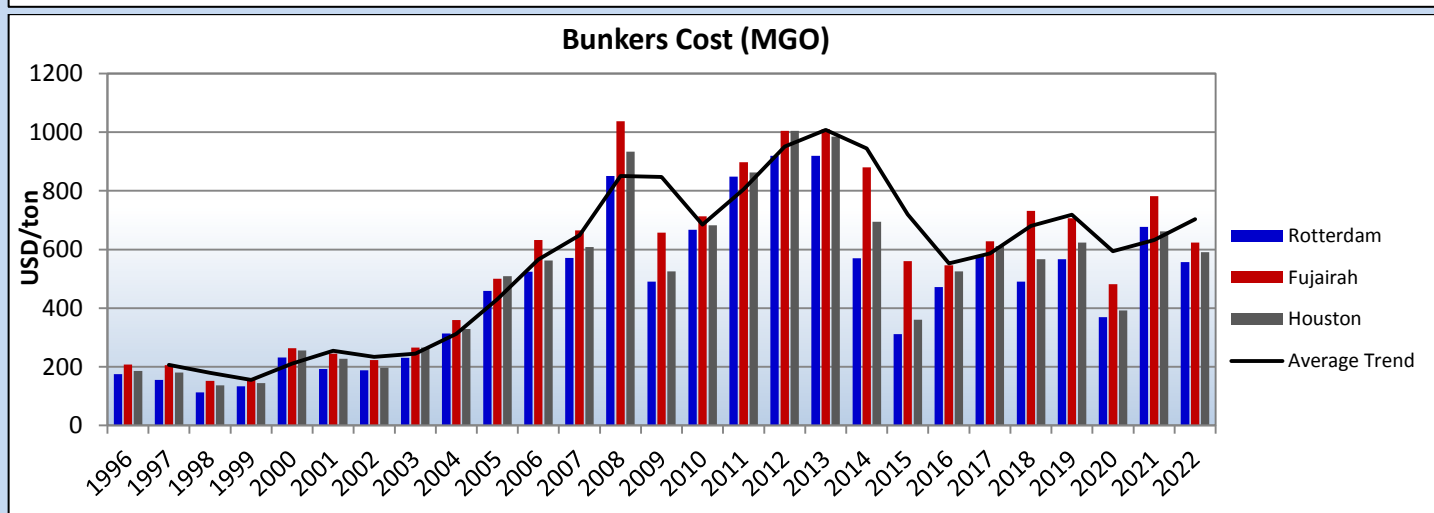
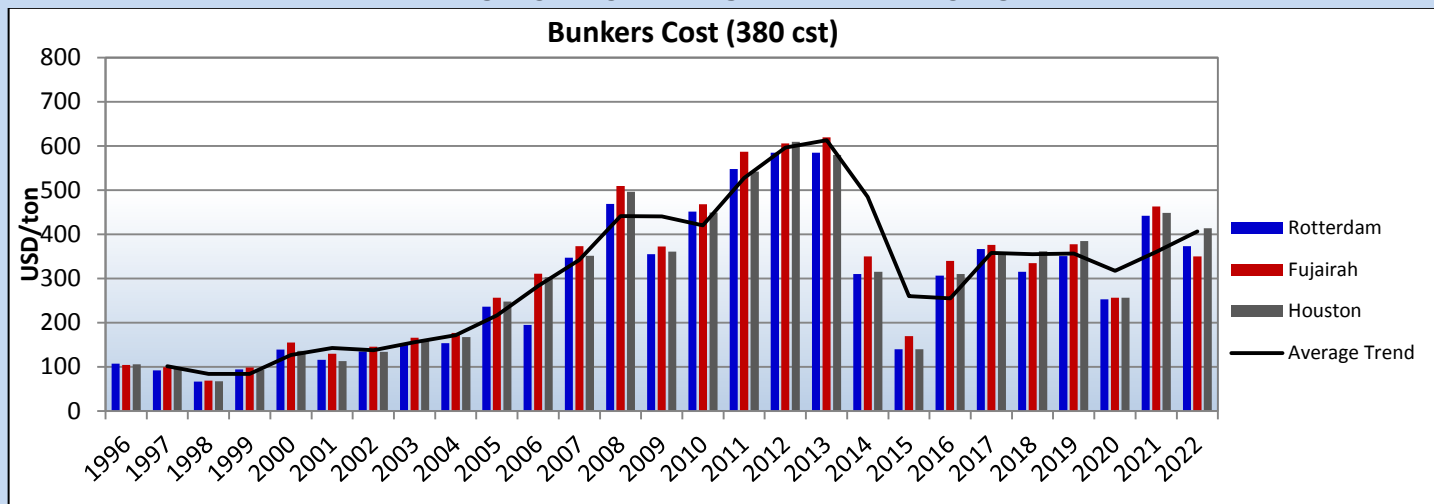
Turkey

<i>TYPE</i>	<i>NAME</i>	<i>DWT</i>	<i>BLT</i>	<i>LDT</i>	<i>PRICE \$/LDT</i>	<i>COMMENTS</i>
TUG	MASTER	1375	1975			

Other

<i>TYPE</i>	<i>NAME</i>	<i>DWT</i>	<i>BLT</i>	<i>LDT</i>	<i>PRICE \$/LDT</i>	<i>COMMENTS</i>
TANK	CILACAP PERMINA	84701	1975		328	INDONESIA

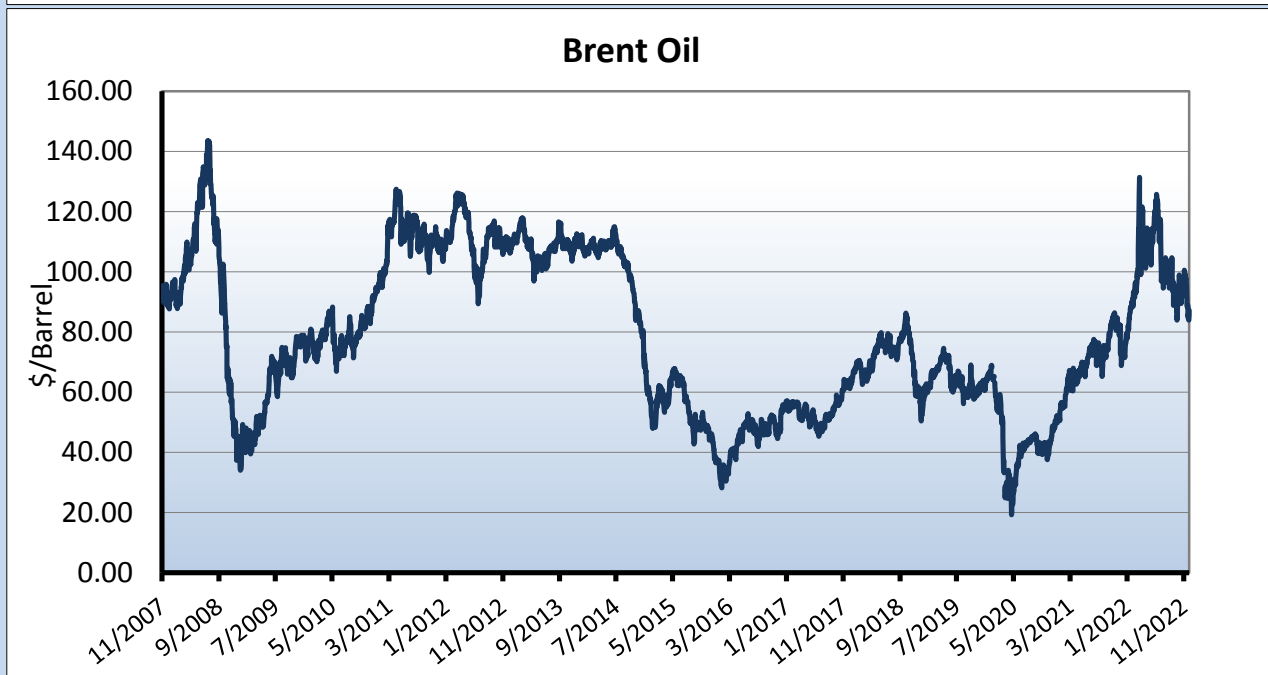
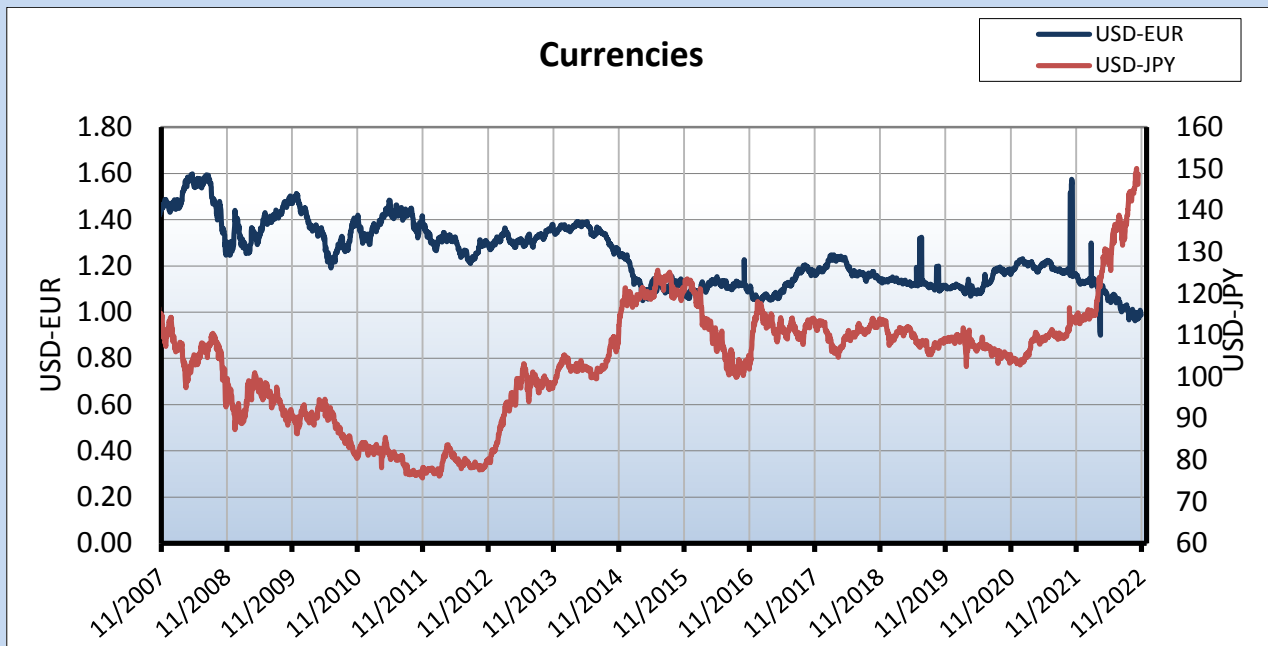
HISTORICAL BUNKER PRICES



	HISTORICAL BUNKER PRICES					
	Rotterdam		Fujairah		Houston	
	380 cst	MGO	380 cst	MGO	380 cst	MGO
1994	86	133.2	80.9	182.6	80.8	148.8
1995	97	140.6	94.6	175.8	93.2	148
1996	107	175.1	104.4	207.5	105.8	186
1997	92	155.4	99.3	205.6	97.3	179.9
1998	66.5	112.2	69.2	152.2	67.2	136.9
1999	94	133	98.5	157.2	93.3	143.9
2000	139	231.6	155.3	263.5	136	255.7
2001	116	192.4	129.7	244.7	112.8	227.5
2002	135	188.2	145.9	222.8	134	196
2003	151	230.4	166.3	265.2	160.2	265.1
2004	154	313.4	176.7	359.3	167.3	328.7
2005	236	458.4	256.6	500.1	248.3	508.5
2006	195	524.1	310.9	631.8	303	562.3
2007	347	571.3	373.7	664.7	351.8	608.6
2008	469	850.7	509.4	1037.7	496.8	933.2
2009	355	490.6	372.8	657	360.7	525
2010	452	667.1	468.2	712.9	449.3	683
2011	548	848.6	587.5	897.5	542.1	862.4
2012	585	920	606	1005	610	1005

2013	585	920	620	1010	580	985
2014	310	570	350	880	315	695
2015	140	311	170	560	140	360
2016	307	472	340	546	310	525
2017	367	579	376	627.5	356	612
2018	315	490	335	732	362	567
2019	290.4	607.2	290.3	760.3	342	647.8
2020	302	426	312	474	296	461.75
2021	442.5	677	463	782	449	661.5
30-11-22	373	557	350	624	414	591

MARKET INDICATORS



	GBP	CAD	EUR	JPY	CHF	USD	AUD
GBP	1	0.6134	0.8591	0.0060	0.8719	0.8238	0.5601
CAD	1.6319	1	1.4009	0.0098	1.4220	1.3428	0.9135
EUR	1.1649	0.7138	1	0.7138	1.0156	0.9592	0.6522
JPY	165.74	101.61	142.28	1	144.49	136.48	92.79
CHF	1.1470	0.7032	0.9846	0.0069	1	0.9445	0.6422
USD	1.2145	0.7445	1.0425	0.0073	1.0585	1	0.6797
AUD	1.7868	1.0953	1.5338	0.0108	1.5574	1.4708	1

* 30/11/2022 values

STOCK WATCH

NAME	TICKET	THIS MONTH*	LAST MONTH	CHANGE %	52w HIGH	52w LOW
Capital Product Partners	CPLP	14.12	14.16	-0.28%	19.65	12.80
Diana Shipping Inc.	DSX	3.57	4.32	-17.36%	6.89	3.31
Dynagas LNG Partners LP	DLNG	2.92	3.00	-2.67%	4.49	2.25
Eagle Bulk Shipping Inc.	EGLE	51.45	48.38	6.35%	78.75	37.05
Euroseas Ltd.	ESEA	20.37	18.60	9.52%	35.47	18.30
Costamare Inc.	CMRE	9.64	9.44	2.12%	18.01	8.55
Navios Maritime Holdings	NM	1.92	1.94	-1.03%	5.49	1.90
GasLog Ltd.	GLOG	24.22	23.67	2.32%	26.40	21.94
Safe Bulkers Inc.	SB	2.85	2.53	12.65%	5.12	2.35
Star Bulk Carriers Corp.	SBLK	19.25	17.42	10.51%	33.99	16.85
Stealthgas Inc.	GASS	3.01	3.16	-4.75%	4.18	1.91
TEN Inc.	TNP	18.73	17.30	8.27%	20.20	6.95
TOP Ships Inc.	TOPS	3.02	4.69	-35.61%	32.80	2.02
Danaos Corporation	DAC	55.32	56.70	-2.43%	107.47	52.73

* 30/11/2022 closing values

Disclaimer: Information and data that appear in this report have been obtained from various sources which are believed to be correct and reliable. However, Athenian Shipbrokers S.A. does not guarantee their accuracy or completeness and therefore cannot be held liable for any loss incurred as a result of reliance in any way whatsoever on the information contained herein.

Kind Regards,



ATHENIAN SHIPBROKERS S.A.