



ATHENIAN SHIPBROKERS S.A.

107-109, Vas. Pavlou Str., GR 166 73, Voula, Athens, Greece

Tel: +30 210 9659700 - Fax: +30 210 8996040

Email S & P : athenian@atheniansa.gr

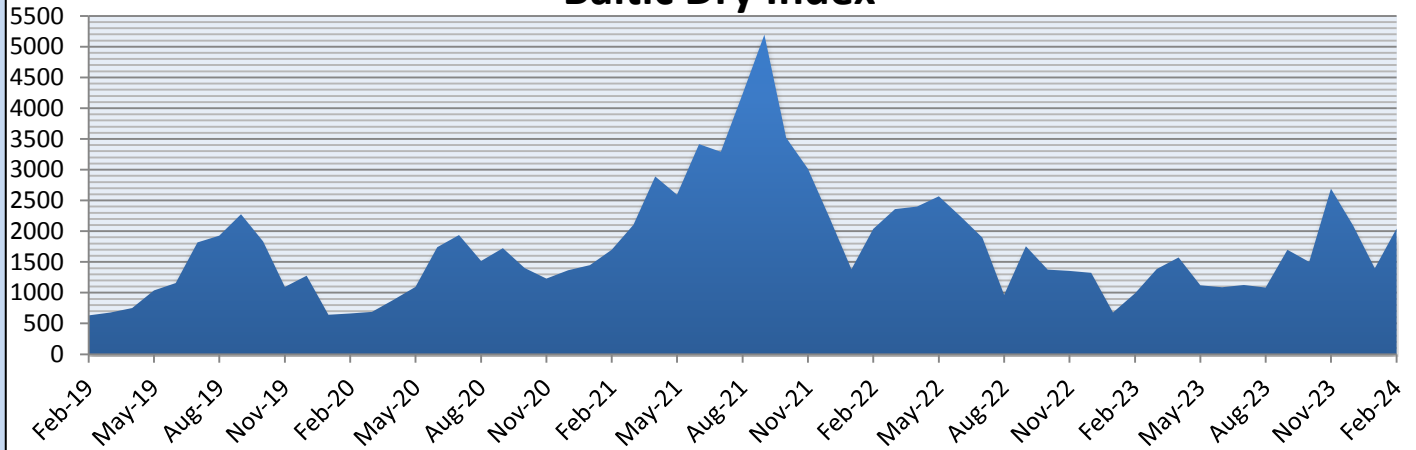
Email Chartering : chartering@atheniansa.gr

www.atheniansa.gr

FEB 2024

MONTHLY REPORT

Baltic Dry Index



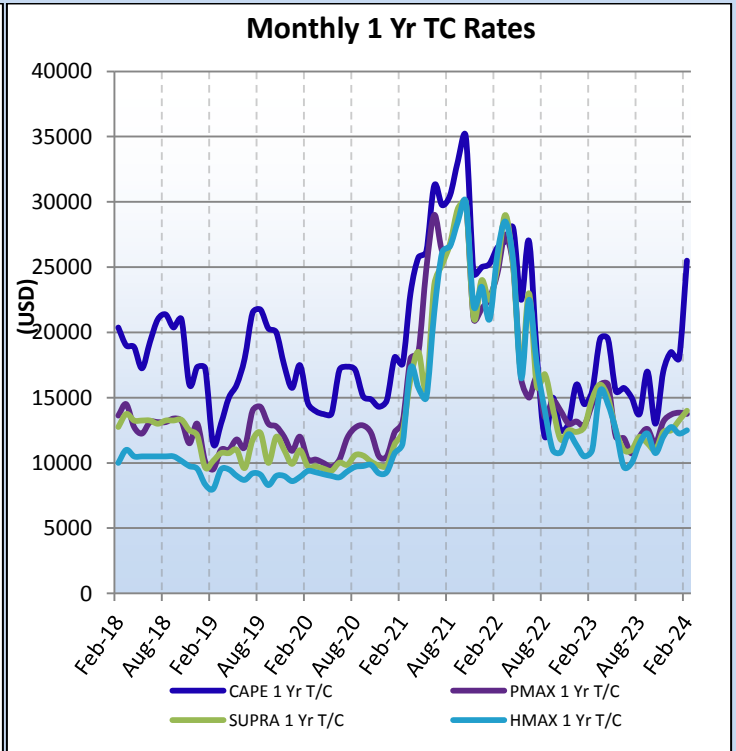
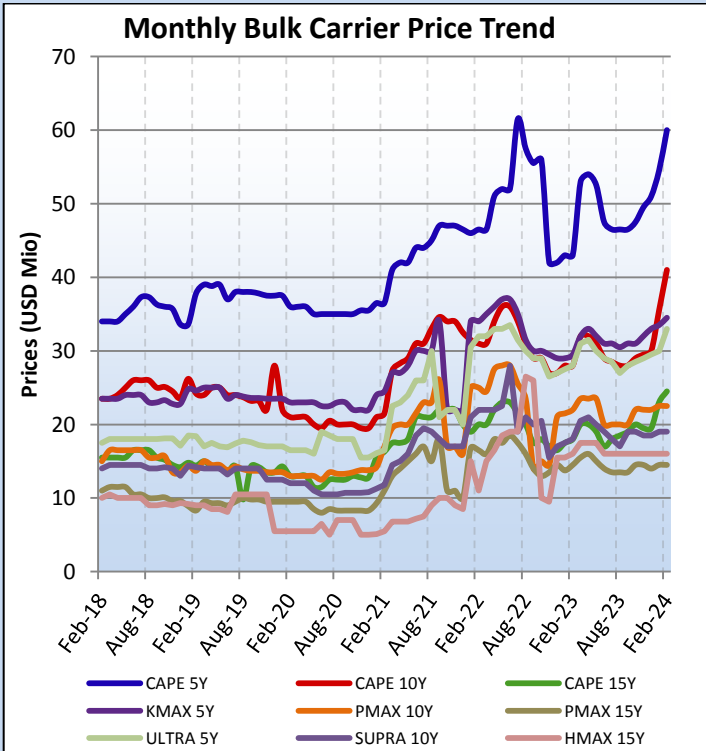
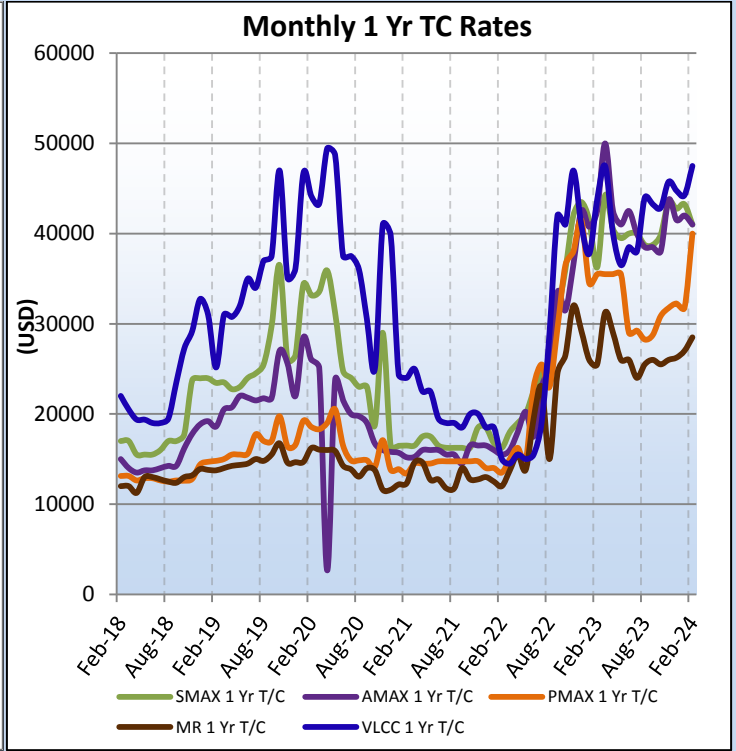
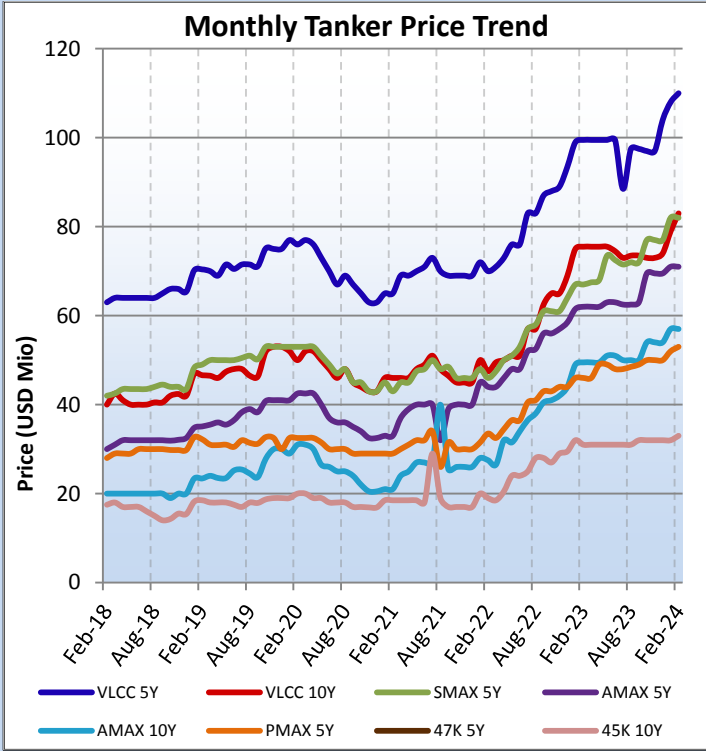
PRICES TANKERS (\$ MIO)

* Prices reflect Year's End	2018	2019	2020	2021	2022	2023	FEB-24
VLCC 5Y	63	75	63	69	93.5	104	110
VLCC 10Y	40	53	43	45	69	74	83
SUEZMAX 5Y	42	53	42	46	64	77	82
AFRAMAX 5Y	32	41	42.5	40	58.5	69.5	71
AFRAMAX 10Y	22	30	28.3	26	44	54	57
PANAMAX 5Y	28	30	29.5	30	44	50	52
51K 5Y	27.5	30	26.5	27	39	39	44.5
47K 10Y	16.5	19	17.5	17	29.5	30	25

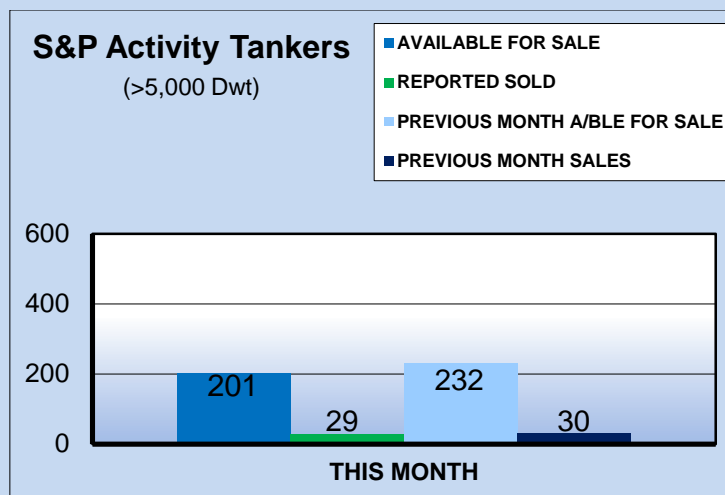
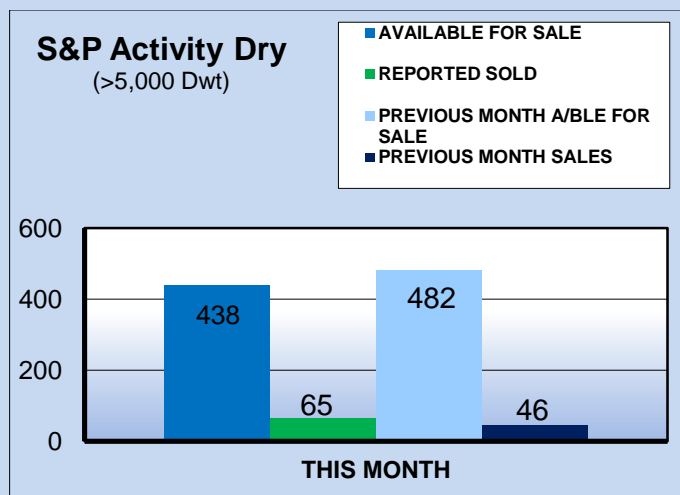
PRICES BULKERS (\$ MIO)

* Prices reflect Year's End	2018	2019	2020	2021	2022	2023	FEB-24
CAPE SIZE 5Y	33	37.5	35.3	46.5	42	51	60
CAPE SIZE 10Y	23.5	22	19	32.5	27	30	41
CAPE SIZE 15Y	14	13.5	12	20	16.5	19.5	24.5
KAMSARMAX 5Y	23.5	23.5	21.8	32	29	33	34.5
KAMSARMAX 10Y	14.5	13.5	13.5	22	21	23	25.5
PANAMAX 15Y	9	9.5	8.8	16	14.5	14	14.5
PANAMAX 20Y	6.5	6	5.7	10	9.5	10	10.5
ULTRAMAX 5Y	18	17	17.3	29	27	29.5	33
SUPRAMAX 10Y	14	12.5	10.5	20	17	18.5	19
HANDY 37K 5Y	15	16.7	14.5	24	22	25.5	26
HANDY 37K 10Y	11.8	9.2	8.7	17	15.5	16	19

SECOND HAND SALES & CHARTER FIXTURE TRENDS

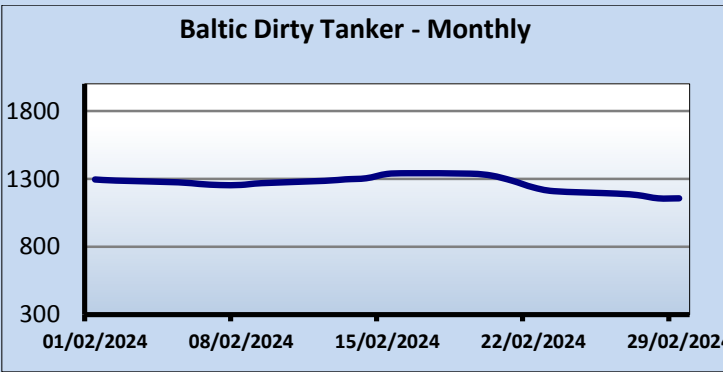
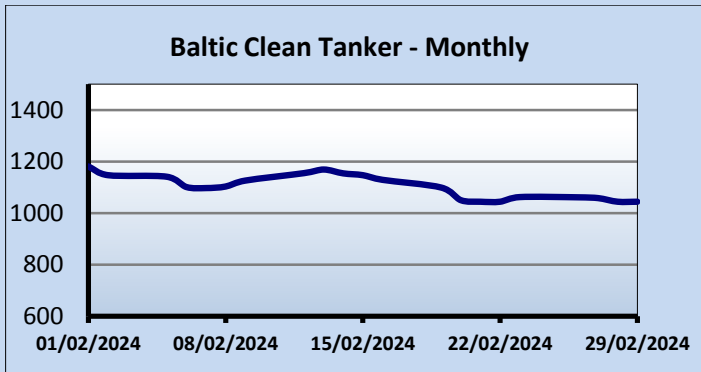
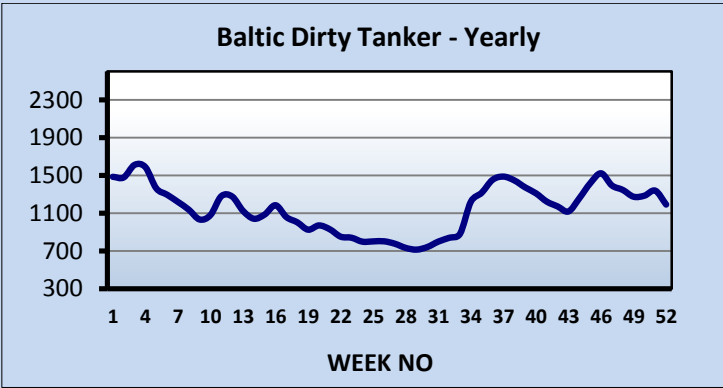
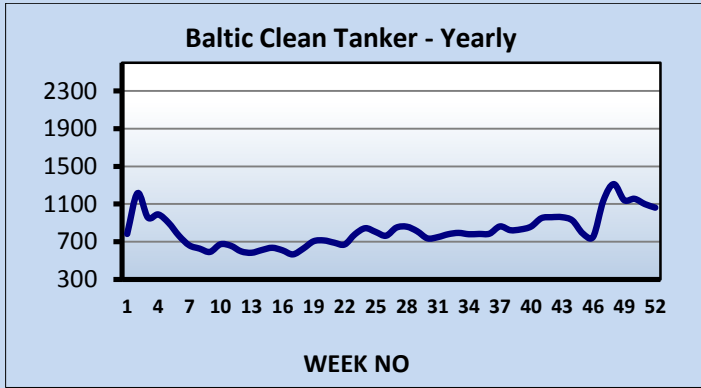


SECOND HAND TONNAGE MARKET



** Excluding demolition sales*

Ship Type	Sale and Purchase Market						Total
	Sep-23	Oct-23	Nov-23	Dec-23	Jan-24	Feb-24	
BULK	45	39	48	56	46	65	299
TANK	18	55	41	28	30	29	201
GAS	2	1	5	6	4	2	20
CONT	8	15	5	5	5	9	47
TWEEN/MPP	0	0	0	0	0	1	1
REEF	0	0	0	0	0	0	0
RORO	1	6	2	0	2	8	19
FERRY	0	0	0	0	0	0	0
CRUISE	0	1	0	1	2	1	5
Total	74	117	101	96	89	114	592



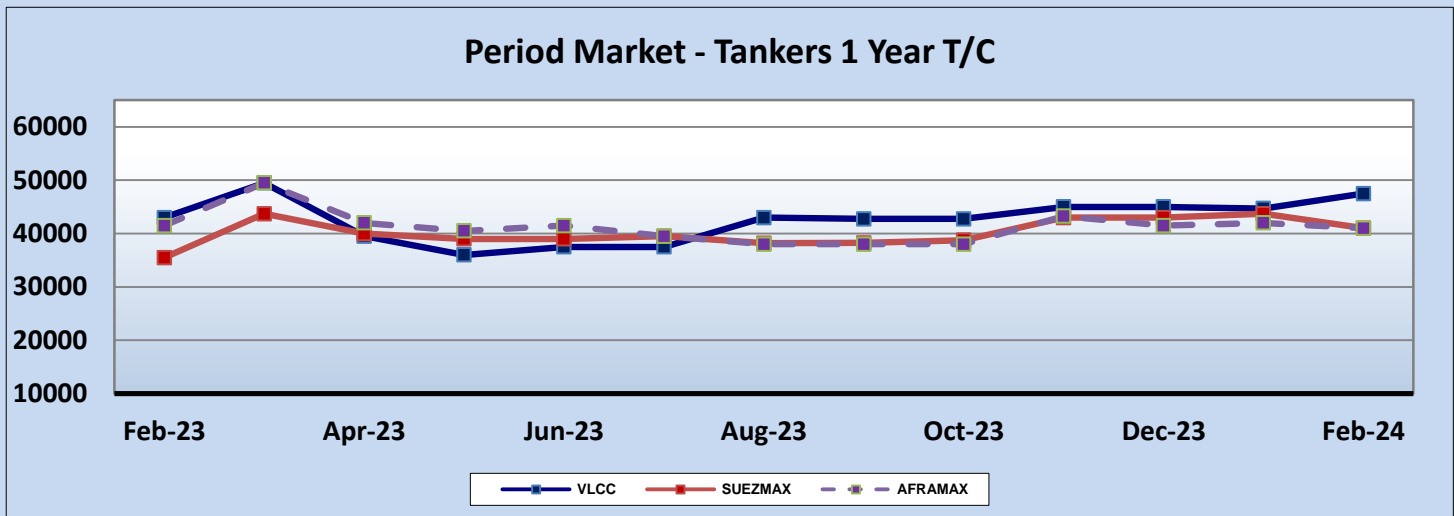
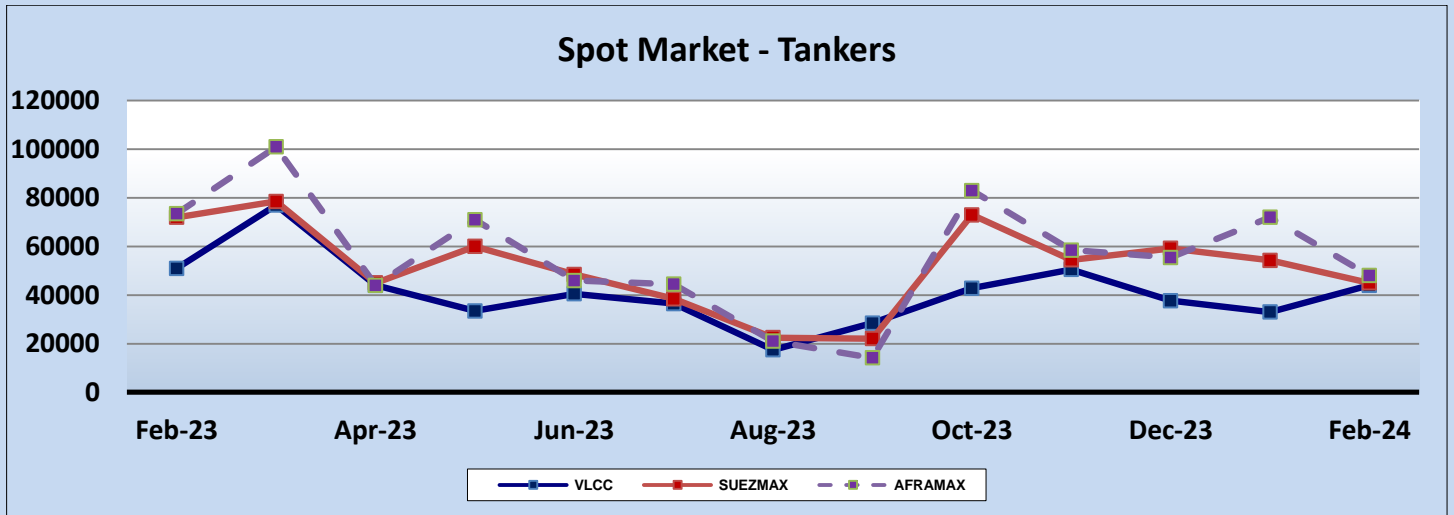
TANKER SALES

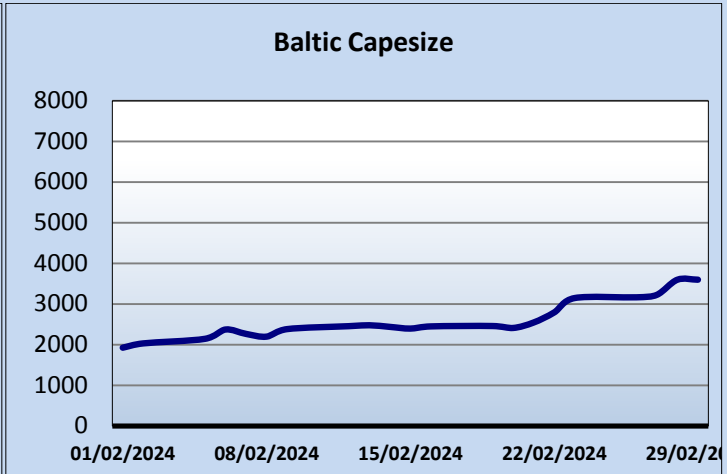
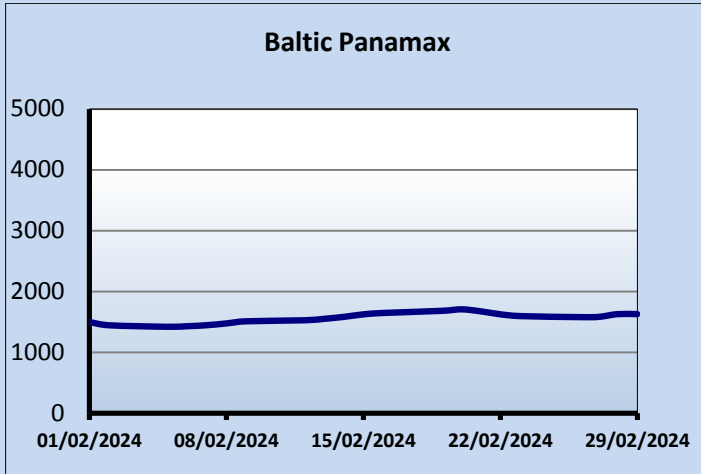
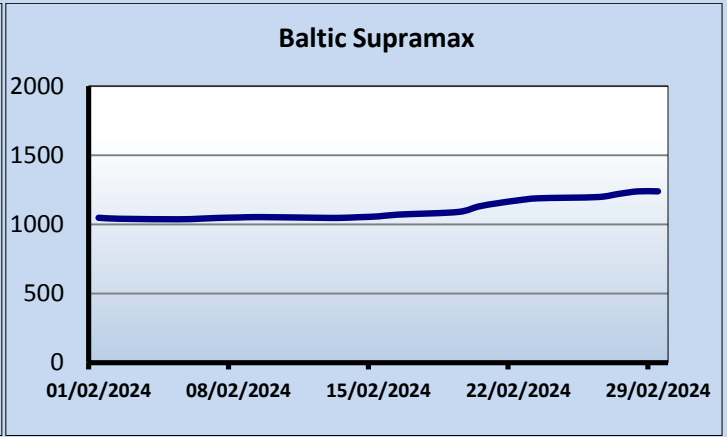
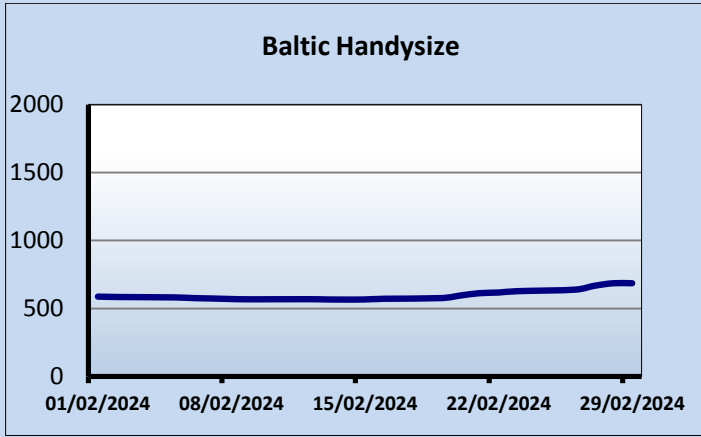
<i>NAME</i>	<i>DWT</i>	<i>BLT</i>		<i>PRICE \$ (MIO)</i>	<i>BUYER</i>
MAERSK KALEA	38,877	2004	CHINA	12.5	UAE
SHOGUN	44,485	2002	KOREA	-	UNDISCLOSED
SAINT ALBANS BAY	49,990	2015	KOREA	238	ENBLOC BSS
JENNINGS BAY	49,990	2015	KOREA		
LAFAYETTE BAY	49,990	2015	KOREA		
EXCELSIOR BAY	49,990	2014	KOREA		
CRYSTAL BAY	49,990	2014	KOREA		
HARRISON BAY	49,990	2015	KOREA		INTERNATIONAL SEAWAYS
ST. PAULI	49,999	2017	KOREA	42	ARDMORE SHIPPING
MTM COLORADO	51,319	2004	KOREA	15.2	CHINESE
RAPTOR	159,395	2007	JAPAN	46.5	CHINESE
CHANG HANG FA XIAN	45,841	2006	CHINA	20	CHINESE
TOHSHI	300,363	2007	JAPAN	44	CHINESE
LEON HERMES	40,165	2008	KOREA	23	UNDISCLOSED
BAHRI TULIP	49,000	2006	KOREA	18.4	UNDISCLOSED
CSC BRAVE	45,853	2007	CHINA	19.3	UNDISCLOSED
ESHIPS AGAMID	13,130	2006	KOREA	9.1	MIDDLE EASTERN
HANSA OSLO	51,215	2007	KOREA	22.3	CHINESE
NAVE SPHERICAL	297,572	2009	CHINA	53.9	UNDISCLOSED
KORO SEA	105,905	2008	JAPAN	39	CHINESE
FRONT ODIN	156,840	2010	CHINA	-	NGM ENERGY
CAPE CAMDEN	37,791	2009	KOREA	44	ENBLOC BSS
CAPE CORFU	37,759	2009	KOREA		GREEK
ARDMORE SEAFARER	50,093	2010	JAPAN	27.1	GREAT EASTERN S.
GH PARKS	50,096	2009	KOREA	25	UNDISCLOSED

SKS DRIVA	119,456	2010	KOREA	104	ENBLOC BSS UNION MARITIME
SKS DARENT	119,456	2011	KOREA		
AFRA ROSSI	115,829	2010	PHILLIPINES	45.5	CHINESE CL OF DM SHIPPING
BEATRICE	25,932	2013	JAPAN	29	

GAS SALES

<i>NAME</i>	<i>DWT</i>	<i>BLT</i>		<i>CBM</i>	<i>PRICE \$ (MIO)</i>	<i>BUYER</i>
CLIPPER HELEN	18,110	2007	GERMANY	16,789	32	CL OF SANMAR GROUP
CHURUN MERU	23,361	2009	KOREA	20,324	-	CL OF SEAHAWK MAR.

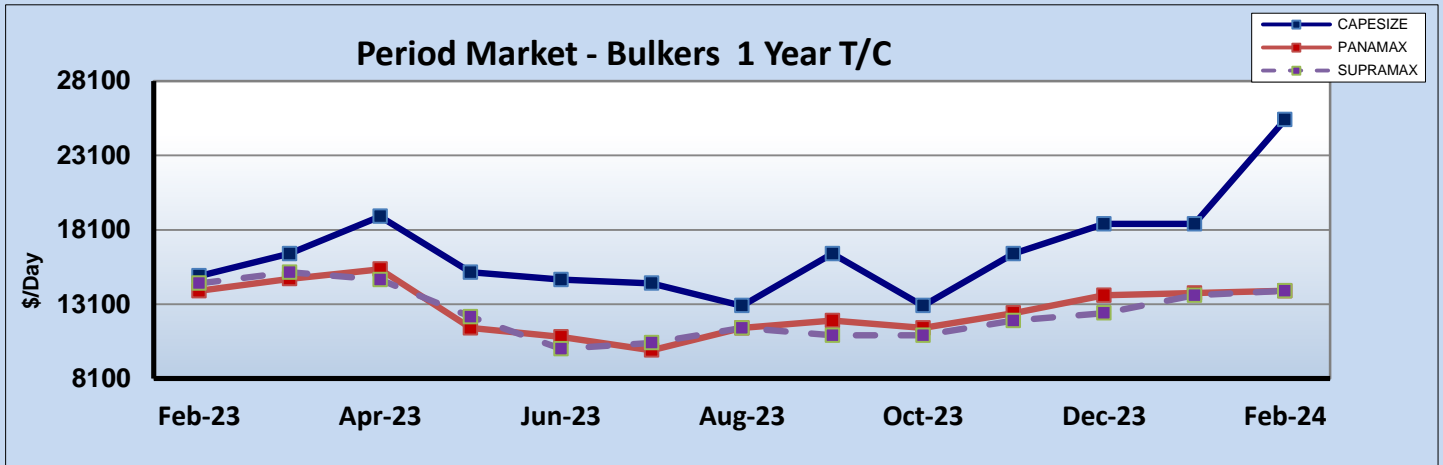
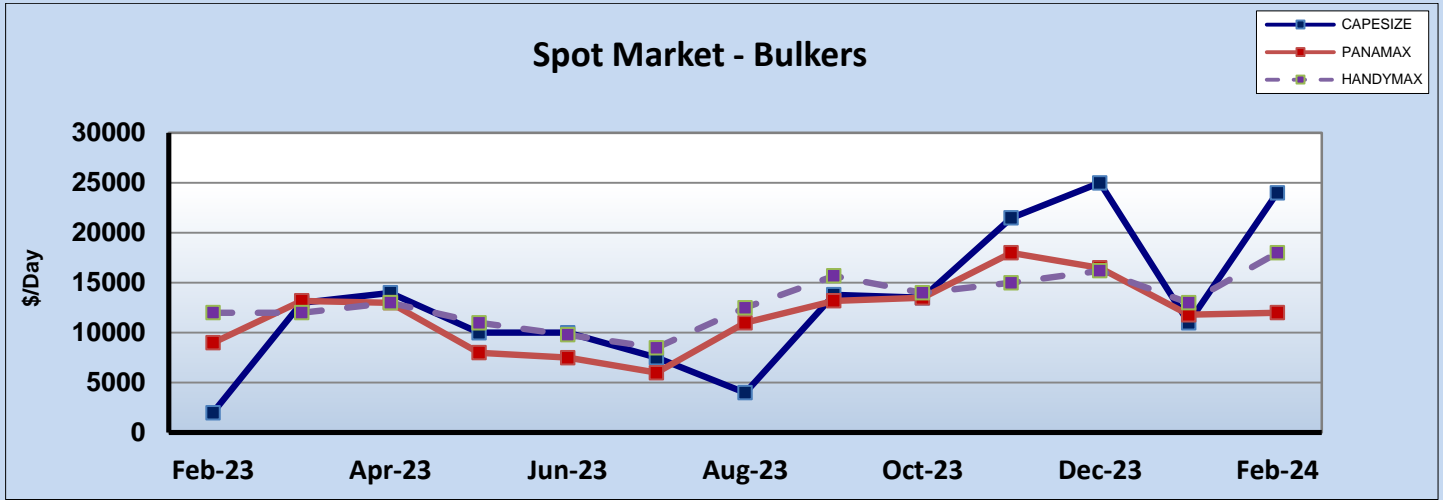




BULKER SALES

<i>NAME</i>	<i>DWT</i>	<i>BLT</i>		<i>GEAR</i>	<i>PRICE \$ (MIO)</i>	<i>BUYER</i>
FENDA 18	73,288	2000	JAPAN	-	7	CHINESE
ANGELINA	74,540	2001	KOREA	-	7	CHINESE
SAPIENTZA	177,736	2008	CHINA	-	22	CHINESE
MAGIC NEBULA	80,282	2010	KOREA	-	-	UNDISCLOSED
JAKOB SELMER	34,954	2011	CHINA	4x35	12	GREEK
MELIA 1	55,612	2011	JAPAN	4x30	17.8	UNDISCLOSED
FPMC B 102	104,990	2011	CHINA	-	16.5	UNDISCLOSED
BEIJING VENTURE	53,600	2010	CHINA	4x36	11	UNDISCLOSED
ALLIANCE	33,755	2012	CHINA	4x35	12.3	UNDISCLOSED
SEAMEC NIDHI	56,755	2010	CHINA	4x30	10.8	UNDISCLOSED
CHRISTINE OLDENDORFF	93,077	2010	CHINA	-	15.45	GREEK
PEGASUS	56,726	2011	CHINA	4x30	13	UNDISCLOSED
MAGIC HORIZON	76,619	2010	JAPAN	-	15.8	UNDISCLOSED
YUE MAY	176,552	2011	CHINA	-	-	GREEK
SEAMATE	177,775	2010	CHINA	-	26.4	CL OF AGRICORE S.
QING MAY	206,117	2012	CHINA	-	67	ENBLOC BSS
LAN MAY	206,007	2011	CHINA	-	-	WINNING SHIPPING
STAR DORADO	56,507	2013	CHINA	4x30	-	UNDISCLOSED
CMB POMEROL	95,731	2012	JAPAN	-	21	SAMOS ENERGY
SCARLET ROBIN	82,235	2016	JAPAN	-	28.6	SEANERGY MAR. CORP

PACIFIC INTEGRITY	56,100	2013	JAPAN	4x30	21	UNDISCLOSED
NEW DELIGHT	181,279	2012	JAPAN	-	30.95	JINHUI SHIPPING & T.
KINOKAWA MARU	181,392	2013	JAPAN	-	33.5	SEANERGY MAR. CORP
WESTERN EAGLE	55,816	2014	JAPAN	4x30	44	ENBLOC BSS
MATSU ARROW	55,975	2014	JAPAN	4x30		UNDISCLOSED
ULTRA VANS COY	38,215	2013	JAPAN	4x30.5	18.8	GREEK
ECO SPLENDOR	38,302	2013	JAPAN	4x30.7	18.5	DEVBULK SHIPPING
PACIFIC ASSURANCE	207,842	2014	JAPAN	-	48.5	UNDISCLOSED
ZHONG XIN PEARL	75,321	2013	CHINA	-	17.5	CHINESE
NORDIC MERCHANTS	37,205	2014	CHINA	4x30.5	15.5	UNDISCLOSED
TRUE CARTIER	181,380	2014	JAPAN	-	40.8	CL OF OLDENDORFF C.
DARYA PADMA	60,935	2015	JAPAN	4x30	29	UNDISCLOSED
AUSTRALIAN BULKER	36,228	2017	JAPAN	4x30	24	UNDISCLOSED
MAESTRO SAPPHIRE	39,830	2020	JAPAN	4x30	29.2	DEVBULK SHIPPING
SANTA JOHANNA	61,255	2017	JAPAN	4x30.7	30.8	UNDISCLOSED
SSI SPLENDID	63,562	2019	CHINA	4x30	30	TRI BULK SHIPPING
BULK SEOUL	207,992	2019	CHINA	-	127.5	ENBLOC BSS
BULK SHANGHAI	207,992	2019	CHINA	-		NEDA MARITIME
RISING LOONG	91,439	2002	JAPAN	-	-	UNDISCLOSED
SOLAR NOVA	208,892	2021	CHINA	-	262	ENBLOC BSS
SOLAR OAK	208,892	2021	CHINA	-		
SOLAR PRIDE	209,471	2020	CHINA	-		
SOLAR QUANTUM	209,471	2020	CHINA	-		CHINESE
PANTAGRUEL	180,181	2004	JAPAN	-	16	UNDISCLOSED
MARITSA	76,015	2005	JAPAN	-	12.2	UNDISCLOSED
SSI CHALLENGER	56,042	2004	JAPAN	4x30	10.7	CHINESE
YASA FORTUNE	82,849	2006	JAPAN	-	12.7	CHINESE
NAVIOS ORBITER	76,602	2004	JAPAN	-	9.2	UNDISCLOSED
ELBA	10,683	2004	NETHERLANDS	2x80	6.1	UNDISCLOSED
NAVIOS HARMONY	82,790	2006	JAPAN	-	12.2	UNDISCLOSED
IONIC KATANA	82,936	2005	JAPAN	-	13.3	CHINESE
GREAT VENTURE	77,283	2008	JAPAN	-	15	CHINESE
BIG BANG	174,109	2007	CHINA	-	20	PACIFIC BULK C.
W-GALAXY	76,629	2006	JAPAN	-	12.9	CHINESE
LUCKY GLORY	32,256	2007	JAPAN	4x30.5	10.55	TURKISH
LAGO DI LUGANO	32,271	2008	JAPAN	4x30.5	10.5	GREEK
ROYAL LOLE	180,129	2009	JAPAN	-	24.1	CHINESE
SUPER HENRY	55,430	2008	JAPAN	4x30.5	15	INDONESIAN
ZHONG MAY	176,403	2011	CHINA	-	27	EUROPEAN
MAGIC NOVA	78,833	2010	JAPAN	-	16.1	UNDISCLOSED
SOLAR AFRICA	58,064	2011	PHILLIPINES	4x30	17.8	GREEK
FLC HARMONY	56,788	2008	CHINA	4x30	9.7	CHINESE
ATHENIAN PHOENIX	179,223	2009	KOREA	-	23.5	HAYFIN CAPITAL M.
GUO MAY	176,536	2011	CHINA	-	24.85	CL OF DANAOS S.
XIN HANG	178,043	2010	CHINA	-	26.5	DANAOS



CONTAINER SALES

<i>NAME</i>	<i>DWT</i>	<i>BLT</i>		<i>GEAR</i>	<i>TEU</i>	<i>PRICE \$ (MIO)</i>	<i>BUYER</i>
TIGER SAGAR	13,500	2003	ROMANIA	-	1,025	3.2	TURKISH
MISTRAL	11,254	2008	GERMANY	-	868	9	UAE
ALS CLIVIA	51,570	2010	KOREA	-	4,400	20.5	CL OF IGNAZIA M.
THORSWIND	30,046	1999	GERMANY	2x45	2,169	-	CL OF MSC
ANTIBES EXPRESS	40,478	2002	CHINA	4x45	3,237	-	UNDISCLOSED
MSC GENEVA	79,403	2006	ROMANIA	-	6,336	-	CL OF MSC
BUXWIND	79,403	2007	ROMANIA	-	6,336	-	CL OF MSC
CMA CGM IVANHOE	120,944	2008	KOREA	-	9,661	-	CL OF CMA CGM
YM WISDOM	146,749	2019	JAPAN	-	14,220	-	CL OF YANG MING

Ro-Pax / Fast Ferries SALES

<i>NAME</i>	<i>GT</i>	<i>BLT</i>		<i>Pax</i>	<i>PRICE \$ (MIO)</i>	<i>BUYER</i>
-	-	-	-	-	-	-

CRUISE SALES

<i>NAME</i>	<i>GT</i>	<i>BLT</i>		<i>Pax</i>	<i>PRICE \$ (MIO)</i>	<i>BUYER</i>
BRAEMAR	24344	1993	SPAIN	987	-	UNDISCLOSED

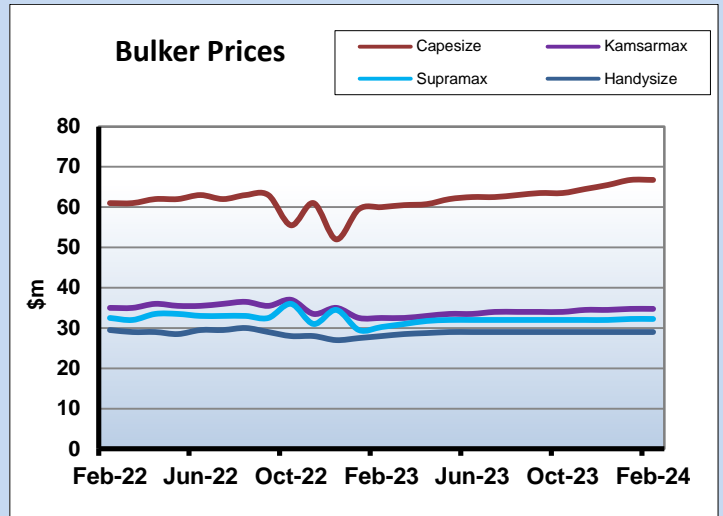
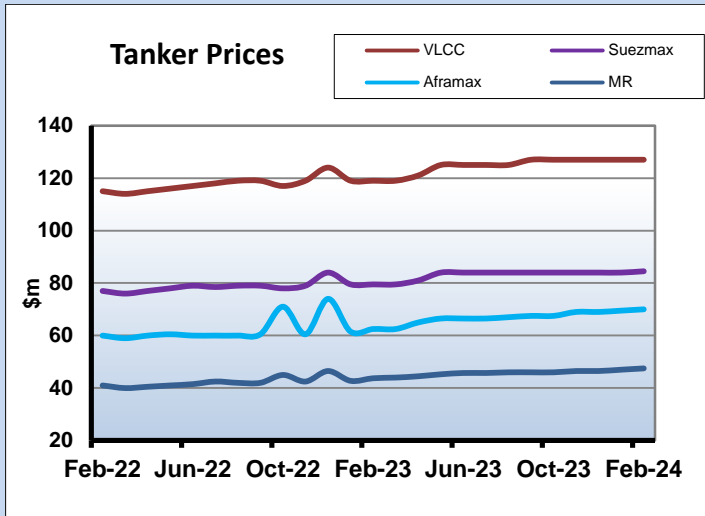
Ro-Ro SALES

<i>NAME</i>	<i>GT</i>	<i>BLT</i>		<i>Pax</i>	<i>PRICE \$ (MIO)</i>	<i>BUYER</i>
VIKING AMBER	39362	2010	CHINA	-	64.6	UNDISCLOSED
URD	13144	1981	ITALY	186	-	UNDISCLOSED
OSLOFJORD	17851	1993	SWD	1,800	-	CL OF JADROLINIJA
EUROCARGO SICILIA	12433	1998	ROMANIA	12	-	CL OF BALEARIA
BAJA STAR	25125	1992	JAPAN	705	-	CL OF VENTOURIS GROUP
NURAGHES	39798	2004	ITALY	2781	-	CL OF MSC
SHARDEN	39798	2005	ITALY	3,000	-	CL OF MSC
SANTORINI PALACE	4927	2005	AUSTRIA	809	-	CL OF SEAJETS

OFFSHORE SALES

<i>NAME</i>	<i>GT</i>	<i>BLT</i>		<i>BOLL. PULL</i>	<i>PRICE \$ (MIO)</i>	<i>BUYER</i>
EDDA PASSAT	4873	2018	SPAIN	-	-	UNDISCLOSED

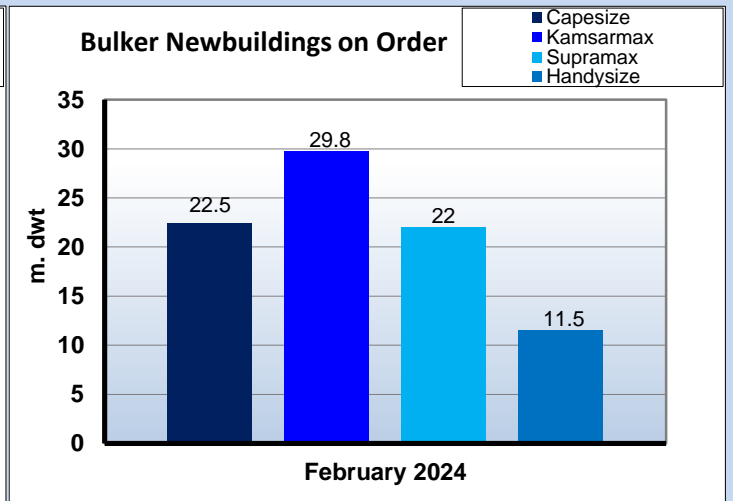
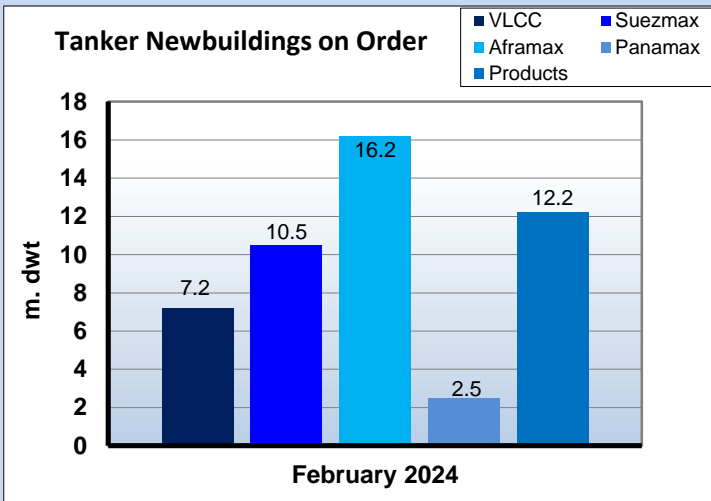
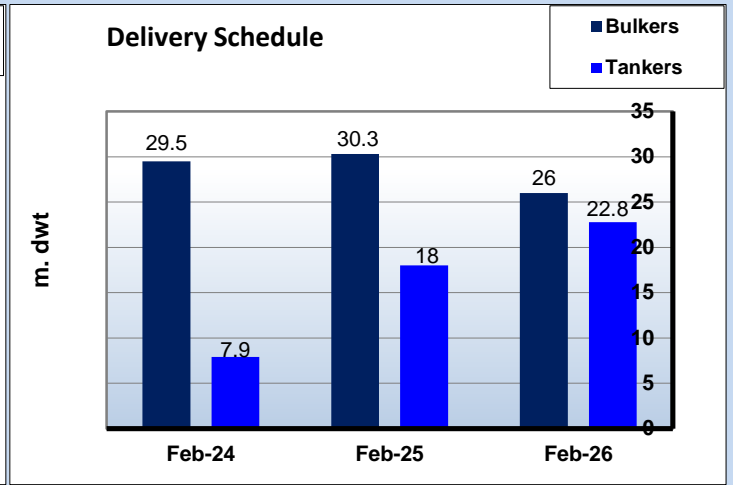
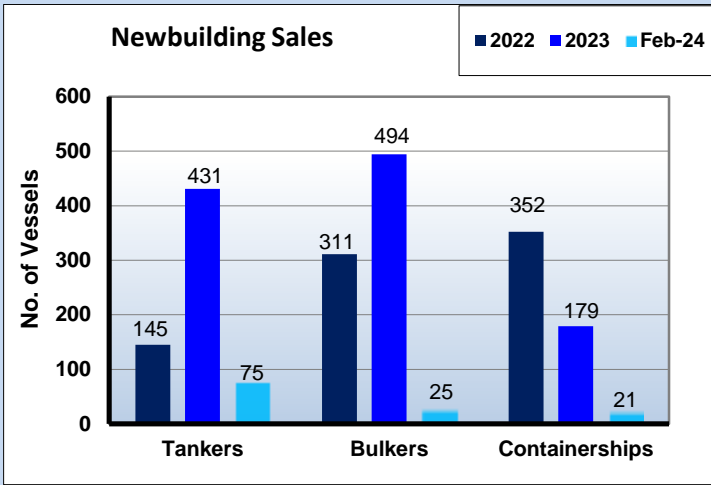
NEW BUILDING MARKET AND REPORTED CONTRACTS



Dry Bulk Orderbook				
Ship Type	m.Dwt 2024	2025	2026+	Total No. Ships
Capesize	5.6	7.1	9.8	106
Kamsarmax	9.0	9.7	11.1	362
Supra/Hmax	9.6	8.7	3.7	350
Handies	5.2	4.9	1.3	316
Total	29.5	30.3	26.0	1134

Tanker Orderbook				
Ship Type	m.Dwt 2024	2025	2026+	Total No. Ships
ULCC/VLCC	0.3	1.5	5.3	23
Suezmax	1.3	4.2	5.0	67
Aframax	3.1	6.6	6.5	141
Panamax	0.1	0.8	1.6	34
MR + Small	3.1	4.8	4.3	333
Total	7.9	18.0	22.8	598

LPG Orderbook				
Ship Type	,000cb 2024	2025	2026+	Total No. Ships
VLGC	1,734	1,831	7,640	121
LGC	45	180	411	14
MR	264	174	590	29
Handy	91	88	25	30
Small	6	4	0	4
Total m.Dwt	1.43	1.54	5.61	198



DWT in Thousands	Newbuilding Historical Prices (\$m)													
Tankers	Feb-24	2023	2022	2021	2020	2019	2018	2017	2016	2010	2005	2000	1995	1990
320 DWT ¹	127	127	124	110	85.5	95.6	92.4	81.5	84.5	104.8	120	76.5	85.3	87.4
170 DWT ¹	84.5	84	84	75	57	71.7	60.6	55	54.5	66.3	71.5	52.5	54	66.1
115 DWT ¹	70	69	74	58.5	46.5	55.1	48.1	44	44.5	56	58	41.5	43.3	53.2
50 DWT ¹	47.5	46.5	46.5	40	34	38.8	36.7	33.8	32.5	36.1	43	29.5	33.2	32.1
Bulkers														
185 DWT ¹	66.7	65.5	51.5	46.5	51.8	50.4	44	42	46	57.2	58.5	40.5	42.3	60.2
83 DWT ¹	34.7	34.5	35	26	30.6	28.1	25.5	24.5	25.7	34.3	36	22.5	27.9	30
64 DWT ¹	32.2	32	34	24	27.4	26.2	24	22.3	24.1	31.1	31	20.5	24.1	25.3
35 DWT ¹	29	29	27	23	22.6	23.9	22	19.5	20.3	26.3	25.5	15	19.2	21.3
	¹ Before 2001 sizes to read 280,000 - 140,000 - 95,000 - 40,000 respectively for tankers and 150,000 - 69,000 for Bulkers ² Single Hull ³ 30,000 DWT +Prior 2017 to read 73 - 76k dwt, 45k dwt & 30k dwt													
	(note: above is for vessels built Japan / Korea, you should also consider US\$ / Yen / Won relation for the years mentioned)													

Newbuilding Orders

TYPE	DWT	BUILDER	DELIVERY	PRICE \$	OWNER	NOTES
LNG	96,000	SAMSUNG HI	2026	230	QATAR ENERGY	LNG
LNG	96,000	SAMSUNG HI	2026	230	QATAR ENERGY	LNG
LNG	96,000	SAMSUNG HI	2026	230	QATAR ENERGY	LNG
LNG	96,000	SAMSUNG HI	2026	230	QATAR ENERGY	LNG
BULK	100,000	OSHIMA SHIPBUILDING	2026	-	HAYFIN CAPITAL	-
BULK	100,000	OSHIMA SHIPBUILDING	2026	-	HAYFIN CAPITAL	-
RO-RO	10,500	YANTAI CIMC RAFFLES	2026	-	SMYRIL LINE	MTHNL,BAT-H.
RO-RO	10,500	YANTAI CIMC RAFFLES	2026	-	SMYRIL LINE	MTHNL,BAT-H.
CHEM & OIL	38,000	NANTONG XIANGYU SOE	JAN 2029	-	NYKST	MTHNL
CHEM & OIL	38,000	NANTONG XIANGYU SOE	SEP 2028	-	NYKST	MTHNL
CHEM & OIL	38,000	NANTONG XIANGYU SOE	APR 2028	-	NYKST	MTHNL
CHEM & OIL	38,000	NANTONG XIANGYU SOE	OCT 2027	-	NYKST	MTHNL
CHEM & OIL	38,000	NANTONG XIANGYU SOE	MAY 2027	-	NYKST	MTHNL
CHEM & OIL	38,000	NANTONG XIANGYU SOE	DEC 2026	-	NYKST	MTHNL
SHUTTLE	154,000	DH SHIPBUILDING	MAR 2027	-	MARAN TANKERS MGMT	LNG
SHUTTLE	154,000	DH SHIPBUILDING	FEB 2027	-	MARAN TANKERS MGMT	LNG
SHUTTLE	154,000	DH SHIPBUILDING	NOV 2026	-	MARAN TANKERS MGMT	LNG
TANKER	300,000	CSSC (TIANJIN)	2027	-	CAPITAL SHIP MGMT	LNG
TANKER	300,000	CSSC (TIANJIN)	2027	-	CAPITAL SHIP MGMT	LNG
TANKER	300,000	CSSC (TIANJIN)	2027	-	CAPITAL SHIP MGMT	LNG
TANKER	300,000	CSSC (TIANJIN)	2027	-	CAPITAL SHIP MGMT	LNG
TANKER	300,000	CSSC (TIANJIN)	2027	-	CAPITAL SHIP MGMT	LNG
TANKER	300,000	CSSC (TIANJIN)	2027	-	CAPITAL SHIP MGMT	LNG
CONTAINER	82,700	JIANGSU NEW YZJ	MAR 2027	-	DANAOS CORP.	SCRUB, MTHL.
CONTAINER	82,700	JIANGSU NEW YZJ	DEC 2026	-	DANAOS CORP.	SCRUB, MTHL.
SHUTTLE	154,000	COSCO HI (ZHOUSHAN)	2027	-	KNUTSEN NYK	-
SHUTTLE	154,000	COSCO HI (ZHOUSHAN)	2027	-	KNUTSEN NYK	-
SHUTTLE	154,000	COSCO HI (ZHOUSHAN)	2027	-	KNUTSEN NYK	-
SHUTTLE	154,000	COSCO HI (ZHOUSHAN)	2027	-	KNUTSEN NYK	-
CHEM&OIL	17,999	CMJL (YANGZHOU)	MAR 2027	-	FURETANK REDERI	LNG,BAT-H.
CHEM&OIL	17,999	CMJL (YANGZHOU)	DEC 2026	-	FURETANK REDERI	LNG,BAT-H.
BULK	82,000	QINGDAO YANGFAN	JUN 2026	-	STAR BULK CARRIERS	-
BULK	82,000	QINGDAO YANGFAN	APR 2026	-	STAR BULK CARRIERS	-
BULK	82,000	QINGDAO YANGFAN	SEP 2025	-	STAR BULK CARRIERS	-

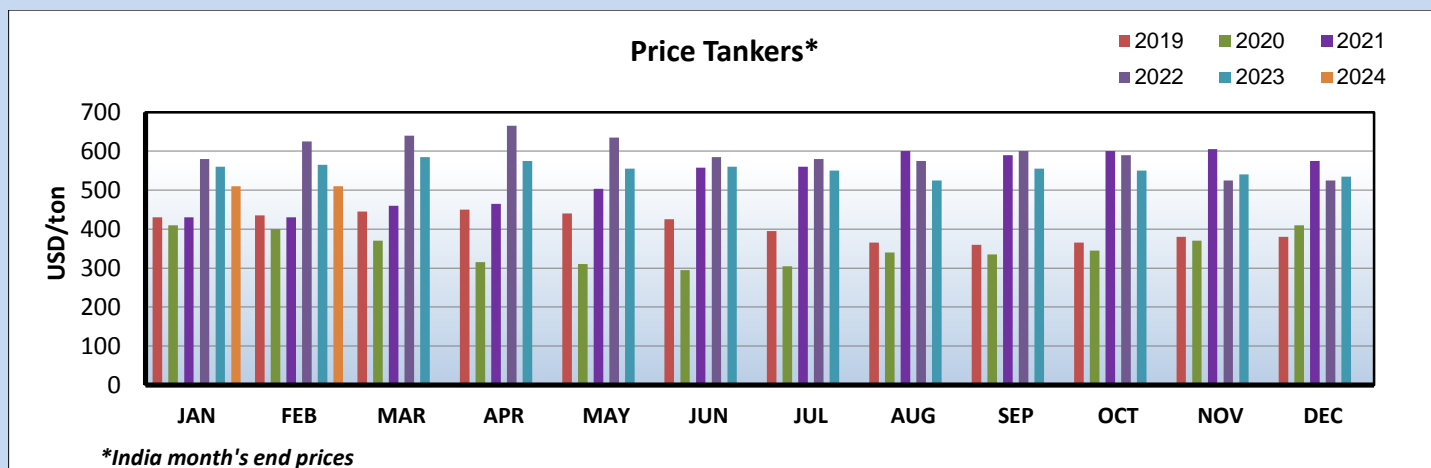
TANKER	320,000	NEW TIMES SB	2027	-	MAGNI PARTNERS	LNG
TANKER	320,000	NEW TIMES SB	2027	-	MAGNI PARTNERS	LNG
CRUISE	15,800	MEYER WERFT	MAY 2027	-	CARNIVAL CRUISE LINE	LNG
SOV	-	VARD VUNG TAU	MAY 2026	-	CYAN RENEWABLES	BAT-H.
CONTAINER	19,000	QINGDAO YANGFAN	JUL 2026	-	DELPHIS	AMMONIA
CHEM&OIL	18,500	FUJIAN SOUTHEAST SB	MAY 2026	32.30	SEACON SHIPPING	MTHNL
CHEM&OIL	18,500	FUJIAN SOUTHEAST SB	FEB 2026	32.30	SEACON SHIPPING	MTHNL
CHEM&OIL	18,500	FUJIAN SOUTHEAST SB	NOV 2025	32.30	SEACON SHIPPING	MTHNL
CHEM&OIL	18,500	FUJIAN SOUTHEAST SB	JUL 2025	32.30	SEACON SHIPPING	MTHNL
MSV	-	SEFINE SHIPYARD	JAN 2026	-	EIDESVIK/AGALAS JV	MTHNL,BAT-H.
AMMONIA/LPG	58,000	HYUNDAI HI (ULSAN)	FEB 2027	121	EVALEND SHIPPING	LPG
AMMONIA/LPG	58,000	HYUNDAI HI (ULSAN)	FEB 2027	121	EVALEND SHIPPING	LPG
LPG	18,000	HYUNDAI MIPO	OCT 2026	64.40	PERTAMINA INTL SH.	LPG
LPG	18,000	HYUNDAI MIPO	SEP 2026	64.40	PERTAMINA INTL SH.	LPG
TANKER	300,000	HANWHA OCEAN	NOV 2026	128.10	EVALEND SHIPPING	SCRUB FITD
TANKER	300,000	HANWHA OCEAN	AUG 2026	128.10	EVALEND SHIPPING	SCRUB FITD

DEMOLITION MARKET

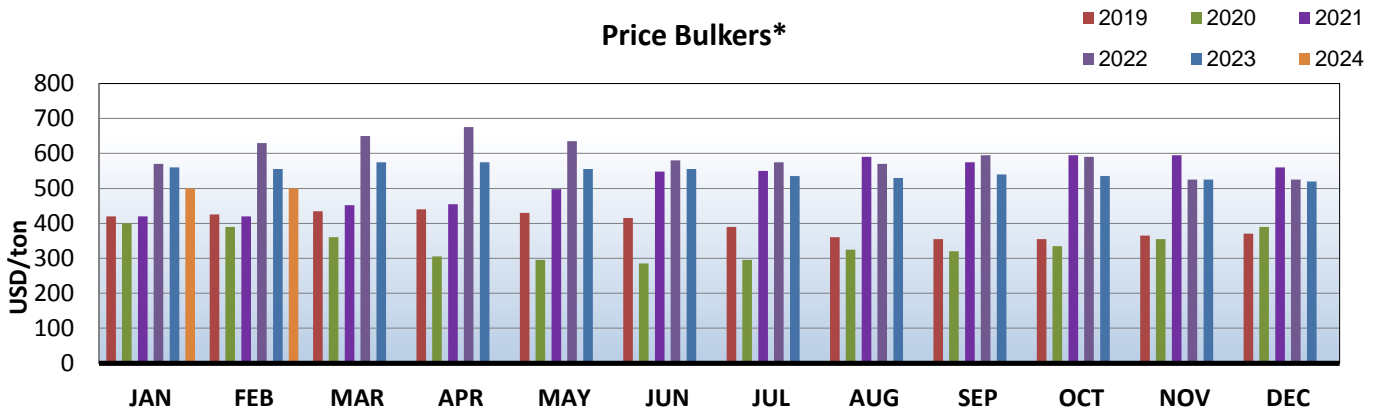
* MONTH'S END PRICES

Demolition Prices		
	Gen Cargo	Tanker
India	510/lt Ldt	510/lt Ldt
Bangladesh	525/lt Ldt	525/lt Ldt
Pakistan	530/lt Ldt	530/lt Ldt
Turkey	350/lt Ldt	350/lt Ldt

Demolition Historical Data

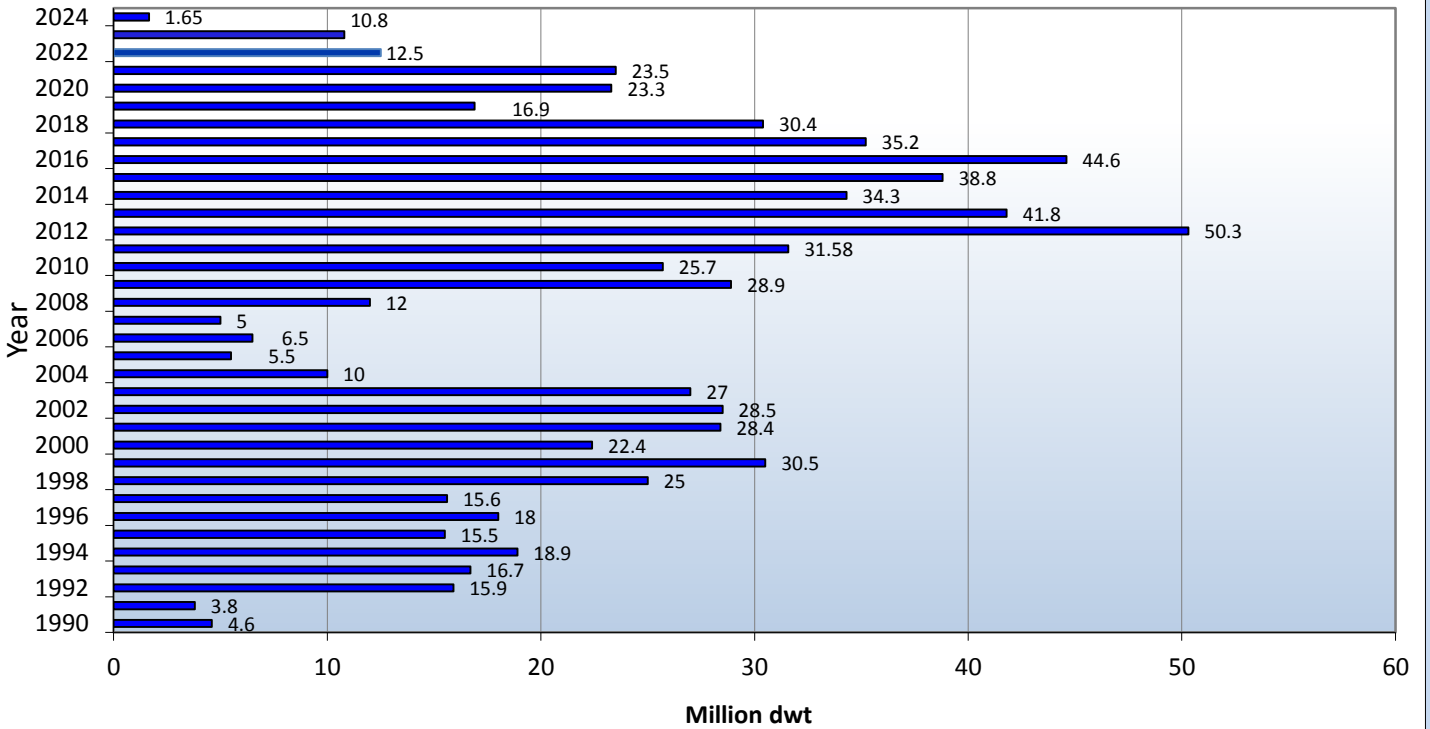


Price Bulkers*



*India month's end prices

Total Demolition (Dwt)



* Bss reported sales

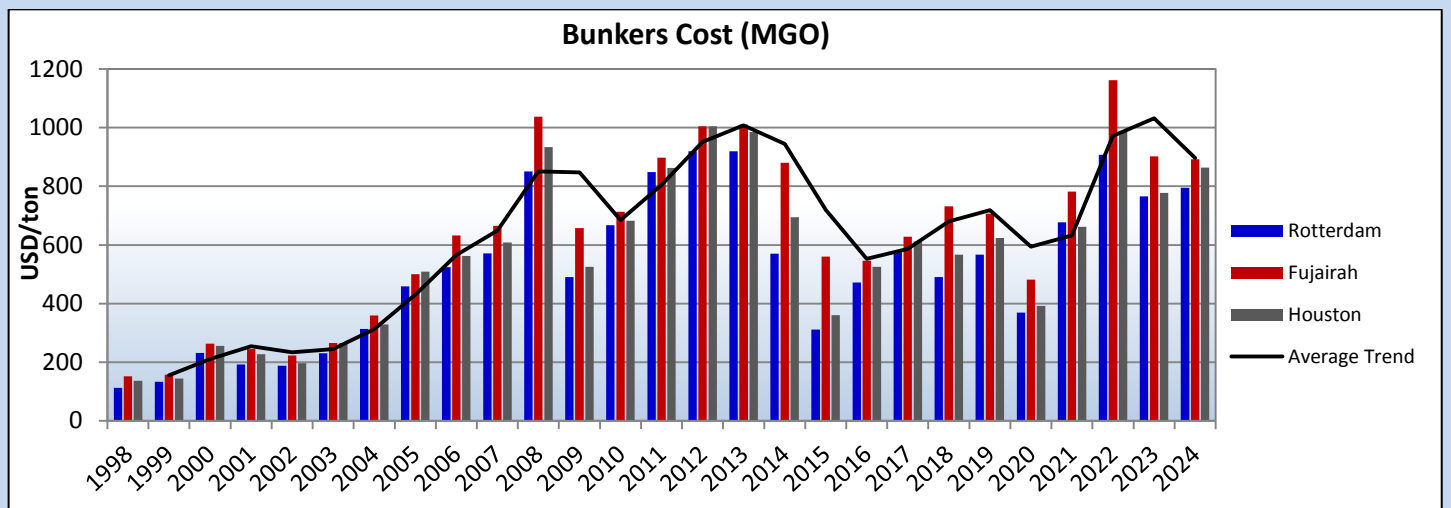
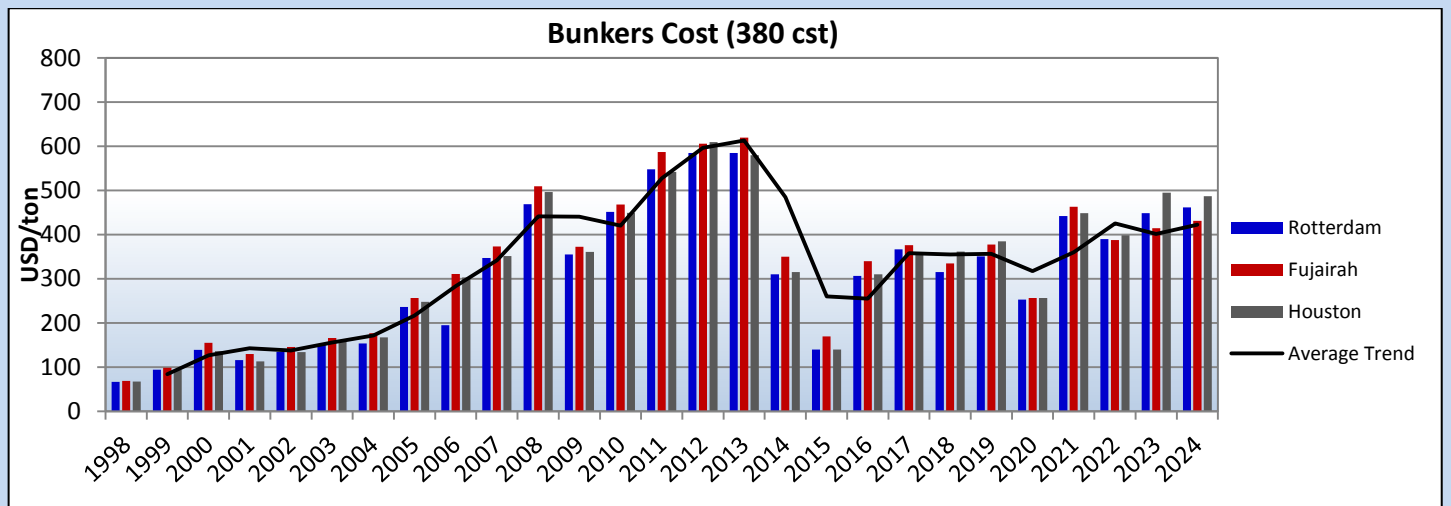
Turkey

TYPE	NAME	DWT	BLT	LDT	PRICE \$/LDT	COMMENTS
RORO	SARDINIA VERA	2,840	1975	5,686	-	-

Other

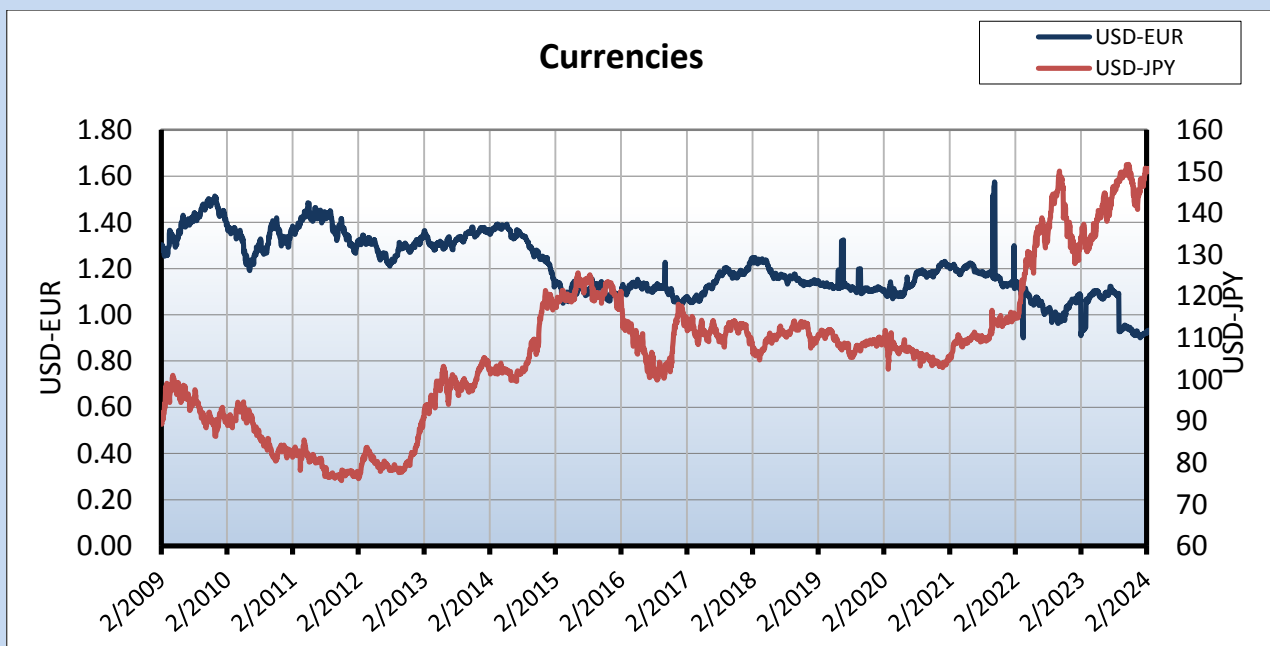
TYPE	NAME	DWT	BLT	LDT	PRICE \$/LDT	COMMENTS
BULK	XIN XIANG RUI	22,154	1992	-	-	-
TANK	BOHAI4	130,374	1975	-	-	-
RORO	AVATAR	17,850	1983	8,920	-	-
TANK	ADISA	310,309	2005	-	-	-
BULK	KAPTAN HASAN ONAL	9,200	2009	2,600	-	-

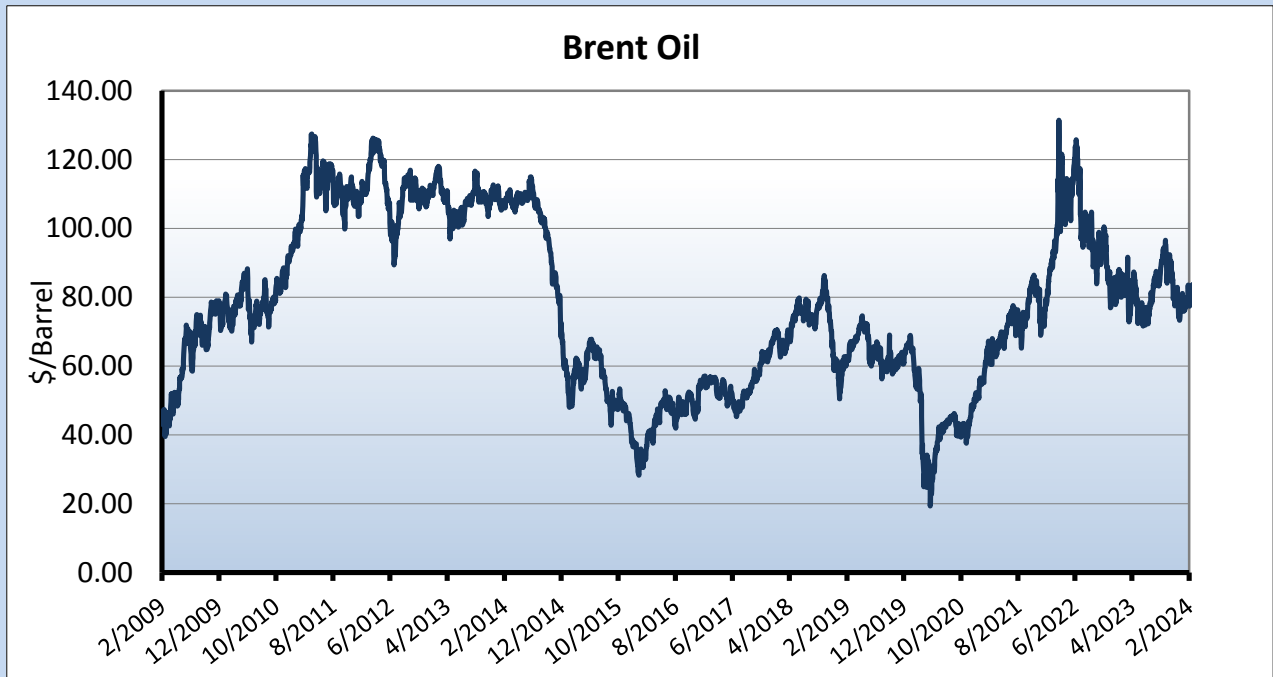
HISTORICAL BUNKER PRICES



	HISTORICAL BUNKER PRICES					
	Rotterdam		Fujairah		Houston	
	380 cst	MGO	380 cst	MGO	380 cst	MGO
2003	151	230.4	166.3	265.2	160.2	265.1
2004	154	313.4	176.7	359.3	167.3	328.7
2005	236	458.4	256.6	500.1	248.3	508.5
2006	195	524.1	310.9	631.8	303	562.3
2007	347	571.3	373.7	664.7	351.8	608.6
2008	469	850.7	509.4	1037.7	496.8	933.2
2009	355	490.6	372.8	657	360.7	525
2010	452	667.1	468.2	712.9	449.3	683
2011	548	848.6	587.5	897.5	542.1	862.4
2012	585	920	606	1005	610	1005
2013	585	920	620	1010	580	985
2014	310	570	350	880	315	695
2015	140	311	170	560	140	360
2016	307	472	340	546	310	525
2017	367	579	376	627.5	356	612
2018	315	490	335	732	362	567
2019	290.4	607.2	290.3	760.3	342	647.8
2020	302	426	312	474	296	461.75
2021	442.5	677	463	782	449	661.5
2022	390	908	388	1162	399	988.50
2023	449	766	415	902	449	778
01-03-24	462	795	431	892	487	864

MARKET INDICATORS





	GBP	CAD	EUR	JPY	CHF	USD	AUD
GBP	1	0.5823	0.8558	0.0053	0.8929	0.7915	0.5139
CAD	1.7172	1	1.4696	0.0090	1.5333	1.3591	0.8825
EUR	1.1685	0.6805	1	0.0061	1.0433	0.9248	0.6005
JPY	190.3336	110.8381	162.8870	1	169.9458	162.8870	97.8106
CHF	1.1200	0.6522	0.9585	0.0059	1	0.8864	0.5755
USD	1.2635	0.7358	1.0813	0.0066	1.1282	1	0.6493
AUD	1.9459	1.1333	1.6653	0.0102	1.7377	1.5401	1

* 01/03/2024 values

STOCK WATCH

NAME	TICKET	THIS MONTH*	LAST MONTH	CHANGE %	52w HIGH	52w LOW
Capital Product Partners	CPLP	17.40	18.20	-4.40%	18.85	11.93
Diana Shipping Inc.	DSX	3.05	3.01	1.33%	4.79	2.81
Dynagas LNG Partners LP	DLNG	2.98	2.74	8.76%	3.23	2.31
Eagle Bulk Shipping Inc.	EGLE	61.27	55.13	11.14%	62.11	39.15
Euroseas Ltd.	ESEA	38.90	39.74	-2.11%	42.29	16.88
Costamare Inc.	CMRE	11.37	10.71	6.16%	11.85	7.71
Navios Maritime Holdings	NM	2.50	2.27	10.13%	5.54	1.50
GasLog Ltd.	GLOG	25.95	26.99	-3.85%	28.63	21.42
Safe Bulkers Inc.	SB	4.64	4.04	14.85%	4.71	2.97
Star Bulk Carriers Corp.	SBLK	23.87	21.74	9.80%	24.27	16.57
Stealthgas Inc.	GASS	6.17	7.64	-19.24%	7.98	2.51
TEN Inc.	TNP	23.77	24.57	-3.26%	25.36	15.50
TOP Ships Inc.	TOPS	13.67	13.75	-0.58%	18.97	5.51
Danaos Corporation	DAC	71.95	76.28	-5.68%	80.39	51.19

* 29/02/2024 values

~~~~~

Disclaimer: Information and data that appear in this report have been obtained from various sources which are believed to be correct and reliable. However, Athenian Shipbrokers S.A. does not guarantee their accuracy or completeness and therefore cannot be held liable for any loss incurred as a result of reliance in any way whatsoever on the information contained herein.

Kind Regards,



**ATHENIAN SHIPBROKERS S.A.**