



ATHENIAN SHIPBROKERS S.A.

107-109, Vas. Pavlou Str., GR 166 73, Voula, Athens, Greece

Tel: +30 210 9659700 - Fax: +30 210 8996040

Email S & P : athenian@atheniansa.gr

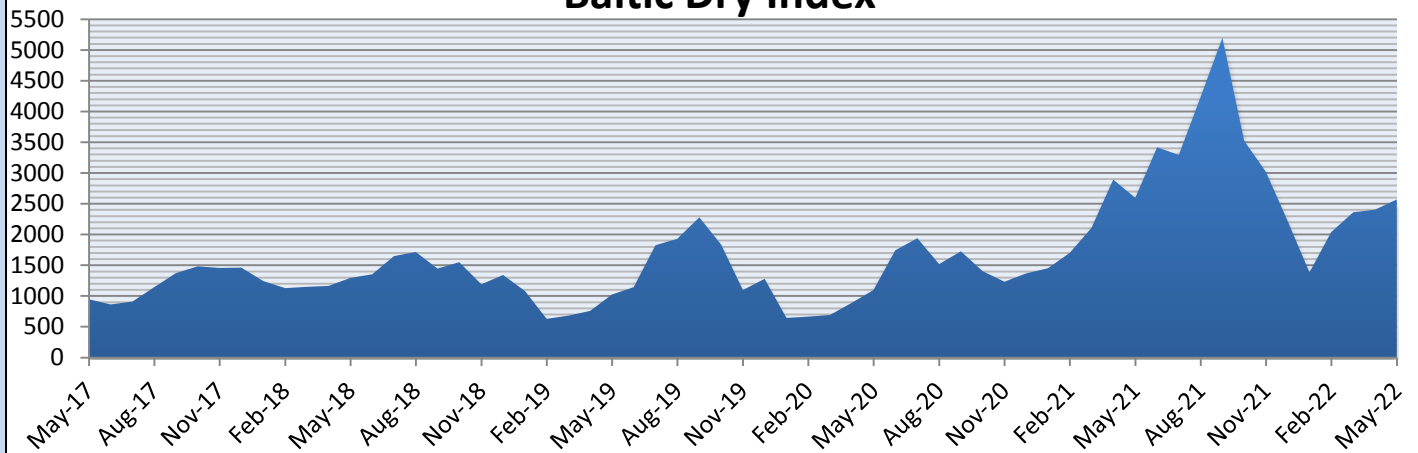
Email Chartering : chartering@atheniansa.gr

www.atheniansa.gr

MAY 2022

MONTHLY REPORT

Baltic Dry Index



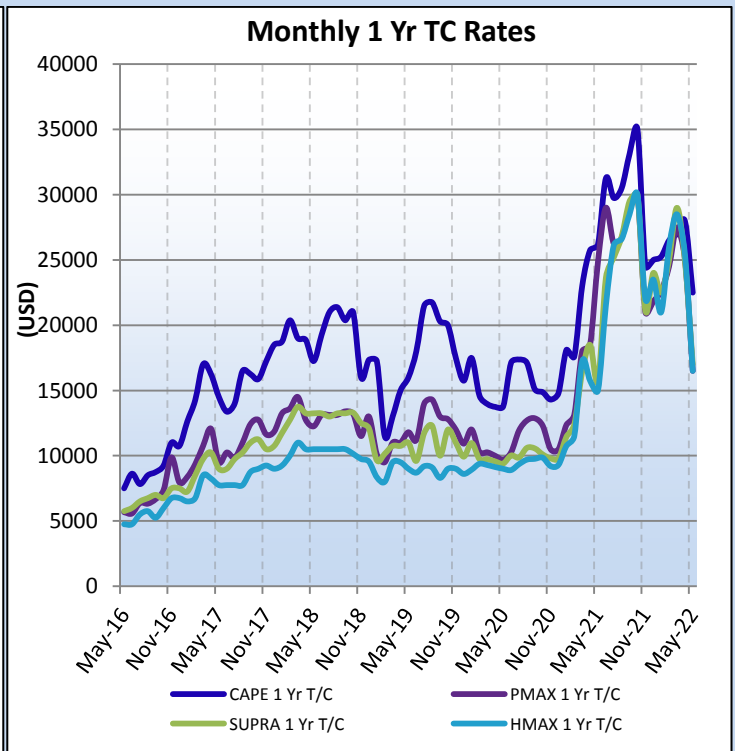
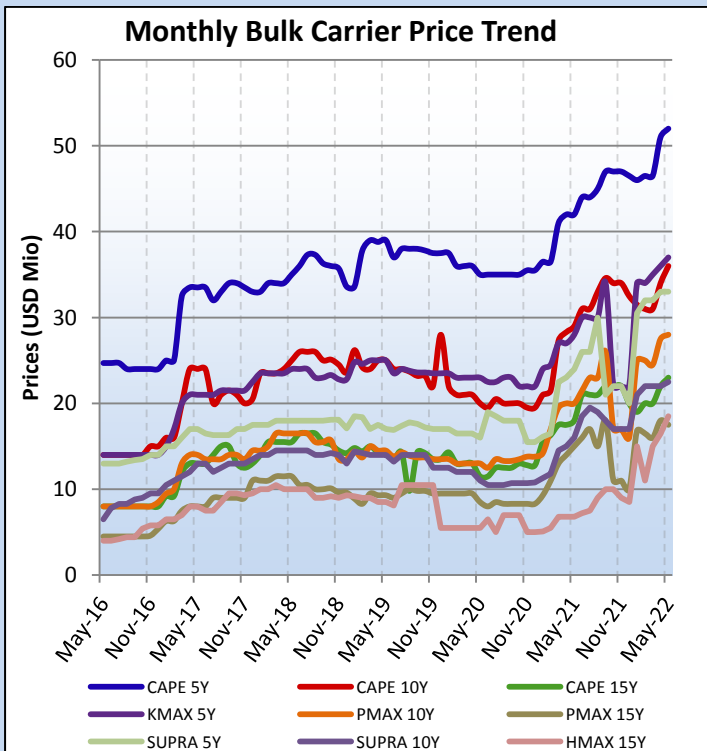
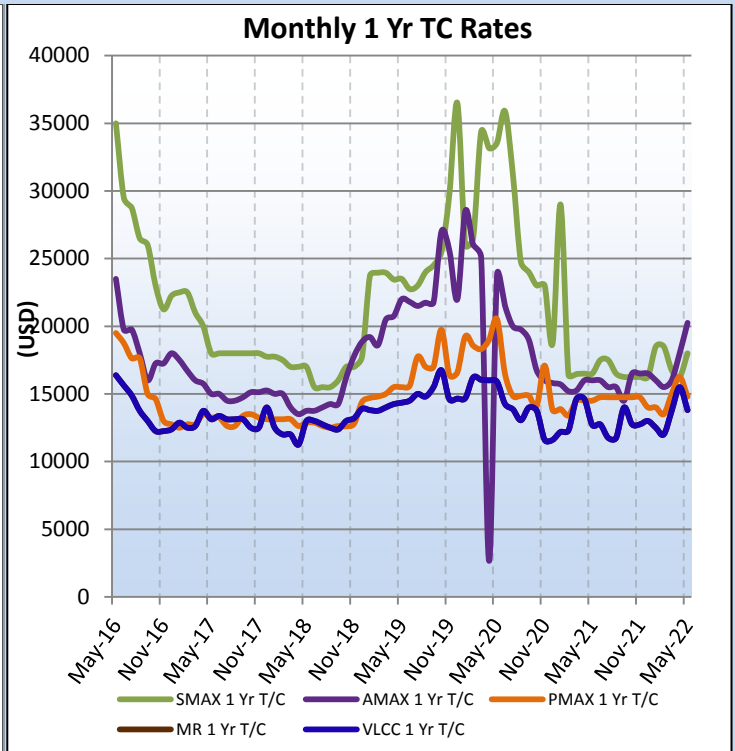
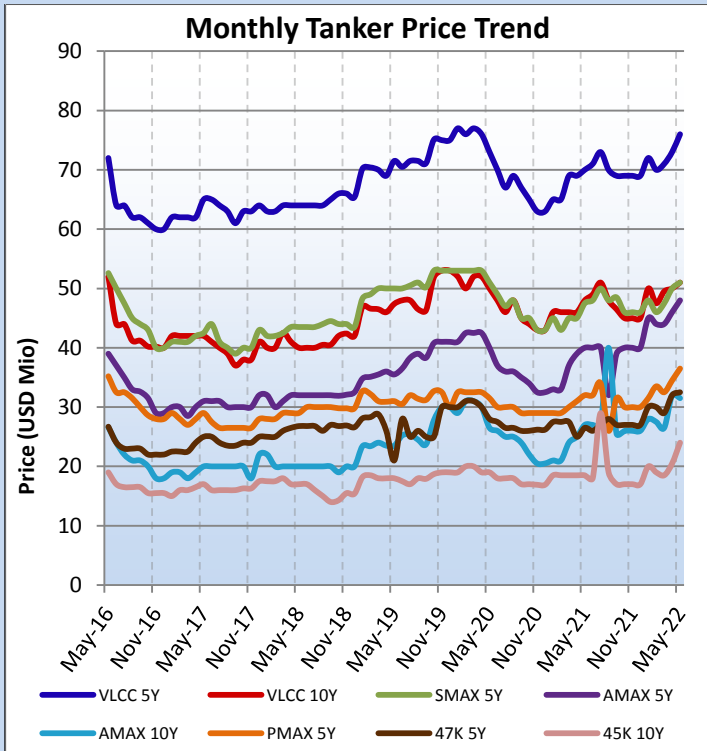
PRICES TANKERS (\$ MIO)

* Prices reflect Year's End	2016	2017	2018	2019	2020	2021	MAY 22
VLCC 5Y	60	64	63	75	63	69	76
VLCC 10Y	40	41	40	53	43	45	51
SUEZMAX 5Y	40	43	42	53	42	46	51
AFRAMAX 5Y	29	32	32	41	42.5	40	48
AFRAMAX 10Y	18	22	22	30	28.3	26	31.5
PANAMAX 5Y	28	28	28	30	29.5	30	36.5
51K 5Y	22	25	27.5	30	26.5	27	32.5
47K 10Y	15.5	17.5	16.5	19	17.5	17	24

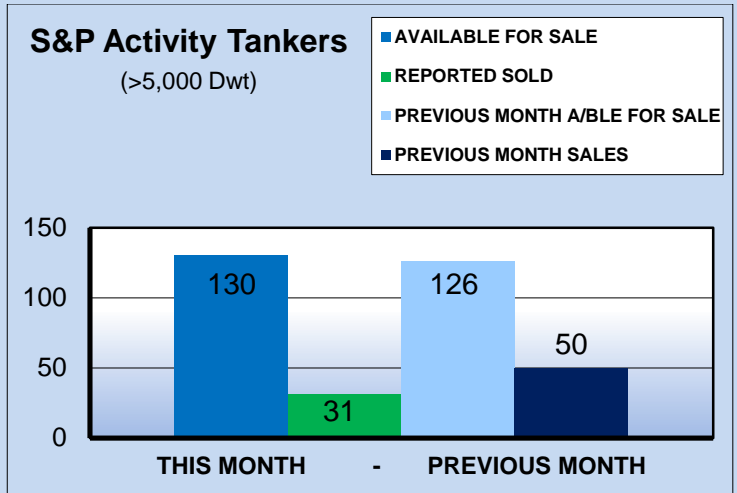
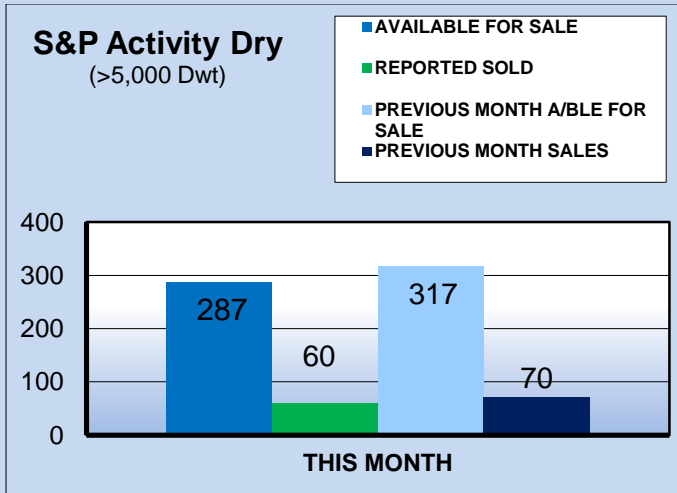
PRICES BULKERS (\$ MIO)

* Prices reflect Year's End	2016	2017	2018	2019	2020	2021	MAY 22
CAPE SIZE 5Y	24	33	33	37.5	35.3	46.5	52
CAPE SIZE 10Y	15	20.5	23.5	22	19	32.5	36
CAPE SIZE 15Y	8	13	14	13.5	12	20	23
KAMSARMAX 5Y	14	22.5	23.5	23.5	21.8	32	37
KAMSARMAX 10Y	8.5	14.5	14.5	13.5	13.5	22	28
PANAMAX 15Y	5.4	11	9	9.5	8.8	16	17.5
PANAMAX 20Y	3.6	6.5	6.5	6	5.7	10	11
ULTRAMAX 5Y	14	17.5	18	17	17.3	29	33
SUPRAMAX 10Y	9.5	13.5	14	12.5	10.5	20	22.5
HANDYMAX 5Y	12.2	14.3	15	16.7	14.5	24	27.5
HANDYMAX 10Y	7	10.5	11.8	9.2	8.7	17	18.5

SECOND HAND SALES & CHARTER FIXTURE TRENDS

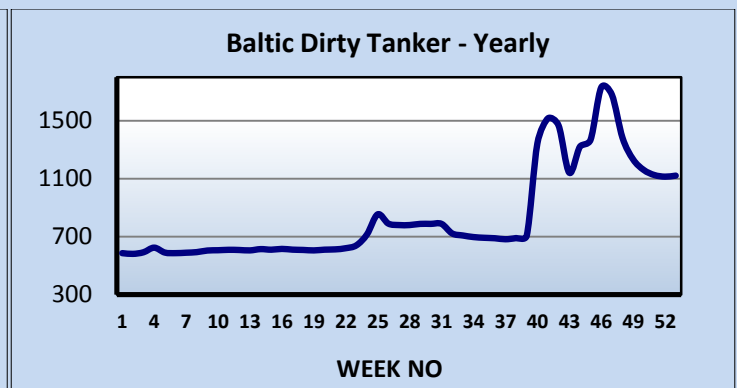
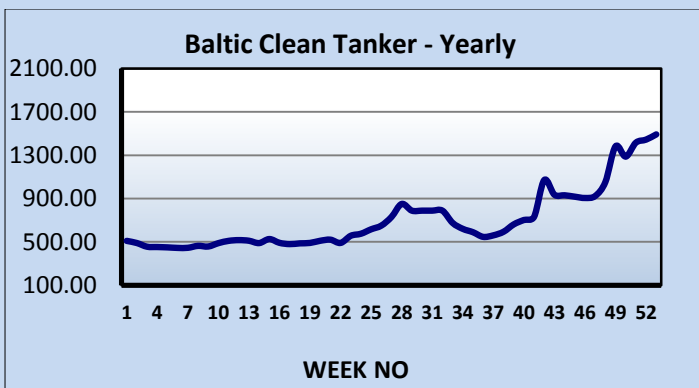


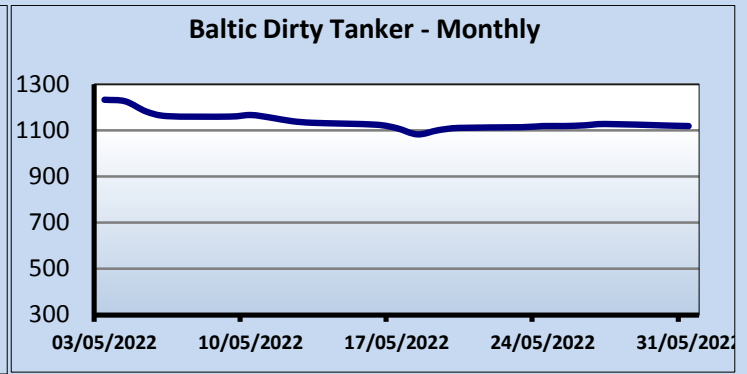
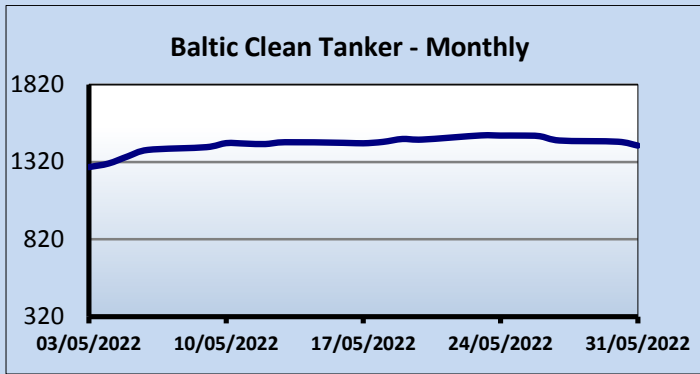
SECOND HAND TONNAGE MARKET



* Excluding demolition sales

Ship Type	Sale and Purchase Market							Total
	Dec-21	Jan-22	Feb-22	Mar-22	Apr-22	May-22		
BULK	66	67	65	71	68	47	384	
TANK	47	70	28	27	50	34	256	
GAS	4	17	8	5	3	15	52	
CONT	15	18	30	14	2	14	93	
TWEEN/MPP	0	0	0	0	0	0	0	
REEF	0	0	0	1	1	0	2	
RORO	3	3	1	2	3	0	12	
FERRY	0	0	1	0	0	0	1	
CRUISE	0	0	1	0	0	1	2	
Total	135	175	134	120	127	111	802	





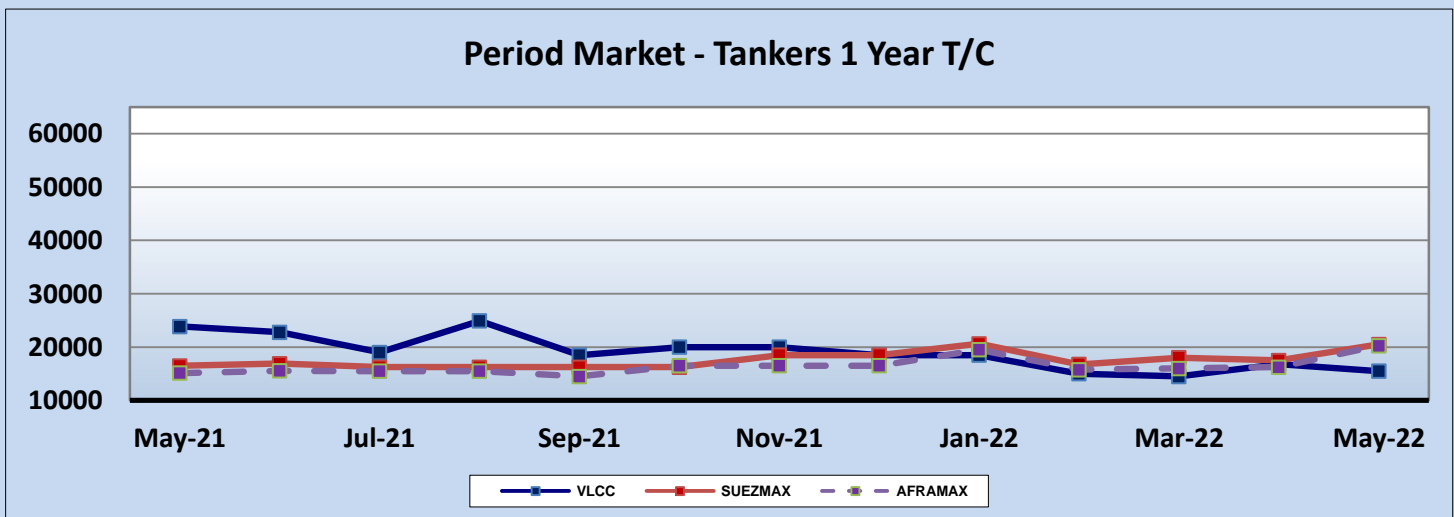
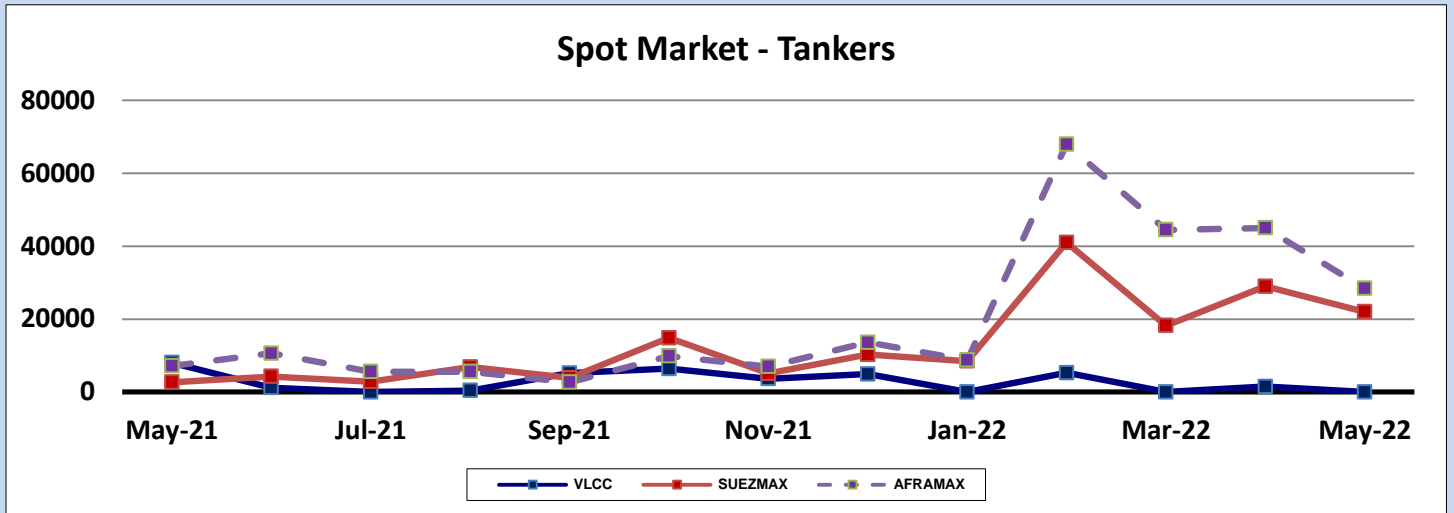
TANKER SALES

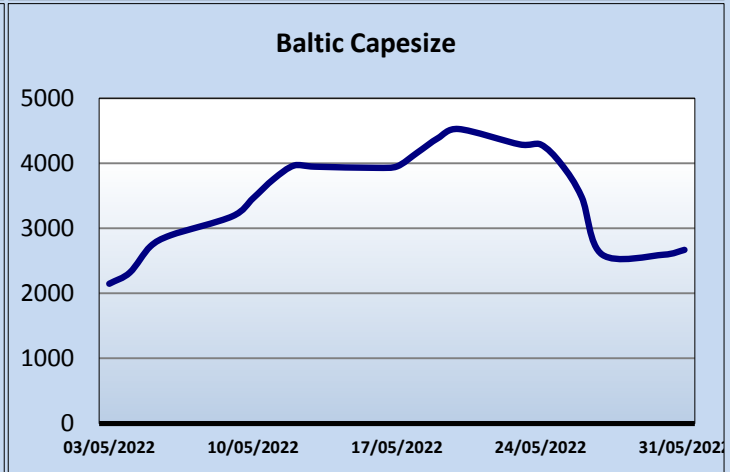
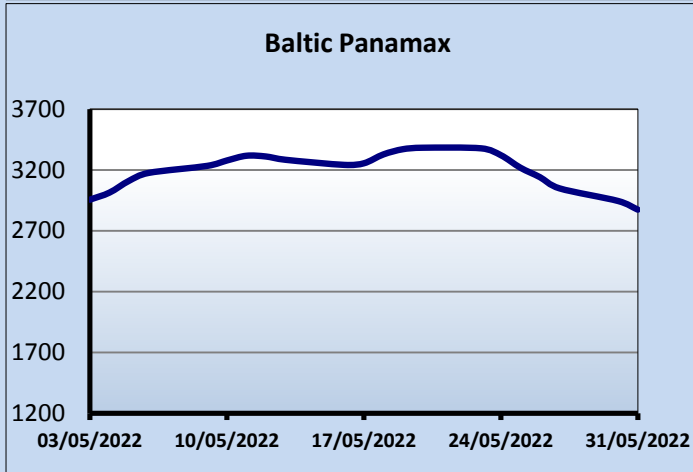
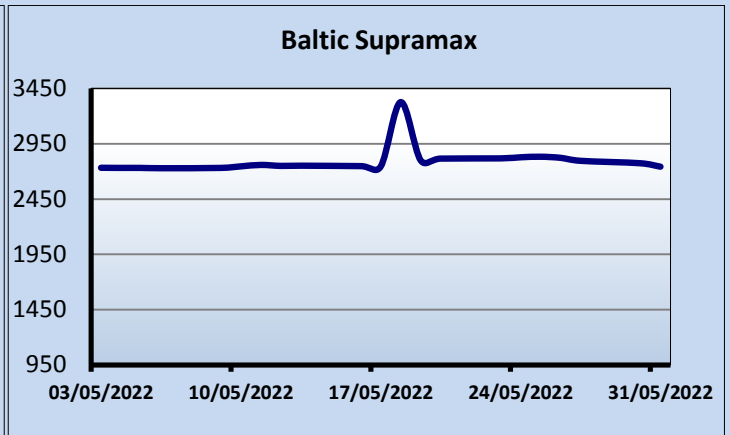
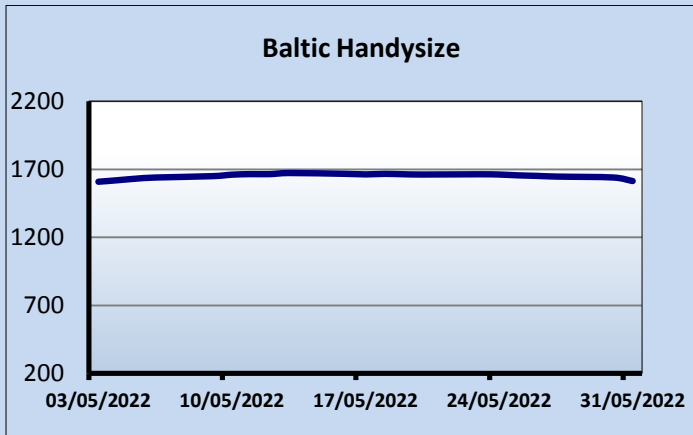
<i>NAME</i>	<i>DWT</i>	<i>BLT</i>		<i>PRICE \$ (MIO)</i>	<i>BUYER</i>
SOPHIE SCHULTE	115583	2005	JAPAN	17	UNDISCLOSED
FSL HONG KONG	115940	2007	KOREA	19.4	CHINESE BUYERS
GENUINE GALAXY	33591	2012	JAPAN	-	ENBLOC BSS
GENUINE HERCULES	33559	2013	JAPAN		
GENUINE VENUS	33552	2013	JAPAN		UNDISCLOSED
ISOLDE	37527	2008	KOREA	11.2	GREEK BUYERS
NISSOS KEA	299240	2022	KOREA	145.5	ENBLOC BSS
NISSOS NIKOURIA	299240	2022	KOREA		UNDISCLOSED
TORM GUDRUN	101155	2000	KOREA	10	UNDISCLOSED
WONDER ARCTURUS	106149	2002	KOREA	13.15	UNDISCLOSED
ALMI STAR	114880	2005	KOREA	18.5	BEKS SHIPPING
DHT FALCON	298971	2006	CHINA	38	UNDISCLOSED
DHT HAWK	298923	2007	CHINA	40	UNDISCLOSED
ALMI SPIRIT	105547	2007	KOREA	20	UNDISCLOSED
ORIENTAL ROSE	14351	2006	JAPAN	10.8	KOREAN INTERESTS
LUGANO	37159	2007	KOREA	11	UNDISCLOSED
LEONIDAS	318325	2009	KOREA	42	UNDISCLOSED
MAERSK MESSINA	48056	2009	JAPAN	16.5	UNDISCLOSED
LANDBRIDGE MAJESTY	308206	2017	CHINA	71	PANTHEON TANKERS
NEW SPIRIT	298972	2005	JAPAN	33.85	UNDISCLOSED
NEW TALISMAN	296068	2009	CHINA	38.2	GCC FUEL SUPPLY FZE
CLAXTON BAY	36686	2010	KOREA	15.5	UNDISCLOSED
ST. PAULI	49999	2017	KOREA	33.3	UNDISCLOSED
SANMAR SOPRANO	45861	2002	JAPAN	6.1	UNDISCLOSED
VALLE DI NAVARRA	42721	2002	KOREA	6.1	MIDDLE EASTERN
FALCOS NOSTOS	51371	2006	KOREA	13.1	NORWEGIAN BUYERS
TORN HORIZON	46955	2004	KOREA	-	INDIAN BUYERS
MITERA MARIGO	105495	2007	JAPAN	24	UNDISCLOSED
GOLD OCEAN	37320	2007	KOREA	10	EUROPEAN
ATHENS	298677	2000	JAPAN	28	UNDISCLOSED
SARANGA	20938	2006	JAPAN	16.5	UNDISCLOSED
SKY	37879	2007	KOREA	8.1	UNDISCLOSED
OCEAN WINTER	41370	2009	KOREA	-	UNDISCLOSED
OCEAN SPRING	40960	2009	KOREA	-	UNDISCLOSED

GAS SALES

<i>NAME</i>	<i>DWT</i>	<i>BLT</i>		<i>CBM</i>	<i>PRICE \$ (MIO)</i>	<i>BUYER</i>
CLIPPER HARALD	13712	1999	GERMANY	12423	9	CLIENTS OF SANMAR
SCF MELAMPUS	93508	2015	KOREA	167062	700	ENBLOC BSS
SCF MITRE	93585	2015	KOREA	167158		
SCF BARENTS	93025	2020	KOREA	170479		
SCF TIMMERMAN	92969	2021	KOREA	170551		CL. OF EAST. PACIFIC

POINTIS	53991	2016	KOREA	82320	70	UNDISCLOSED
JAG VIJAYA	26897	1997	JAPAN	34712	9.5	CHINESE BUYERS
MARIGOLA	17779	1999	ITALY	17559	8	UNISCLOSED
EUPEN	29121	1999	JAPAN	38156	16	TURKISH INTERESTS
HELLAS SERENITY	54993	2008	KOREA	80791	47.5	INDONESIAN INTEREST
SIBUR VORONEZH	22780	2013	KOREA	20311	-	ENBLOC BSS
SIBUR TOBOL	22765	2013	KOREA	20311	-	CL.OF AL SEER MARINE
COUGAR	54450	2015	KOREA	82320	70	JAPANESE INTERESTS
GWN 2	50192	2020	KOREA	50192	78.5	ENBLOC BSS
GWN 3	50192	2021	KOREA	50192	-	UNION MARITIME



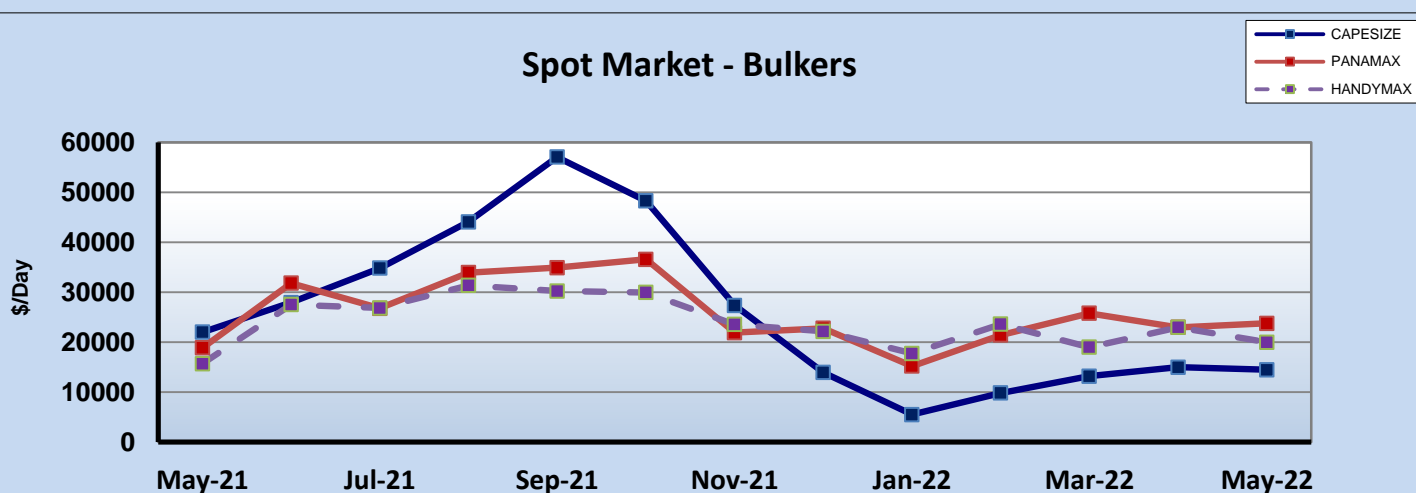


BULKER SALES

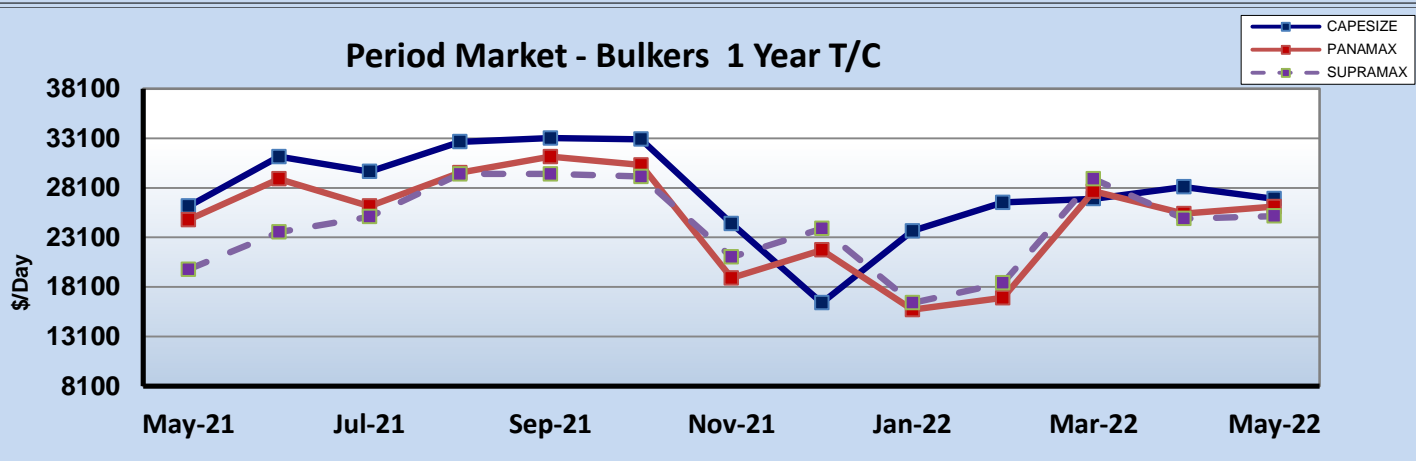
NAME	DWT	BLT		GEAR	PRICE \$ (MIO)	BUYER
IDC FALCON	55803	2006	JAPAN	4 x 30.5	18.5	UNDISCLOSED
PORTHOS	34000	2011	CHINA	2 x 40 , 3 x 35	-	ENBLOC BSS
ARAMIS	34017	2011	CHINA	2 x 40 , 3 x 35	-	UNDISCLOSED
XINYIHAI 55	33217	2012	CHINA	4 x 60	18.5	UNDISCLOSED
IONIC HUNTRESS	34062	2012	KOREA	4 x 30	19.5	EUROPEAN BUYERS
SEA HERMES	81708	2013	CHINA	-	23.5	BEKS SHIPMGMT & TRAD
AP STON	57239	2012	KOREA	4 x 36	19.5	UNDISCLOSED
EREDINE	39855	2014	CHINA	4 x 36	24.5	UNDISCLOSED
ERIKSAY	39810	2015	CHINA	4 x 36	-	UNDISCLOSED
IRONGATE	28316	2015	JAPAN	4 x 30.5	18	FAR EASTERN BUYERS
MERAY GLYFADA	28471	2002	JAPAN	4 x 30	10	MIDDLE EASTERN BUYERS
CHAILEASE BLOSSOM	77684	2004	CHIINA	-	13	CHINESE BUYERS
THERESE SELMER	55682	2006	JAPAN	4 x 30.5	17.5	UNDISCLOSED
ORIENT UNION	79754	2011	CHINA	-	17.7	UNDISCLOSED
AMOY DREAM	56873	2010	CHINA	4 x 30	17.5	CHINESE BUYERS
HUA RONG 3	56467	2013	CHINA	4 x 36	12	CHINESE BUYERS
BTG KAILASH	81084	2015	JAPAN	-	71.2	ENBLOC BSS
BTG OLYMPOS	81086	2015	JAPAN	-	-	CLIENTS OF TMS DRY
MINERAL YARDEN	181218	2016	JAPAN	-	50.75	GERMAN BUYERS
NORD BALTIC	62625	2018	JAPAN	4 x 30	36	UNDISCLOSED
SIANA	73127	1999	KOREA	-	9.2	UNDISCLOSED
AQUATA	46685	1999	JAPAN	4 x 30	10.5	UNDISCLOSED
TEAM CHALLENGE	28710	2004	JAPAN	4 x 30.5	9.9	CHINESE BUYERS
PAN CROCUS	57269	2009	CHINA	4 x 30	18	GREEK BUYERS
SERENE JUNIPER	57185	2011	CHINA	4 x 30	19.2	CHINESE BUYERS
ROSCO OLIVE	74951	2010	JAPAN	-	25	UNDISCLOSED
JIN DA	35212	2011	CHINA	4 x 30.5	17.3	UNDISCLOSED
PALAIS	75434	2014	CHINA	-	22	CHINESE
FORTUNE LORD	45600	1997	JAPAN	4 x 30	7	UNDISCLOSED
LION	27917	1996	JAPAN	4 x 30	8	UNDISCLOSED
GREAT INTELLIGENCE	74293	2000	JAPAN	-	21.5	HONK KONG BUYERS

FORMOSABULK CLEMENT	170085	2001	JAPAN	-	13.8	SOUTH KOREAN BUYERS
NICOLAOS A.	53806	2003	CHINA	4 x 40	14.3	GREEK BUYERS
MOUNT NEVIS	177005	2005	JAPAN	-	20.5	GREEK BUYERS
COVENTRY	82464	2011	JAPAN	-	26	UNDISCLOSED
EVANS	53507	2009	CHINA	4 x 35	16.2	UNDISCLOSED
CRESTONE	53406	2009	CHINA	4 x 35	16.2	UNDISCLOSED
AQUADIVA	182060	2010	DENMARK	-	32.6	TMS DRY
STELLA FLORA	176292	2012	CHINA	-	31.75	SAFE BULKERS
ROSCO BANYAN	74967	2010	JAPAN	-	24	GREEK BUYERS
XIN XIANG HAI	56111	2012	JAPAN	4 x 30	23.5	UNDISCLOSED
RU CHENG SHAN	56439	2013	CHINA	4 x 36	17.87	UNDISCLOSED
MAJULAH HARBOURFRONT	81992	2014	CHINA	-	31.6	GREEK BUYERS
ATLANTIC MANZANILLO	63590	2016	JAPAN	4 x 30.7	33	UNDISCLOSED
YANGZHOU CONFIDENCE	63165	2017	CHINA	4 x 35	31.25	UNDISCLOSED
GREAT INTELLIGENCE	38797	2017	CHINA	4 x 30	21.5	HONK KONG BUYERS
PAVO BRIGHT	61281	2017	JAPAN	4 x 30.7	33.5	UNDISCLOSED

Spot Market - Bulkers



Period Market - Bulkers 1 Year T/C



CONTAINER SALES

NAME	DWT	BLT		GEAR	TEU	PRICE \$ (MIO)	BUYER
XIN FENG YANG PU	68383	2006	KOREA	-	5089	70	CHINESE BUYERS
SEASPAN MANILA	50869	2007	KOREA	-	4248	37	ENBLOC BSS
SEASPAN MELBOURNE	50796	2005	KOREA	-	4253	-	EUROSEAS SHIPPING
MUSIC	9312	2007	NETHERLANDS	-	803	-	UNDISCLOSED
EASLINE QINGDAO	20579	2001	CHINA	2 x 40	1550	19	CLIENTS OF MSC
MOTIVATION D	10700	2006	UKRAINE	-	917	-	CL. OF ERNST RUSS

MSC PARIS	102761	2006	KOREA	-	8204	31	UNDISCLOSED CMA CGM CL. OF ERNS RUSS CL. OF TRANSFAR MSC
HANSA COBURG	23451	2007	CHINA	2 x 40	1740	30	
CONMAR AVENUE	12878	2012	CHINA	-	1036	-	
H MERCURY	22000	2022	CHINA	-	1800	43	
SUDEROOG	16939	2005	CHINA	2 x 40	1402	22	ENBLOC BSS EUROPEAN BUYERS
MAERSK NIAGARA	33434	2008	KOREA	4 x 40	2556	150	
MAERSK NIAMEY	33413	2009	KOREA	4 x 40	2556		
MAERSK NIJMEGEN	33450	2009	KOREA	4 x 40	2556		

Ro-Pax / Fast Ferries SALES

NAME	GT	BLT		Pax	PRICE \$(MIO)	BUYER
THE ZENITH	47413	1992	GER	1828	-	UAE BUYERS

CRUISE SALES

NAME	GT	BLT		Pax	PRICE \$(MIO)	BUYER
------	----	-----	--	-----	---------------	-------

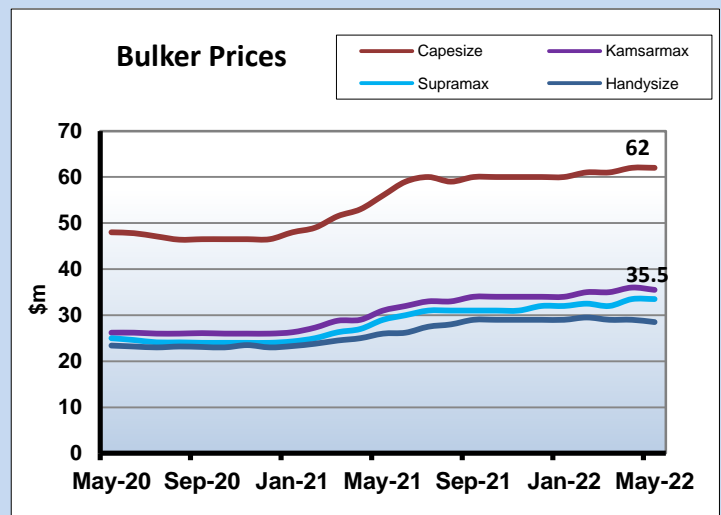
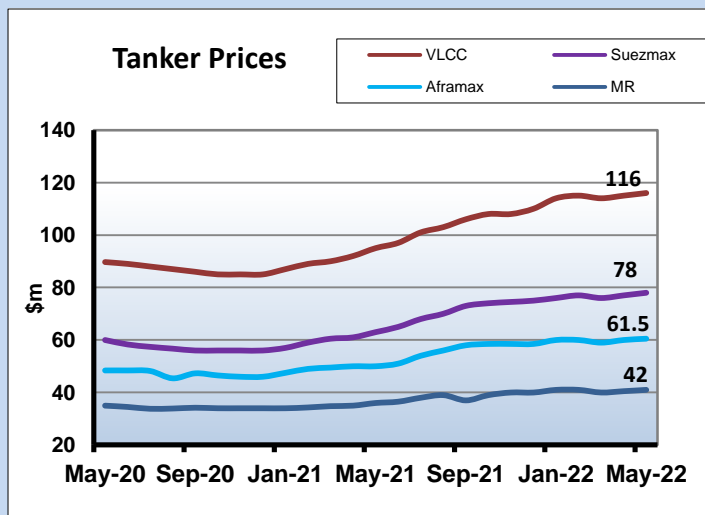
Ro-Ro SALES

NAME	GT	BLT		Pax	PRICE \$(MIO)	BUYER
------	----	-----	--	-----	---------------	-------

OFFSHORE SALES

NAME	GT	BLT		BOLL. PULL	PRICE \$(MIO)	BUYER
HAVILA FORTUNE	2871	2009	PORTUGAL	-	-	ENBLOC BSS
HAVILA AURORA	2871	2009	PORTUGAL	-	-	UNDISCLOSED
AEGEAN	499	2007	USA	-	-	CL. OF GUICE OFFSH.

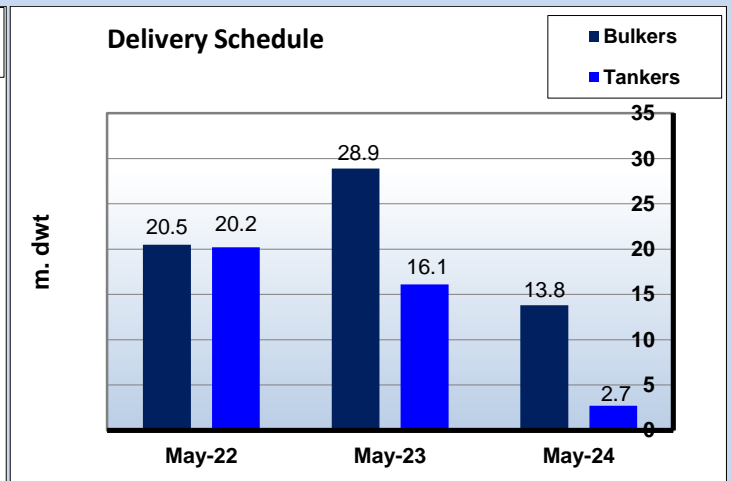
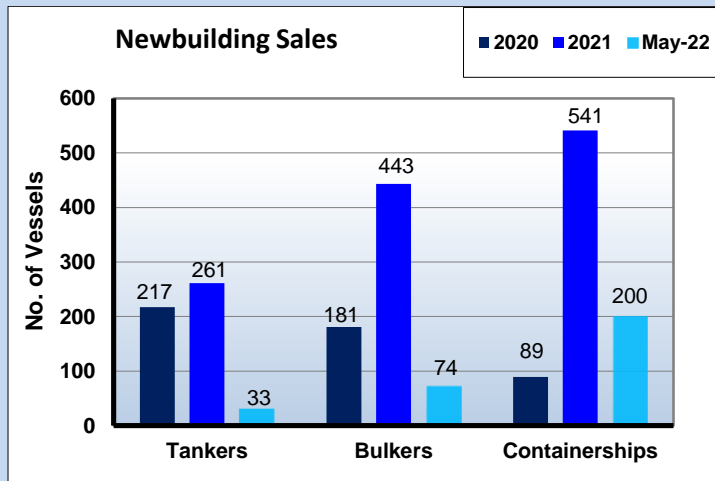
NEW BUILDING MARKET AND REPORTED CONTRACTS

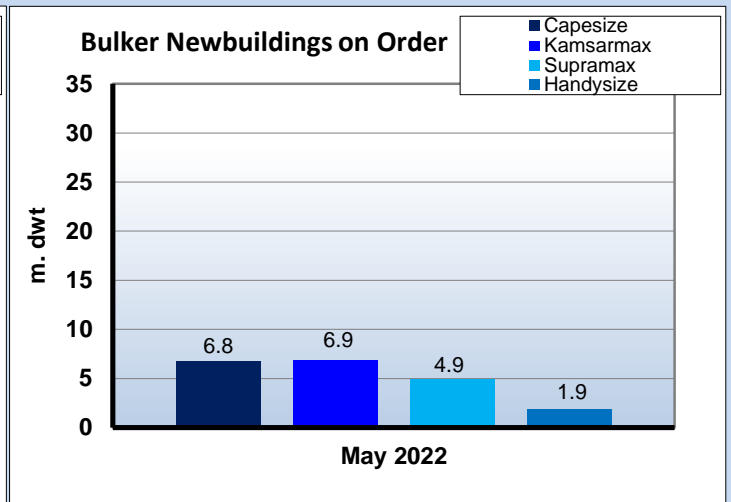
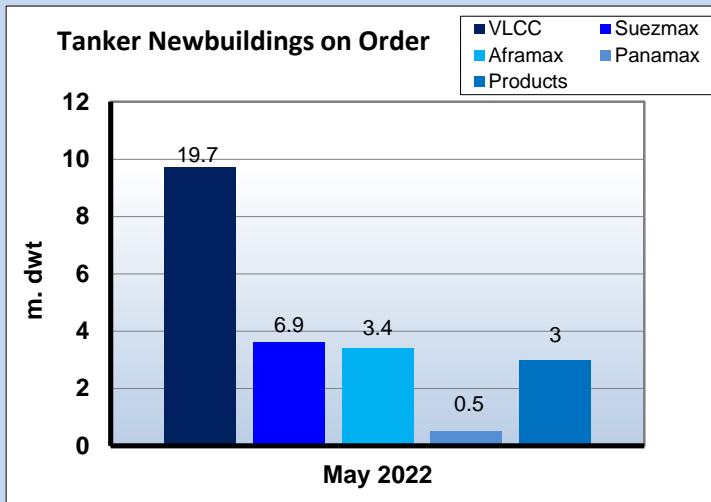


Dry Bulk Orderbook				
Ship Type	m.Dwt 2022	2023	2024+	Total No. Ships
Capesize	6.8	10.4	5.7	118
Kamsarmax	6.9	10.2	3.2	246
Supra/Hmax	4.9	5.6	4.1	239
Handies	1.9	2.6	0.8	173
Total	20.5	28.9	13.8	776

Tanker Orderbook				
Ship Type	m.Dwt 2022	2023	2024+	Total No. Ships
ULCC/VLCC	9.7	7.0	0.0	55
Suezmax	3.6	1.4	0.2	33
Aframax	3.4	4.8	1.6	85
Panamax	0.5	0.1	0.0	11
MR + Small	3.0	2.8	0.9	183
Total	20.2	16.1	2.7	776

LPG Orderbook				
Ship Type	,000cb 2022	2023	2024+	Total No. Ships
VLGC	1,845	4,294	903	78
LGC	0	0	0	0
MR	392	766	182	37
Handy	18	58	98	26
Small	10	13	0	9
Total m.Dwt	1.52	3.44	0.79	150





DWT in Thousands	Newbuilding Historical Prices (\$m)													
	May-22	2021	2020	2019	2018	2017	2016	2015	2010	2005	2000	1995	1990	1985
Tankers														
320 DWT ¹	101	110	85.5	95.6	92.4	81.5	84.5	93.7	104.8	120	76.5	85.3	87.4	38.2
170 DWT ¹	71	75	57	71.7	60.6	55	54.5	63	66.3	71.5	52.5	54	66.1	28.2
115 DWT ¹	61	58.5	46.5	55.1	48.1	44	44.5	52	56	58	41.5	43.3	53.2	18.1
50 DWT ¹	40	40	34	38.8	36.7	33.8	32.5	35.4	36.1	43	29.5	33.2	32.1	13.3
Bulkers														
185 DWT ¹	61.5	46.5	51.8	50.4	44	42	46	54.2	57.2	58.5	40.5	42.3	60.2	29.3
83 DWT ¹	43	26	30.6	28.1	25.5	24.5	25.7	29	34.3	36	22.5	27.9	30	13.4
64 DWT ¹	40.5	24	27.4	26.2	24	22.3	24.1	27.2	31.1	31	20.5	24.1	25.3	12.4
35 DWT ¹	31.5	23	22.6	23.9	22	19.5	20.3	22.8	26.3	25.5	15	19.2	21.3	9.7
¹ Before 2001 sizes to read 280,000 - 140,000 - 95,000 - 40,000 respectively for tankers and 150,000 - 69,000 for Bulkers ² Single Hull ³ 30,000 DWT †Prior 2017 to read 73 - 76k dwt, 45k dwt & 30k dwt (note: above is for vessels built Japan / Korea, you should also consider US\$ / Yen / Won relation for the years mentioned)														

Newbuilding Orders

TYPE	DWT	BUILDER	DELIVERY	PRICE \$	OWNER	NOTES
CSOV		CEMRE SHIPYARD	NOV 2024		ESVAGT	
CONTAINER	95000	K SB (JINHAE)	JUN 2025		SEASPAN CORP	
CONTAINER	95000	K SB (JINHAE)	APR 2025		SEASPAN CORP	
CONTAINER	95000	K SB (JINHAE)	FEB 2025		SEASPAN CORP	
CONTAINER	95000	K SB (JINHAE)	DEC 2024		SEASPAN CORP	
CONTAINER	95000	K SB (JINHAE)	OCT 2024		SEASPAN CORP	
CONTAINER	95000	K SB (JINHAE)	AUG 2024		SEASPAN CORP	
CONTAINER	95000	K SB (JINHAE)	JUN 2024		SEASPAN CORP	
CONTAINER	95000	K SB (JINHAE)	APR 2024		SEASPAN CORP	
PRODUCTS	115000	K SB (JINHAE)	JAN 2025	62.70	NAVIOS MARITIME	
PRODUCTS	115000	K SB (JINHAE)	NOV 2024	62.70	NAVIOS MARITIME	
PRODUCTS	115000	K SB (JINHAE)	SEP 2024	62.70	NAVIOS MARITIME	

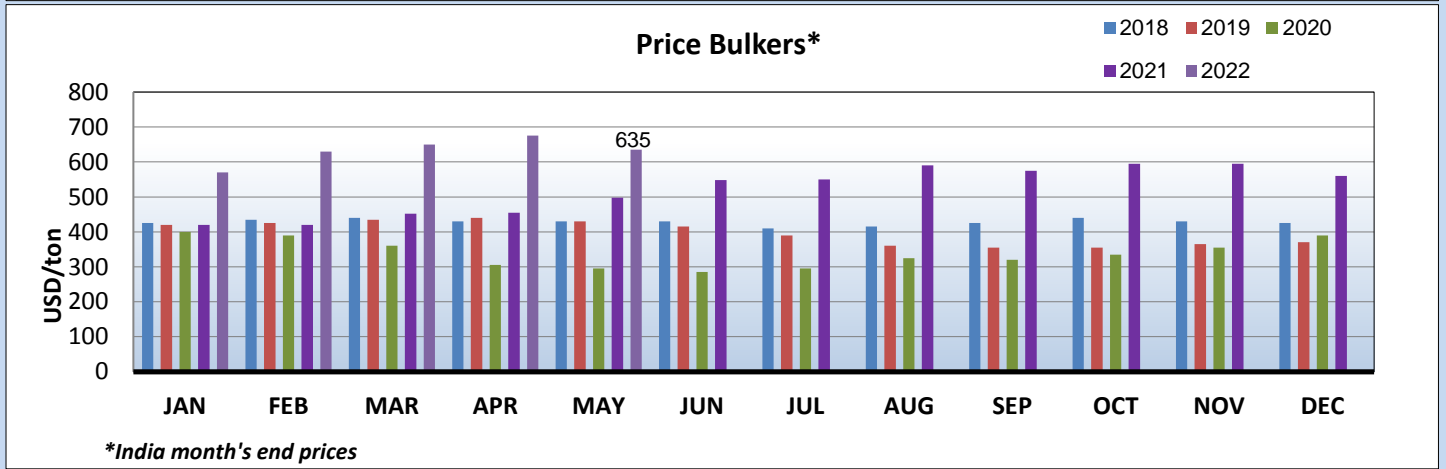
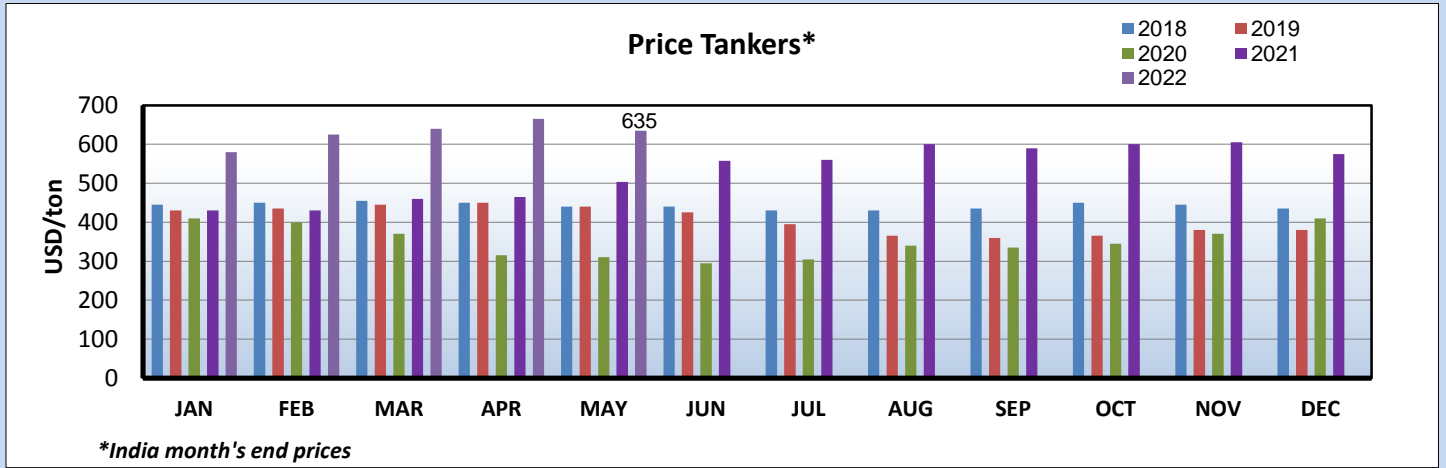
PRODUCTS	115000	K SB (JINHAE)	JUL 2024	62.70	NAVIOS MARITIME
BULK	40000	K SB (JINHAE)	2024	32.30	TAIWAN NAVIGATION
BULK	40000	K SB (JINHAE)	2024	32.30	TAIWAN NAVIGATION
PCC	20000	SHIN KURUSHIMA	2025		MITSUI OSK
PCC	20000	SHIN KURUSHIMA	2024		MITSUI OSK
PCC	20000	NIPON SHIPYARD	2025		MITSUI OSK
PCC	20000	NIPON SHIPYARD	2024		MITSUI OSK
CHEM & OIL	8000	FERUS SMIT SY	MAY 2024		ERIK THUN
CHEM & OIL	8000	FERUS SMIT SY	MAY 2024		ERIK THUN
BULK	64000	NIHON SHIPYARD	APR 2024	37.50	GLOBUS MARITIME
SOV		ECO	MAR 2025		ECO
LNG	96000	HUDONG ZHONGHUA	MAR 2026		COSCO HONG KONG
LNG	96000	HUDONG ZHONGHUA	OCT 2025		COSCO HONG KONG
MPP/HVY LF	14000	HUDONG ZHONGHUA	NOV 2023		UNITED HEAVY LIFT
PCC	20000	CMJL (WEIHAI)	2027		GLOBAL AUTO CARRIER
PCC	20000	CMJL (WEIHAI)	2027		GLOBAL AUTO CARRIER
PCC	20000	CMJL (WEIHAI)	2027		GLOBAL AUTO CARRIER
PCC	20000	CMJL (WEIHAI)	2027		GLOBAL AUTO CARRIER
PCC	20000	CMJL (WEIHAI)	2027		GLOBAL AUTO CARRIER
PCC	20000	CMJL (WEIHAI)	2027		GLOBAL AUTO CARRIER
PCC	20000	CMJL (WEIHAI)	2027		GLOBAL AUTO CARRIER
PCC	20000	CMJL (WEIHAI)	2027		GLOBAL AUTO CARRIER
LNG	96000	SAMSUNG HI	MAR 2026	230.70	UNKNOWN
LNG	96000	SAMSUNG HI	JAN 2026	230.70	UNKNOWN
BULK	64000	NANTONG COSCO HI	NOV 2024		GLOBUS MARITIME
BULK	64000	NANTONG COSCO HI	AUG 2024		GLOBUS MARITIME
CONTAINER	2000	WUT GUANDA SB	2024		SIPPL
CONTAINER	2000	WUT GUANDA SB	2024		SIPPL
LNG	96000	JIANGNAN SY GROUP	2026		ADNOC LOGISTICS
LNG	96000	JIANGNAN SY GROUP	2026		ADNOC LOGISTICS
LNG	96000	JIANGNAN SY GROUP	2025		ADNOC LOGISTICS
LNG	96000	JIANGNAN SY GROUP	2025		ADNOC LOGISTICS
CONTAINER	80000	SHANGHAI WAIGAOQ.	2025		RCL
CONTAINER	80000	SHANGHAI WAIGAOQ.	2025		RCL
BULK	64000	YANGZI-MITSUI SB	MAY 2024		CHELLARAM SHIPPING
BULK	64000	YANGZI-MITSUI SB	FEB 2024		CHELLARAM SHIPPING

DEMOLITION MARKET

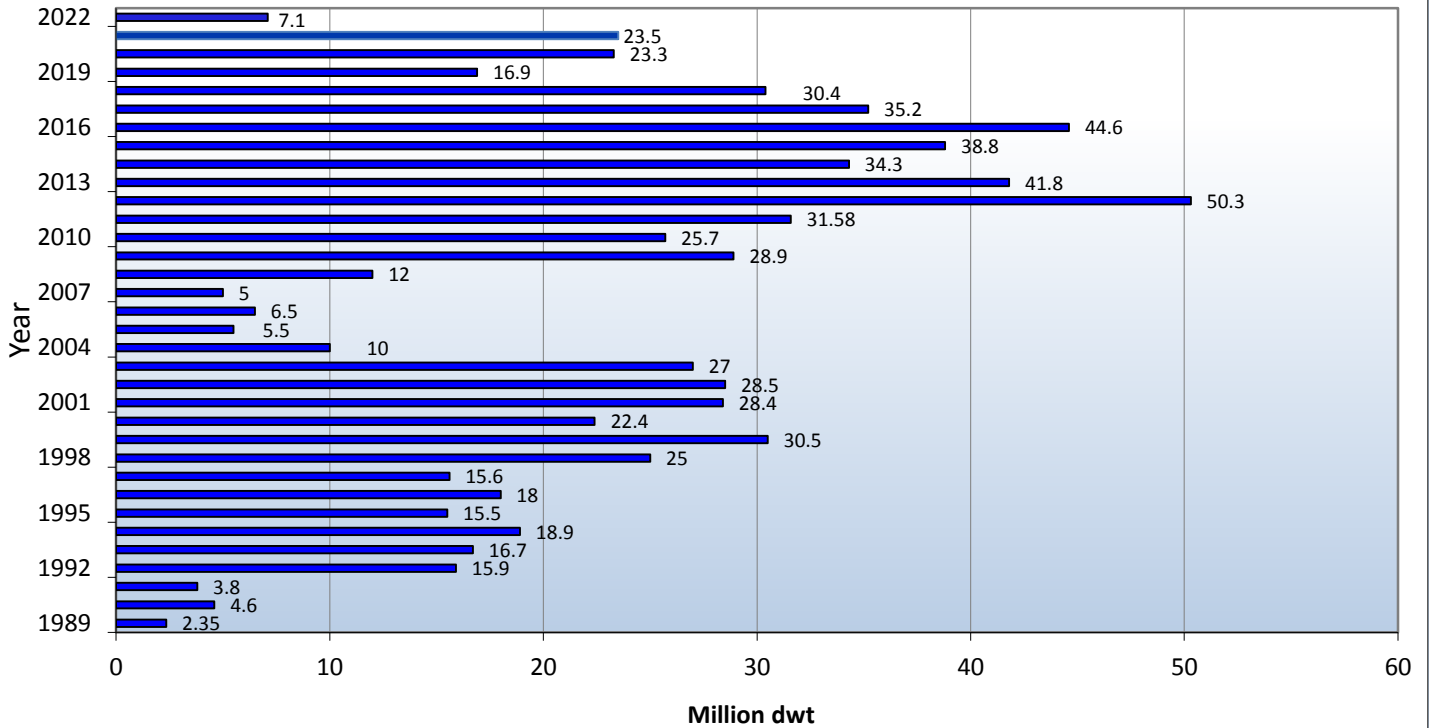
** MONTH'S END PRICES*

Demolition Prices		
	Gen Cargo	Tanker
India	USD 635/lit Ldt	USD 635 /lit Ldt
Bangladesh	USD 625/lit Ldt	USD 625/lit Ldt
Pakistan	USD 615/lit Ldt	USD 615 /lit Ldt
Turkey	USD 325/lit Ldt	USD 325/lit Ldt

Demolition Historical Data

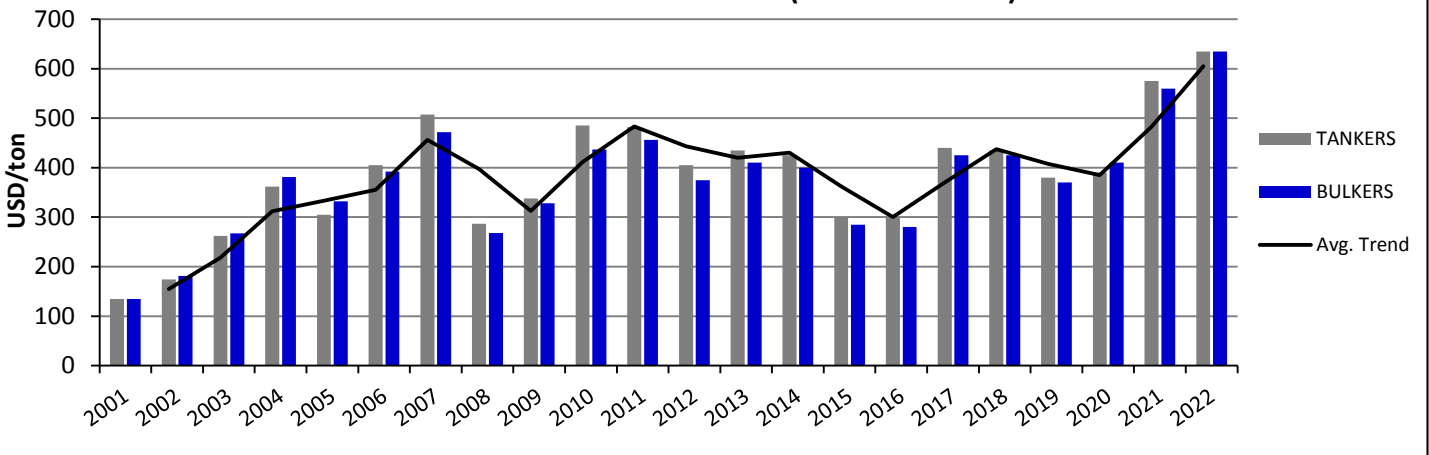


Total Demolition (Dwt)



* Bss reported sales

Historical Demolition Prices (India Year's End)



HISTORICAL DEMOLITION PRICES (*Indian Year's End)																			
	2004	2005	2006	2007	2008	2009	2010	2011	2012	2013	2014	2015	2016	2017	2018	2019	2020	2021	CURR
WET	362	302	405	507	287	338	485	482	405	435	425	300	300	440	435	380	410	575	635
DRY	381	332	392	472	268	328	437	456	375	410	400	285	280	425	425	370	390	560	635

India

<i>TYPE</i>	<i>NAME</i>	<i>DWT</i>	<i>BLT</i>	<i>LDT</i>	<i>PRICE \$/LDT</i>	<i>COMMENTS</i>
TANK	BOURNE	31108	1999	-	-	
TANK	INFINITY 1	3272	1993	1245	-	
TANK	STYBARROW VENTURE MV16	155273	2007	-	-	
TUG	EMERAKD 1	1800	2003	-	-	
RORO	LOMAIVITI PRINCESS V	1141	1964	-	-	

Bangladesh

<i>TYPE</i>	<i>NAME</i>	<i>DWT</i>	<i>BLT</i>	<i>LDT</i>	<i>PRICE \$/LDT</i>	<i>COMMENTS</i>
BULK	BERKAH 36	26849	1986	6454	-	
TANK	LUCAS	4999	1997	-	-	
TANK	MASCOT 8	107261	1998	16616	650	
TANK	XIANG SHUN	9273	1996	3024	640	

Pakistan

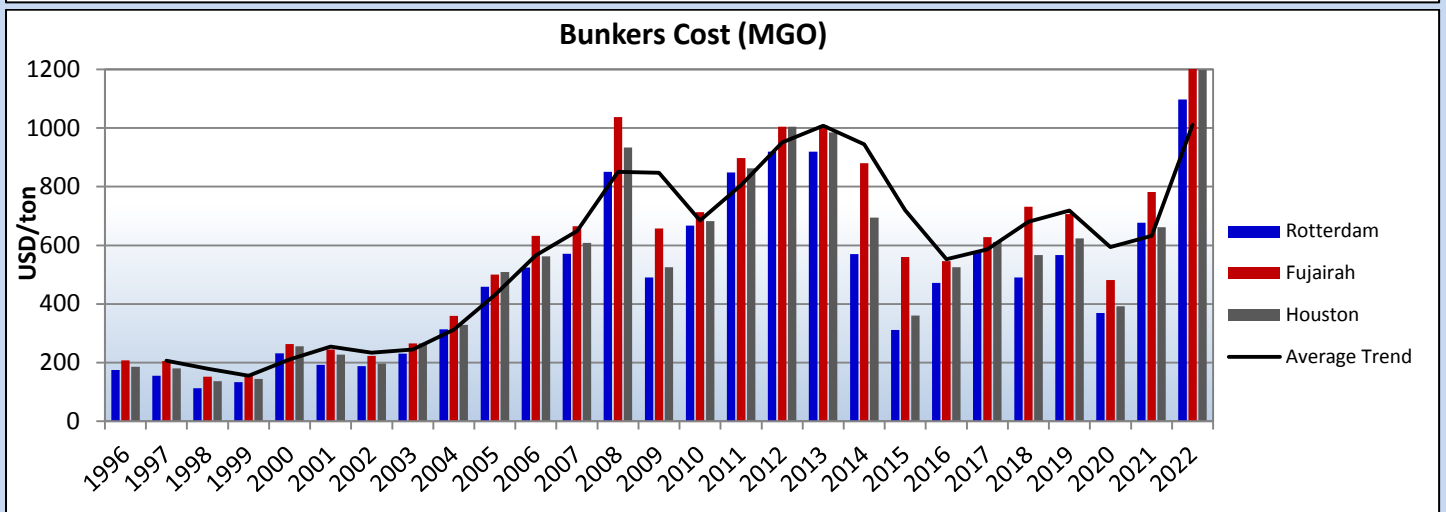
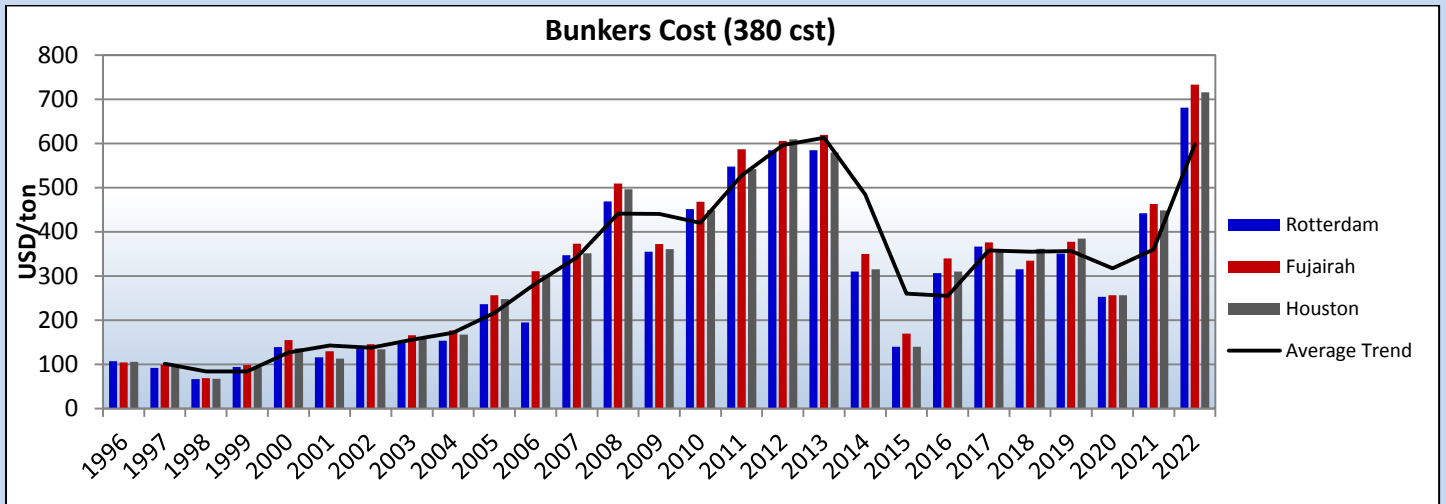
<i>TYPE</i>	<i>NAME</i>	<i>DWT</i>	<i>BLT</i>	<i>LDT</i>	<i>PRICE \$/LDT</i>	<i>COMMENTS</i>
TANK	SAAVI	147467	1995	-	-	
OFFSH	C-MARINER	2154	1986	-	-	
TANK	ODYSSEY	164286	2002	-	-	

Turkey

<i>TYPE</i>	<i>NAME</i>	<i>DWT</i>	<i>BLT</i>	<i>LDT</i>	<i>PRICE \$/LDT</i>	<i>COMMENTS</i>
TANK	KARADENIZ POWERSHIP EROL BEY	4621	1991	1892	-	-

Other

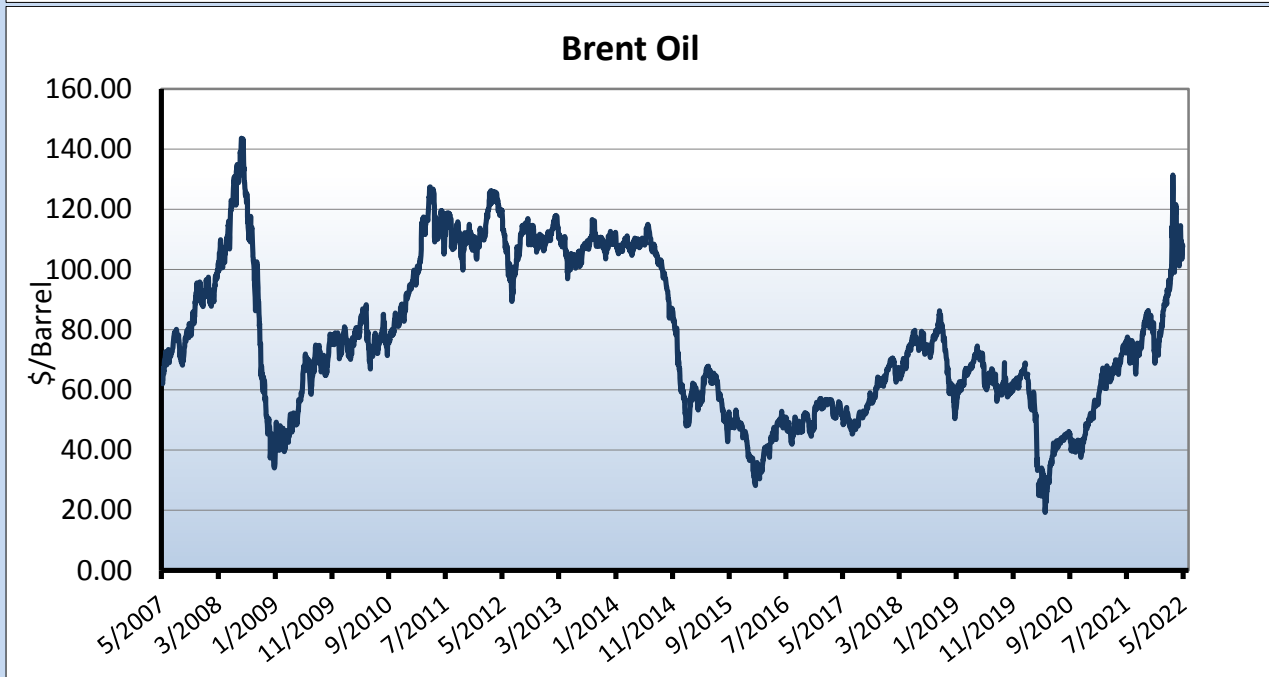
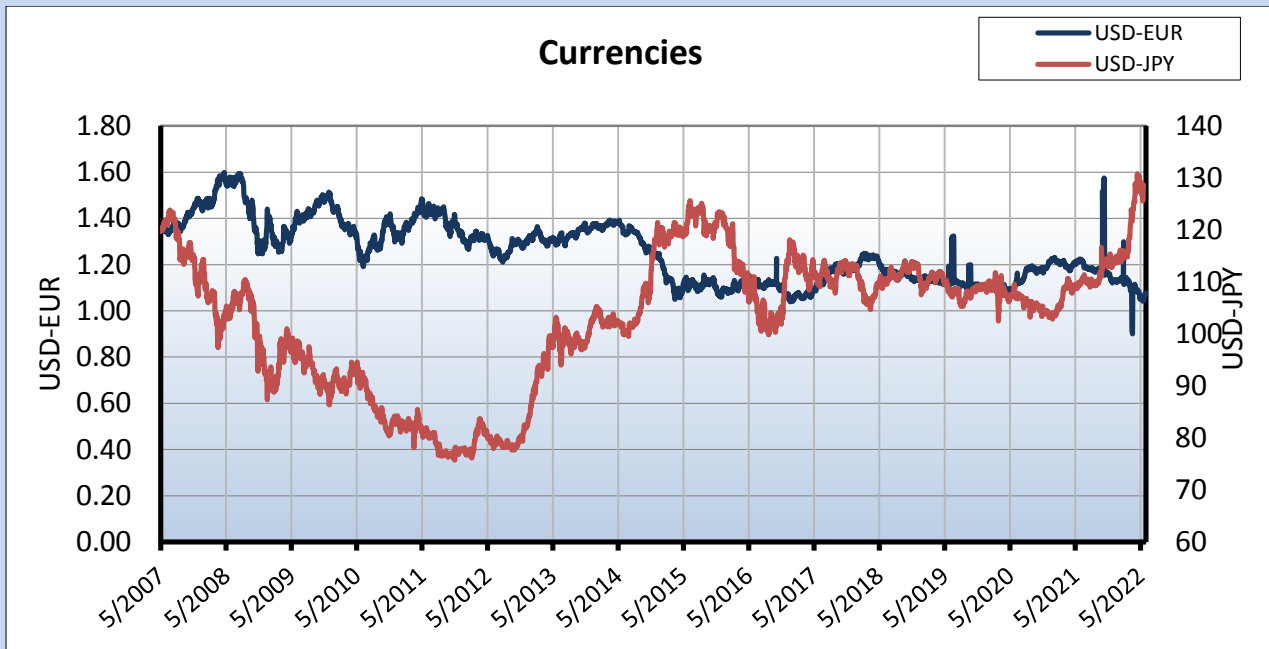
<i>TYPE</i>	<i>NAME</i>	<i>DWT</i>	<i>BLT</i>	<i>LDT</i>	<i>PRICE \$/LDT</i>	<i>COMMENTS</i>
TANK	ADEBOMI 1	14730	1993	5578	460	AS IS LAGOS
TWEEN	AL WAKRA	6208	1978	6208		AS IS UAE
TUG	MAERSK ATTENDER	3985	2000	-	-	DENMARK
TUG	MAERSK WINNER	4035	2003	-	-	DENMARK
BULK	HL RICHARDS BAY	149350	1997	-	-	AS IS SPORE
RORO	THEOFILOS	3472	1975	8858	-	ANEN LINES
TANK	NIKI	310138	2000	40711	680	-



	HISTORICAL BUNKER PRICES					
	Rotterdam		Fujairah		Houston	
	380 cst	MGO	380 cst	MGO	380 cst	MGO
1994	86	133.2	80.9	182.6	80.8	148.8
1995	97	140.6	94.6	175.8	93.2	148
1996	107	175.1	104.4	207.5	105.8	186
1997	92	155.4	99.3	205.6	97.3	179.9
1998	66.5	112.2	69.2	152.2	67.2	136.9
1999	94	133	98.5	157.2	93.3	143.9
2000	139	231.6	155.3	263.5	136	255.7
2001	116	192.4	129.7	244.7	112.8	227.5
2002	135	188.2	145.9	222.8	134	196
2003	151	230.4	166.3	265.2	160.2	265.1
2004	154	313.4	176.7	359.3	167.3	328.7
2005	236	458.4	256.6	500.1	248.3	508.5
2006	195	524.1	310.9	631.8	303	562.3
2007	347	571.3	373.7	664.7	351.8	608.6
2008	469	850.7	509.4	1037.7	496.8	933.2
2009	355	490.6	372.8	657	360.7	525
2010	452	667.1	468.2	712.9	449.3	683
2011	548	848.6	587.5	897.5	542.1	862.4
2012	585	920	606	1005	610	1005
2013	585	920	620	1010	580	985
2014	310	570	350	880	315	695
2015	140	311	170	560	140	360

2016	307	472	340	546	310	525
2017	367	579	376	627.5	356	612
2018	315	490	335	732	362	567
2019	290.4	607.2	290.3	760.3	342	647.8
2020	302	426	312	474	296	461.75
2021	442.5	677	463	782	449	661.5
31-5-22	681.5	1253.5	733.5	733.5	716.5	716.5

MARKET INDICATORS



	GBP	CAD	EUR	JPY	CHF	USD	AUD
GBP	1	0.6286	0.8502	0.0062	0.8289	0.7934	0.5695
CAD	1.5900	1	1.3531	0.0098	1.3202	1.2632	0.9063
EUR	1.1755	0.7393	1	0.0073	0.9749	0.9330	0.6686
JPY	162.04	101.94	137.82	1	134.40	128.63	92.247
CHF	1.2066	0.7590	1.0266	0.0074	1	0.9575	0.6867
USD	1.2591	0.7915	1.0706	0.0078	1.0444	1	0.7176
AUD	1.7563	1.1041	1.4934	0.0108	1.4550	1.3931	1

* 31/05/2022 values

STOCK WATCH

NAME	TICKET	THIS MONTH*	LAST MONTH	CHANGE %	52w HIGH	52w LOW
Capital Product Partners	CPLP	15.84	14.71	7.68%	19.65	10.60
Diana Shipping Inc.	DSX	6.84	4.66	46.78%	6.85	6.40
Dynagas LNG Partners LP	DLNG	4.10	3.10	32.26%	4.40	2.55
Eagle Bulk Shipping Inc.	EGLE	71.72	62.64	14.50%	73.00	36.18
Euroseas Ltd.	ESEA	33.60	24.15	39.13%	39.17	15.72
Costamare Inc.	CMRE	14.19	14.29	-0.70%	18.01	9.64
Navios Maritime Holdings	NM	3.32	3.63	-8.54%	9.59	2.85
GasLog Ltd.	GLOG	24.95	24.99	-0.16%	26.40	23.36
Safe Bulkers Inc.	SB	4.79	4.27	12.18%	5.44	2.98
Star Bulk Carriers Corp.	SBLK	32.64	28.10	16.16%	33.99	32.56
Stealthgas Inc.	GASS	2.79	2.56	8.98%	3.20	1.91
TEN Inc.	TNP	11.23	12.05	6.80%	13.90	6.75
TOP Ships Inc.	TOPS	0.67	0.73	-8.22%	1.95	0.60
Danaos Corporation	DAC	81.59	81.74	-0.18%	107.47	58.00

* 31/05/2022 closing values

~~~~~

Disclaimer: Information and data that appear in this report have been obtained from various sources which are believed to be correct and reliable. However, Athenian Shipbrokers S.A. does not guarantee their accuracy or completeness and therefore cannot be held liable for any loss incurred as a result of reliance in any way whatsoever on the information contained herein.

Kind Regards,



**ATHENIAN SHIPBROKERS S.A.**