



# ATHENIAN SHIPBROKERS S.A.

107-109, Vas. Pavlou Str., GR 166 73, Voula, Athens, Greece

Tel: +30 210 9659700 - Fax: +30 210 8996040

Email S & P : [athenian@atheniansa.gr](mailto:athenian@atheniansa.gr)

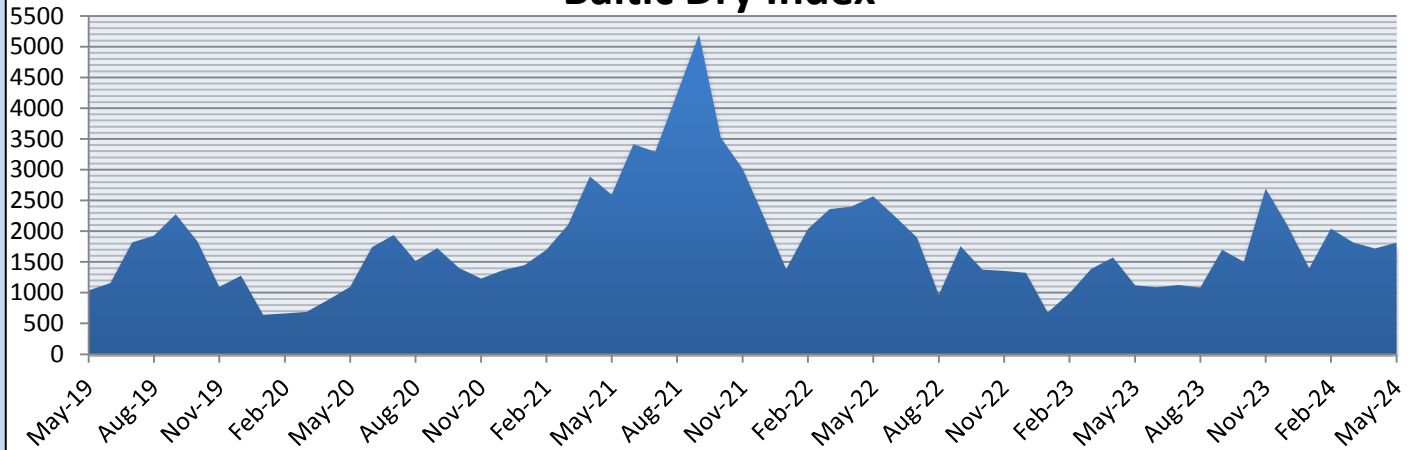
Email Chartering : [chartering@atheniansa.gr](mailto:chartering@atheniansa.gr)

[www.atheniansa.gr](http://www.atheniansa.gr)

**MAY 2024**

## MONTHLY REPORT

### Baltic Dry Index



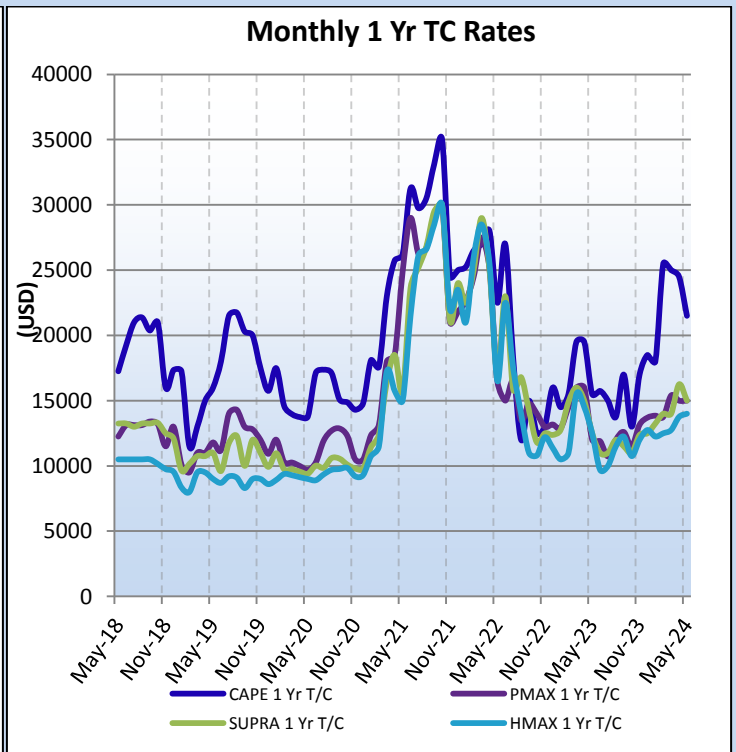
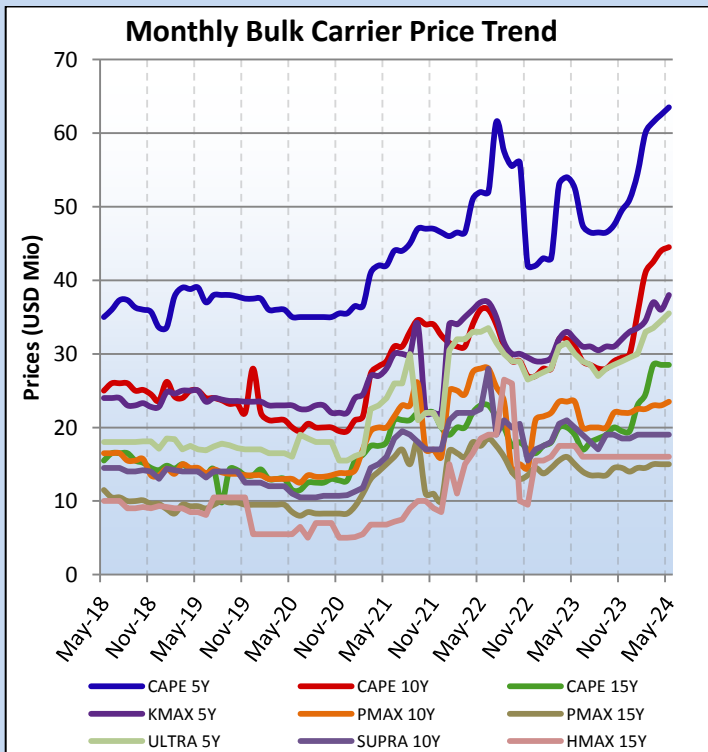
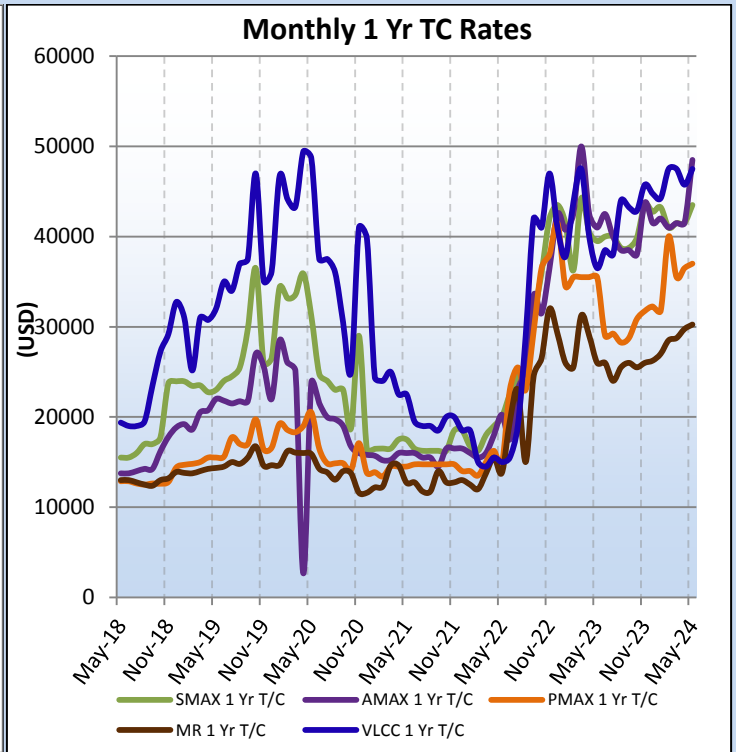
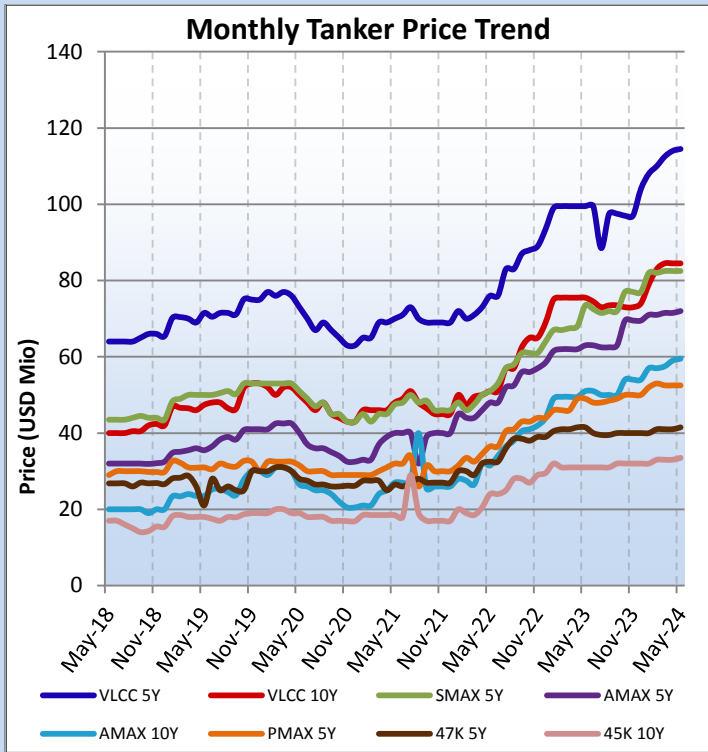
### PRICES TANKERS (\$ MIO)

* Prices reflect Year's End	2018	2019	2020	2021	2022	2023	MAY-24
<b>VLCC 5Y</b>	63	75	63	69	93.5	104	114.5
<b>VLCC 10Y</b>	40	53	43	45	69	74	84.5
<b>SUEZMAX 5Y</b>	42	53	42	46	64	77	82.5
<b>AFRAMAX 5Y</b>	32	41	42.5	40	58.5	69.5	72
<b>AFRAMAX 10Y</b>	22	30	28.3	26	44	54	59.5
<b>PANAMAX 5Y</b>	28	30	29.5	30	44	50	52.5
<b>51K 5Y</b>	27.5	30	26.5	27	39	39	45
<b>47K 10Y</b>	16.5	19	17.5	17	29.5	30	30.5

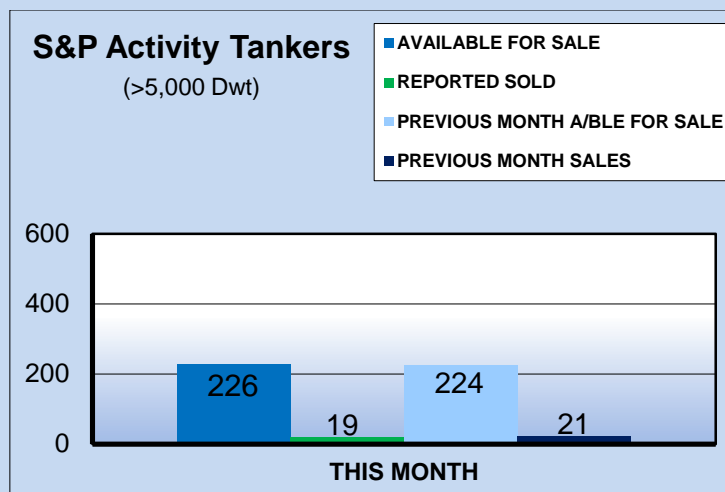
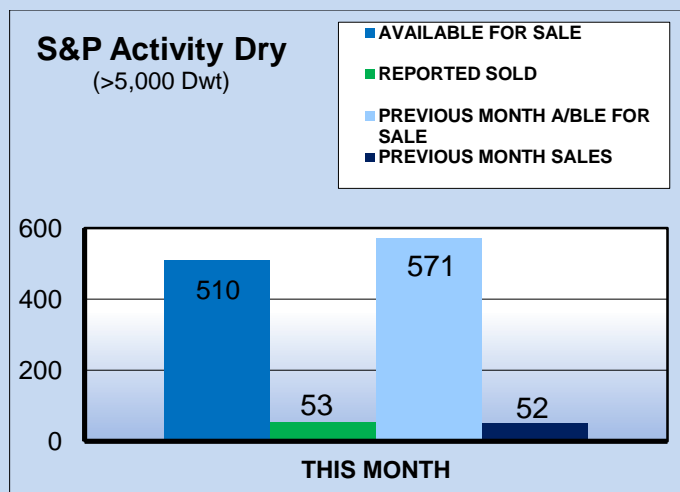
### PRICES BULKERS (\$ MIO)

* Prices reflect Year's End	2018	2019	2020	2021	2022	2023	MAY-24
<b>CAPE SIZE 5Y</b>	33	37.5	35.3	46.5	42	51	63.5
<b>CAPE SIZE 10Y</b>	23.5	22	19	32.5	27	30	44.5
<b>CAPE SIZE 15Y</b>	14	13.5	12	20	16.5	19.5	28.5
<b>KAMSARMAX 5Y</b>	23.5	23.5	21.8	32	29	33	38
<b>KAMSARMAX 10Y</b>	14.5	13.5	13.5	22	21	23	29
<b>PANAMAX 15Y</b>	9	9.5	8.8	16	14.5	14	15
<b>PANAMAX 20Y</b>	6.5	6	5.7	10	9.5	10	10.5
<b>ULTRAMAX 5Y</b>	18	17	17.3	29	27	29.5	35.5
<b>SUPRAMAX 10Y</b>	14	12.5	10.5	20	17	18.5	19
<b>HANDY 37K 5Y</b>	15	16.7	14.5	24	22	25.5	28
<b>HANDY 37K 10Y</b>	11.8	9.2	8.7	17	15.5	16	20.5

## SECOND HAND SALES & CHARTER FIXTURE TRENDS

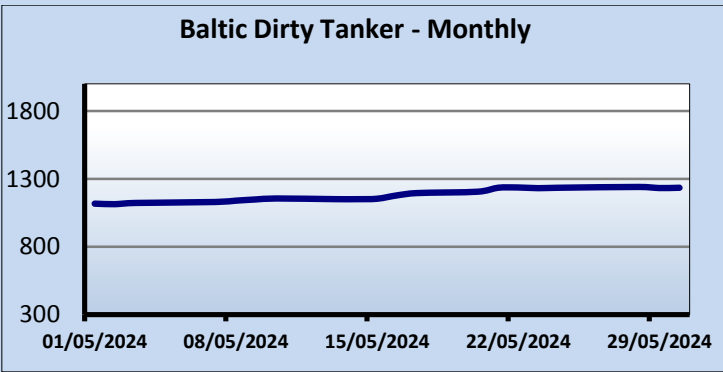
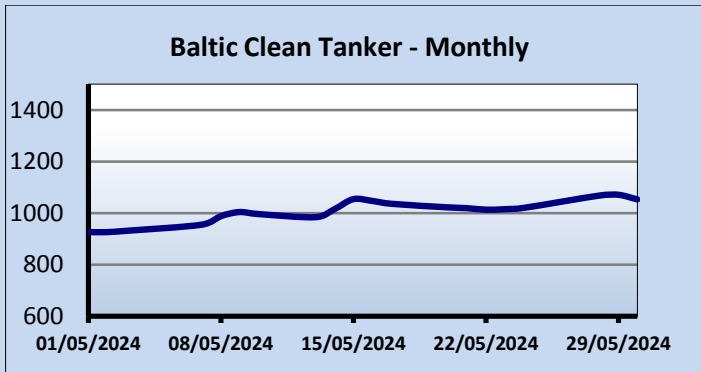
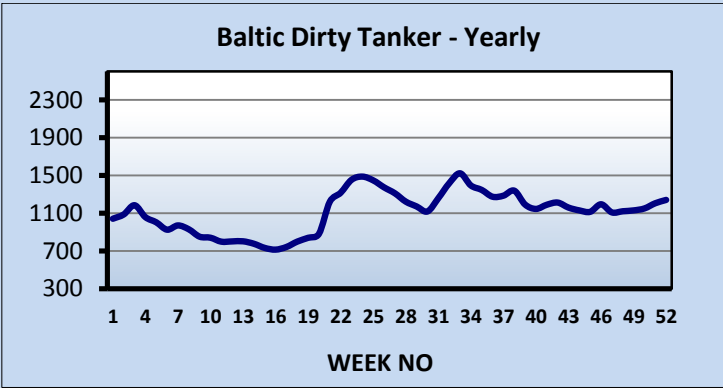
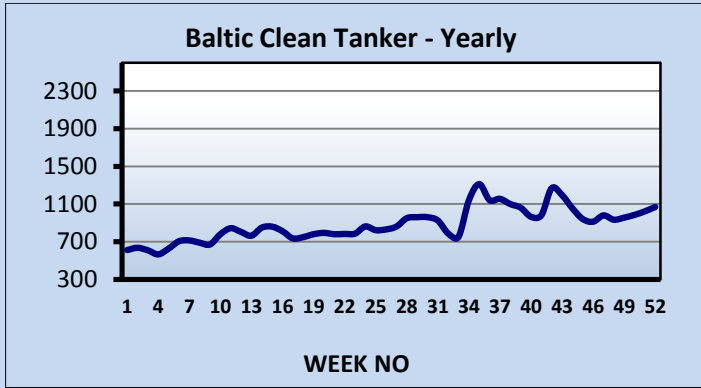


## SECOND HAND TONNAGE MARKET



*\* Excluding demolition sales*

Ship Type	Sale and Purchase Market						
	Dec-23	Jan-24	Feb-24	Mar-24	Apr-24	May-23	Total
<b>BULK</b>	56	46	65	61	52	53	333
<b>TANK</b>	28	30	29	23	21	19	150
<b>GAS</b>	6	4	2	2	6	2	22
<b>CONT</b>	5	5	9	8	15	12	54
<b>TWEEN/MPP</b>	0	0	1	0	0	0	1
<b>REEF</b>	0	0	0	0	0	0	0
<b>RORO</b>	0	2	8	7	3	5	25
<b>FERRY</b>	0	0	0	0	0	2	2
<b>CRUISE</b>	1	2	1	0	2	0	6
<b>Total</b>	<b>96</b>	<b>89</b>	<b>115</b>	<b>101</b>	<b>99</b>	<b>93</b>	<b>593</b>

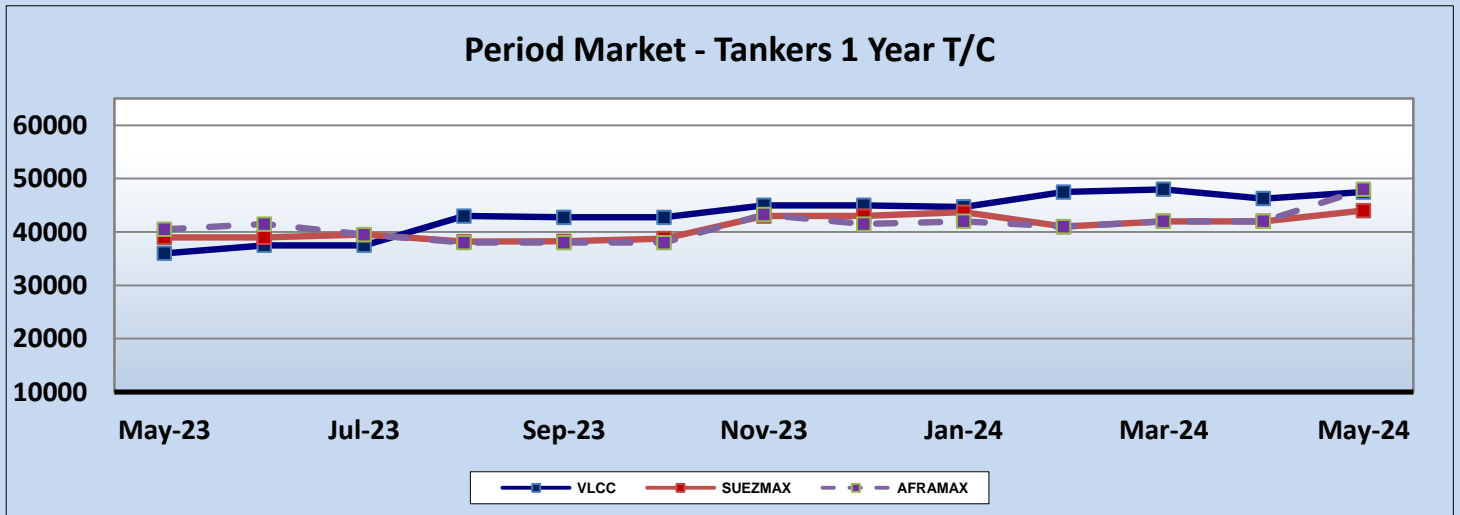
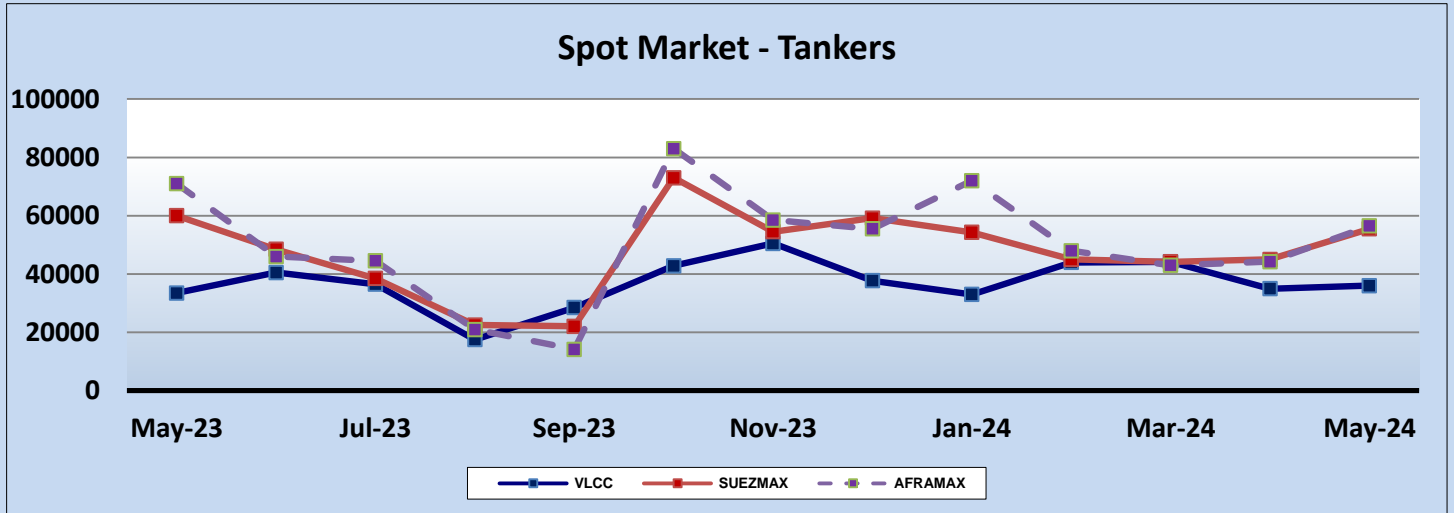


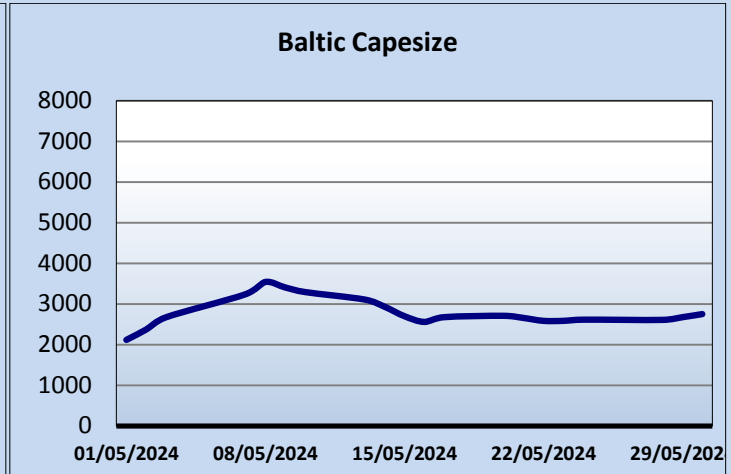
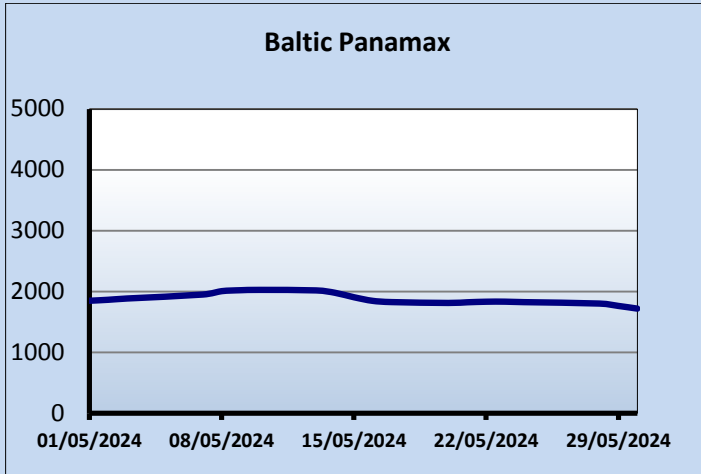
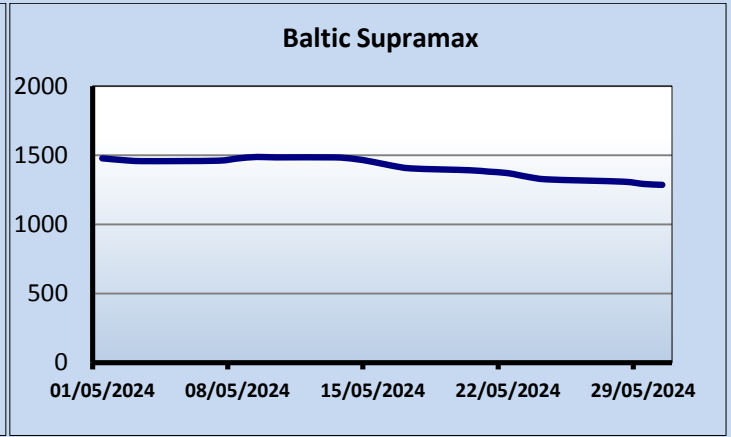
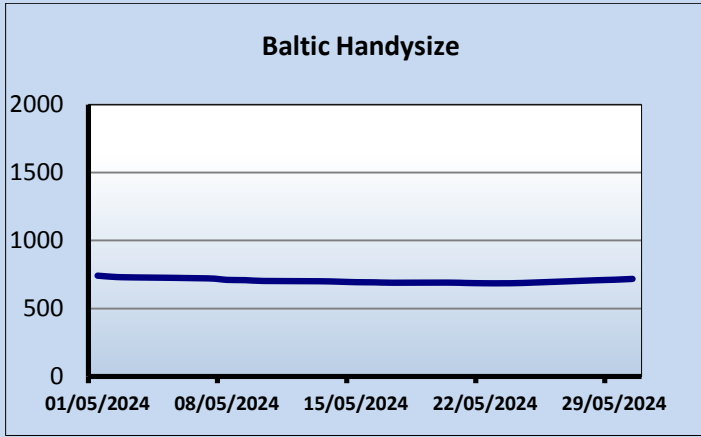
**TANKER SALES**

<i>NAME</i>	<i>DWT</i>	<i>BLT</i>		<i>PRICE \$ (MIO)</i>	<i>BUYER</i>
<b>SANMAR SANGEET</b>	<b>106,516</b>	<b>2004</b>	<b>JAPAN</b>	<b>26.9</b>	<b>UNDISCLOSED</b>
<b>DAI MINH</b>	<b>47,148</b>	<b>2004</b>	<b>JAPAN</b>	<b>15</b>	<b>GREEK</b>
<b>G BRIGHT</b>	<b>19,931</b>	<b>2004</b>	<b>JAPAN</b>	<b>15.3</b>	<b>INDONESIAN</b>
<b>EURONIKE</b>	<b>164,565</b>	<b>2005</b>	<b>KOREA</b>	<b>40.5</b>	<b>UNDISCLOSED</b>
<b>GULF ESPRIT</b>	<b>46,891</b>	<b>2006</b>	<b>KOREA</b>	<b>22</b>	<b>UNDISCLOSED</b>
<b>GRACE FORTUNA</b>	<b>47,786</b>	<b>2007</b>	<b>KOREA</b>	<b>23</b>	<b>UNDISCLOSED</b>
<b>NIPPON PRINCESS</b>	<b>105,392</b>	<b>2008</b>	<b>JAPAN</b>	<b>41.8</b>	<b>CHINESE</b>
<b>SEAWAYS NIAGARA</b>	<b>51,257</b>	<b>2008</b>	<b>KOREA</b>		<b>ENBLOC BSS</b>
<b>SEAWAYS NANTUCKET</b>	<b>51,225</b>	<b>2008</b>	<b>KOREA</b>	<b>50</b>	<b>MIDDLE EASTERN</b>
<b>ARS ET LABOR</b>	<b>40,416</b>	<b>2008</b>	<b>ROMANIA</b>	<b>25</b>	<b>ITALIAN</b>
<b>FRONT LOKI</b>	<b>156,642</b>	<b>2010</b>	<b>CHINA</b>	<b>46.9</b>	<b>PARETO</b>
<b>IVORY RAY</b>	<b>19,991</b>	<b>2011</b>	<b>JAPAN</b>	<b>24.9</b>	<b>UNDISCLOSED</b>
<b>PACIFIC DIAMOND</b>	<b>47,917</b>	<b>2010</b>	<b>JAPAN</b>	<b>26.7</b>	<b>UNDISCLOSED</b>
<b>DEE4 LARCH</b>	<b>49,737</b>	<b>2016</b>	<b>VIETNAM</b>	<b>41 (CASH &amp; SHARE)</b>	<b>DANISH</b>
<b>STI MANHATTAN</b>	<b>49,990</b>	<b>2015</b>	<b>KOREA</b>	<b>41</b>	<b>KSS LINE</b>
<b>TRF KIRKENES</b>	<b>19,997</b>	<b>2016</b>	<b>JAPAN</b>		<b>ENBLOC BSS</b>
<b>TRF KOBE</b>	<b>19,997</b>	<b>2016</b>	<b>JAPAN</b>		
<b>TRF KRISTIANSAND</b>	<b>19,996</b>	<b>2016</b>	<b>JAPAN</b>	<b>97.5</b>	<b>CL OF TAILWIND MGMT.</b>
<b>STAVANGER PIONEER</b>	<b>49,999</b>	<b>2019</b>	<b>VIETNAM</b>	<b>47.8</b>	<b>CORAL SHIPPING</b>

**GAS SALES**

<i>NAME</i>	<i>DWT</i>	<i>BLT</i>		<i>CBM</i>	<i>PRICE \$ (MIO)</i>	<i>BUYER</i>
<b>EMILY KOSAN</b>	<b>3,795</b>	<b>2012</b>	<b>CHINA</b>	<b>3,604</b>	-	<b>FAR EASTERN</b>
<b>RENAUD</b>	<b>6,405</b>	<b>2018</b>	<b>JAPAN</b>	<b>7,384</b>	-	<b>CL OF ERASMUS C.</b>

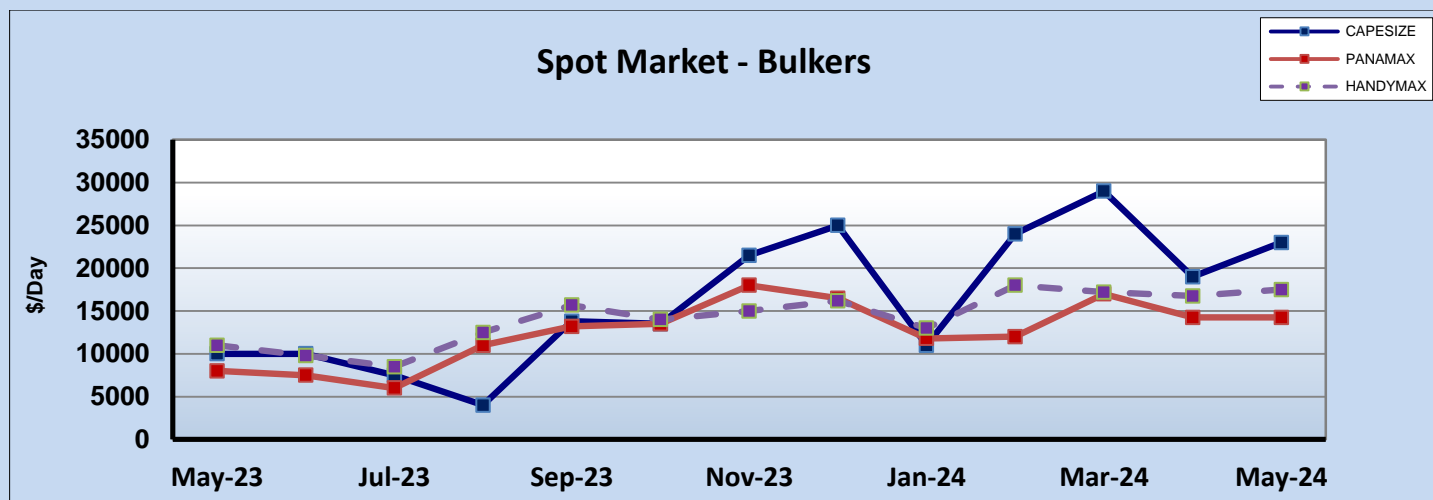


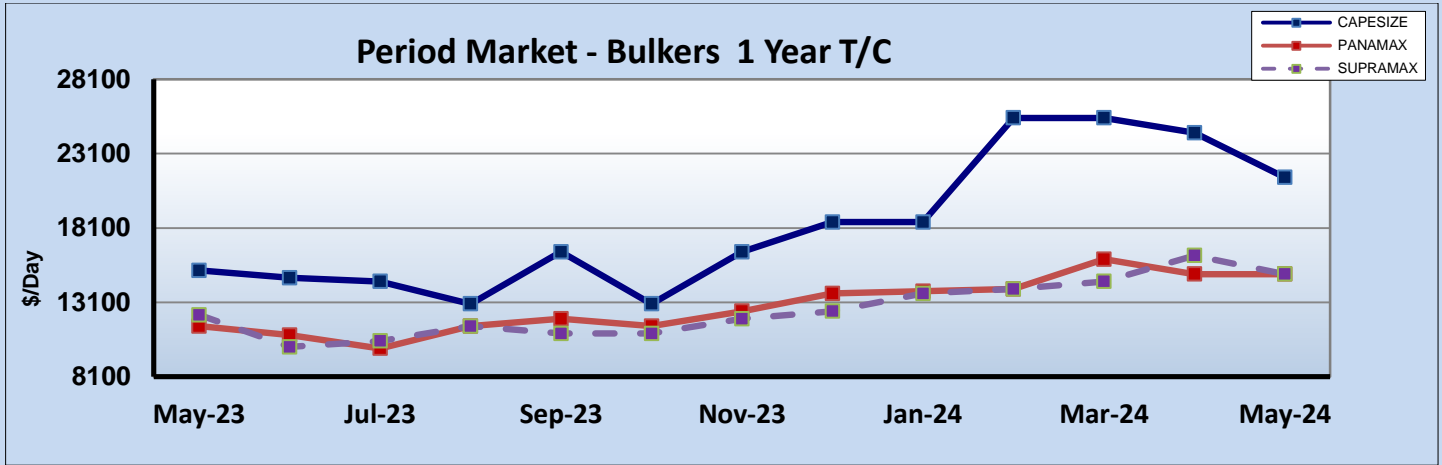


**BULKER SALES**

<i>NAME</i>	<i>DWT</i>	<i>BLT</i>		<i>GEAR</i>	<i>PRICE \$ (MIO)</i>	<i>BUYER</i>
<b>AC SHANGHAI</b>	<b>75,211</b>	<b>2001</b>	<b>KOREA</b>	<b>-</b>	<b>8</b>	<b>CHINESE</b>
<b>ARISTA</b>	<b>76,015</b>	<b>2002</b>	<b>JAPAN</b>	<b>-</b>	<b>9.1</b>	<b>COUNTRY OCEAN S.</b>
<b>DAYDREAM BELIEVER</b>	<b>37,114</b>	<b>2012</b>	<b>JAPAN</b>	<b>4x30</b>	<b>17.7</b>	<b>UNDISCLOSED</b>
<b>GLOBAL STRIKER</b>	<b>32,976</b>	<b>2013</b>	<b>JAPAN</b>	<b>4x30</b>	<b>14.5</b>	<b>UNDISCLOSED</b>
<b>EL GRASSO</b>	<b>181,365</b>	<b>2012</b>	<b>JAPAN</b>	<b>-</b>	<b>35.8</b>	<b>UNDISCLOSED</b>
<b>GENESIS</b>	<b>81,305</b>	<b>2012</b>	<b>KOREA</b>	<b>-</b>	<b>22.5</b>	<b>UNDISCLOSED</b>
<b>CIELO DI VALPARAISO</b>	<b>39,232</b>	<b>2015</b>	<b>CHINA</b>	<b>4x36</b>	<b>21.8</b>	<b>NORSUL NAVEGACAO</b>
<b>TAWAKI</b>	<b>39,855</b>	<b>2014</b>	<b>CHINA</b>	<b>4x36</b>	<b>19.75</b>	<b>UNDISCLOSED</b>
<b>VALIANT SUMMER</b>	<b>81,920</b>	<b>2016</b>	<b>CHINA</b>	<b>-</b>	<b>32.5</b>	<b>BLUMENTHAL ASIA</b>
<b>FOMENTO ONE</b>	<b>206,810</b>	<b>2016</b>	<b>KOREA</b>	<b>-</b>	<b>55.35</b>	<b>GREEK</b>
<b>TAIKOO BRILIANCE</b>	<b>37,786</b>	<b>2015</b>	<b>JAPAN</b>	<b>4x30.5</b>	<b>20.8</b>	<b>UNDISCLOSED</b>
<b>BELFRIEND</b>	<b>57,679</b>	<b>2016</b>	<b>PHILIPPINES</b>	<b>4x30</b>		<b>ENBLOC BSS</b>
<b>BELTIDE</b>	<b>57,679</b>	<b>2016</b>	<b>PHILIPPINES</b>	<b>4x30</b>	<b>56.6</b>	<b>UNDISCLOSED</b>
<b>PING HAI</b>	<b>62,623</b>	<b>2017</b>	<b>JAPAN</b>	<b>4x30</b>	<b>32</b>	<b>UNDISCLOSED</b>
<b>FLORENTINE OETKER</b>	<b>63,490</b>	<b>2017</b>	<b>JAPAN</b>	<b>4x30.5</b>	<b>32.85</b>	<b>INCE DENIZCILIK</b>
<b>SSI PRIVILEGE</b>	<b>63,566</b>	<b>2019</b>	<b>CHINA</b>	<b>4x30</b>	<b>32</b>	<b>CL OF HMM</b>
<b>VINCENT TALISMAN</b>	<b>81,577</b>	<b>2020</b>	<b>CHINA</b>	<b>-</b>	<b>33.2</b>	<b>CHINESE</b>
<b>TRUST QINGDAO</b>	<b>209,301</b>	<b>2021</b>	<b>CHINA</b>	<b>-</b>		<b>ENBLOC BSS</b>
<b>TRUST SHANGHAI</b>	<b>209,523</b>	<b>2021</b>	<b>CHINA</b>	<b>-</b>	<b>146</b>	<b>NORDEN</b>
<b>LOWLANDS SAGE</b>	<b>82,577</b>	<b>2021</b>	<b>JAPAN</b>	<b>-</b>	<b>39.2</b>	<b>FAR EASTERN</b>

<b>NORD AURUM</b>	<b>209,301</b>	<b>2021</b>	<b>CHINA</b>	<b>-</b>	<b>-</b>	<b>ENBLOC BSS</b>
<b>T MELBOURNE</b>	<b>209,301</b>	<b>2021</b>	<b>CHINA</b>	<b>-</b>	<b>-</b>	<b>CL OF NORDEN A/S</b>
<b>GIA AMBITION</b>	<b>84,990</b>	<b>2022</b>	<b>CHINA</b>	<b>-</b>	<b>39</b>	<b>UNDISCLOSED</b>
<b>HAITI</b>	<b>174,766</b>	<b>2004</b>	<b>CHINA</b>	<b>-</b>	<b>15</b>	<b>JIANGSU STEAMSHIP</b>
<b>ADMIRALTY SPIRIT</b>	<b>32,263</b>	<b>2004</b>	<b>JAPAN</b>	<b>4x30</b>	<b>8</b>	<b>UNDISCLOSED</b>
<b>CUMA</b>	<b>83,007</b>	<b>2006</b>	<b>JAPAN</b>	<b>-</b>	<b>15</b>	<b>UNDISCLOSED</b>
<b>ASL URANUS</b>	<b>82,372</b>	<b>2008</b>	<b>JAPAN</b>	<b>-</b>	<b>17</b>	<b>UNDISCLOSED</b>
<b>HENG SHAN</b>	<b>174,145</b>	<b>2007</b>	<b>CHINA</b>	<b>-</b>	<b>21.75</b>	<b>CHINESE</b>
<b>DINO</b>	<b>33,371</b>	<b>2009</b>	<b>JAPAN</b>	<b>4x30</b>	<b>13.5</b>	<b>TURKISH</b>
<b>GLOBAL FALCON</b>	<b>51,725</b>	<b>2010</b>	<b>JAPAN</b>	<b>4x30</b>	<b>15.5</b>	<b>GREEK</b>
<b>SUPER BERGKAMP</b>	<b>55,651</b>	<b>2009</b>	<b>JAPAN</b>	<b>4x30</b>	<b>15.5</b>	<b>GREEK</b>
<b>SIBULK TRADITION</b>	<b>53,206</b>	<b>2008</b>	<b>JAPAN</b>	<b>4x30.5</b>	<b>14.5</b>	<b>MIDDLE EASTERN</b>
<b>CORINTHIAN PHOENIX</b>	<b>179,223</b>	<b>2009</b>	<b>KOREA</b>	<b>-</b>	<b>30</b>	<b>HAYFIN CAPITAL M.</b>
<b>CHEVAL BLANC</b>	<b>56,732</b>	<b>2009</b>	<b>CHINA</b>	<b>4x35</b>	<b>11.5</b>	<b>UNDISCLOSED</b>
<b>ULTRA ROCANVILLE</b>	<b>61,683</b>	<b>2012</b>	<b>JAPAN</b>	<b>4x30</b>	<b>23.3</b>	<b>EUROPEAN</b>
<b>MARYLAKI</b>	<b>58,114</b>	<b>2010</b>	<b>CHINA</b>	<b>4x30</b>	<b>17</b>	<b>UNDISCLOSED</b>
<b>OASEA</b>	<b>82,217</b>	<b>2010</b>	<b>CHINA</b>	<b>-</b>	<b>20</b>	<b>GREEK</b>
<b>NAVIOS CELESTIAL</b>	<b>58,063</b>	<b>2009</b>	<b>CHINA</b>	<b>4x30</b>		<b>ENBLOC BSS</b>
<b>NAVIOS CHRISTINE B</b>	<b>58,058</b>	<b>2009</b>	<b>CHINA</b>	<b>4x30</b>	<b>30</b>	<b>UNDISCLOSED</b>
<b>DELTA AVON</b>	<b>56,897</b>	<b>2012</b>	<b>CHINA</b>	<b>4x30</b>	<b>14.3</b>	<b>CHINESE</b>
<b>KHOI</b>	<b>28,338</b>	<b>2010</b>	<b>JAPAN</b>	<b>4x30.5</b>	<b>10.7</b>	<b>VIETNAMESE</b>
<b>PACIFIC HONOR</b>	<b>58,912</b>	<b>2011</b>	<b>JAPAN</b>	<b>4x30.5</b>	<b>19.5</b>	<b>UNDISCLOSED</b>
<b>BELMEKEN</b>	<b>30,347</b>	<b>2010</b>	<b>CHINA</b>	<b>4x30</b>		<b>ENBLOC BSS</b>
<b>PERSENK</b>	<b>30,361</b>	<b>2010</b>	<b>CHINA</b>	<b>4x30</b>	<b>21</b>	<b>UNDISCLOSED</b>
<b>YING HAO 03</b>	<b>76,037</b>	<b>2012</b>	<b>CHINA</b>	<b>-</b>	<b>16.8</b>	<b>UNDISCLOSED</b>
<b>NORD FERRUM</b>	<b>179,678</b>	<b>2011</b>	<b>PHILIPPINES</b>	<b>-</b>	<b>34</b>	<b>UNDISCLOSED</b>
<b>BRAVERY</b>	<b>76,606</b>	<b>2004</b>	<b>JAPAN</b>	<b>-</b>	<b>12.5</b>	<b>UNDISCLOSED</b>
<b>SANTORINI ISLAND</b>	<b>48,549</b>	<b>2007</b>	<b>JAPAN</b>	<b>4x30</b>	<b>12.9</b>	<b>UNDISCLOSED</b>
<b>EASTERN WINDFLOWER</b>	<b>175,401</b>	<b>2010</b>	<b>CHINA</b>	<b>-</b>	<b>28</b>	<b>CHINESE</b>
<b>MAGNUM FORCE</b>	<b>53,630</b>	<b>2008</b>	<b>CHINA</b>	<b>4x35</b>	<b>11.8</b>	<b>UNDISCLOSED</b>
<b>AKTEA R</b>	<b>28,372</b>	<b>2010</b>	<b>JAPAN</b>	<b>4x30.5</b>	<b>10.9</b>	<b>UNDISCLOSED</b>
<b>BAO QUAN</b>	<b>56,947</b>	<b>2011</b>	<b>CHINA</b>	<b>4x30</b>	<b>13.5</b>	<b>UNDISCLOSED</b>
<b>VAN GOGH</b>	<b>95,711</b>	<b>2013</b>	<b>JAPAN</b>	<b>-</b>	<b>25.8</b>	<b>UNDISCLOSED</b>





**CONTAINER SALES**

<i>NAME</i>	<i>DWT</i>	<i>BLT</i>		<i>GEAR</i>	<i>TEU</i>	<i>PRICE \$ (MIO)</i>	<i>BUYER</i>
REN JIAN S	24,166	1997	JAPAN	-	1,510	4.8	CHINESE
M WILMINGTON	21,413	2010	JAPAN	3x40	1,708	13.5	CL OF TANTO INTIM
JOSITA B	23,562	2014	CHINA	-	1,730	16.2	CL OF REEDEREI N.
NORDOCELOT	23,552	2014	CHINA	-	1,756	15.8	CL OF ASIAN SPIRIT
MOVEON	11,382	2001	GERMANY	-	868	-	UNDISCLOSED
DA BAO	21,935	2008	JAPAN	-	1,708	10.2	EUROPEAN
MENDELSOHN	46,956	2012	CHINA	4x45	3,635	22.5	UNDISCLOSED
BAO ZHOU CI TONG	27,161	2024	CHINA	-	1,900	21.7	CL OF MTT S.
NORTHERN GUILD	53,870	2009	KOREA	-	4,294	26	CL OF CMA CGM
YM TRUST	136,899	2021	JAPAN	-	11,714		ENBLOC BSS
YM TOGETHER	136,899	2021	JAPAN	-	11,714		
YM TROPHY	136,900	2022	JAPAN	-	11,714		

**Ro-Pax / Fast Ferries SALES**

<i>NAME</i>	<i>GT</i>	<i>BLT</i>		<i>Pax</i>	<i>PRICE \$(MIO)</i>	<i>BUYER</i>
SNAV AQUARIUS	1,590	1991	NORWAY	255	-	CL OF AQUARIUS BV
RED JET 4	342	2003	AUSTRALIA	277	-	CL OF NAM HAE EXPRESS

**CRUISE SALES**

<i>NAME</i>	<i>GT</i>	<i>BLT</i>		<i>Pax</i>	<i>PRICE \$ (MIO)</i>	<i>BUYER</i>
-	-	-	-	-	-	-

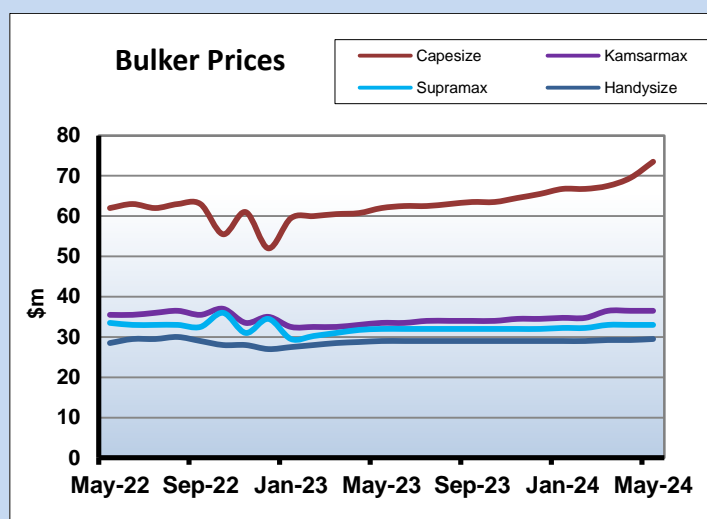
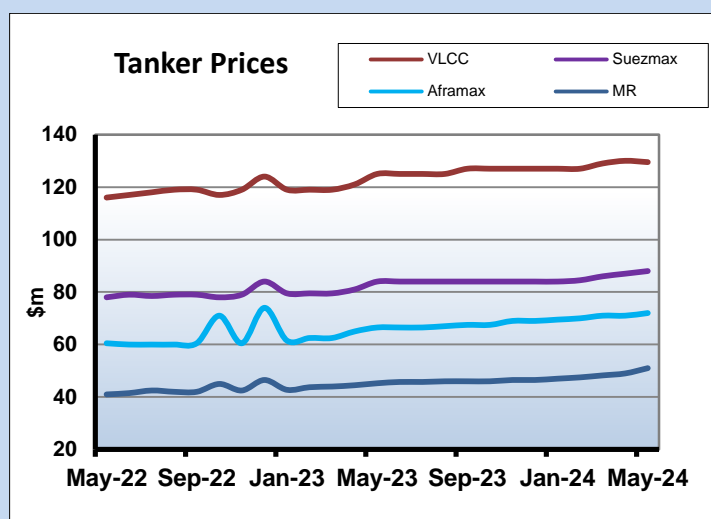
### Ro-Ro SALES

NAME	GT	BLT		Pax	PRICE \$ (MIO)	BUYER
MAX	5617	1998	AUSTRALIA	800	-	UNDISCLOSED
MISANA	15586	2007	GERMANY	12	-	ENBLOC BSS
MISIDA	15586	2007	GERMANY	12	-	CL OF SEA-CARGO AS
MED STAR	12804	1975	NORWAY	376	-	CL OF STARLINE
ODIN	1698	1982	DENMARK	335	-	CL OF MEDMAR NAVI S.

### OFFSHORE SALES

NAME	GT	BLT		BOLL. PULL	PRICE \$ (MIO)	BUYER
MARTHA S PRIDE	4956	2018	CHINA	-	-	CL OF CS OFFSHORE
POSH JAEGER	3795	2018	CHINA	-	-	UNDISCLOSED

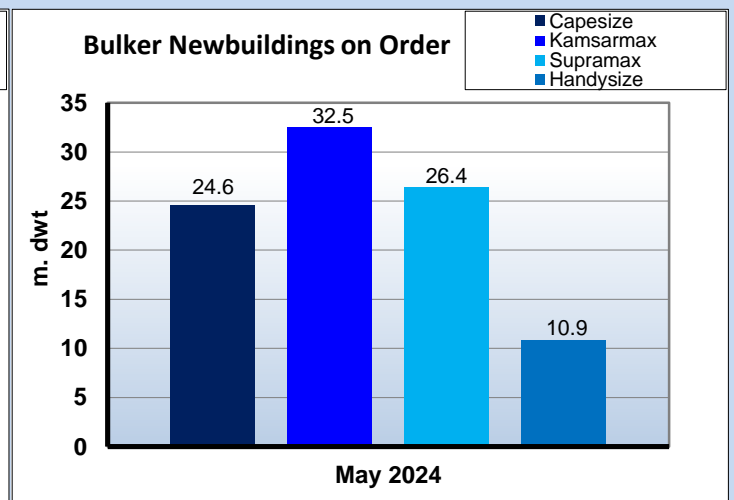
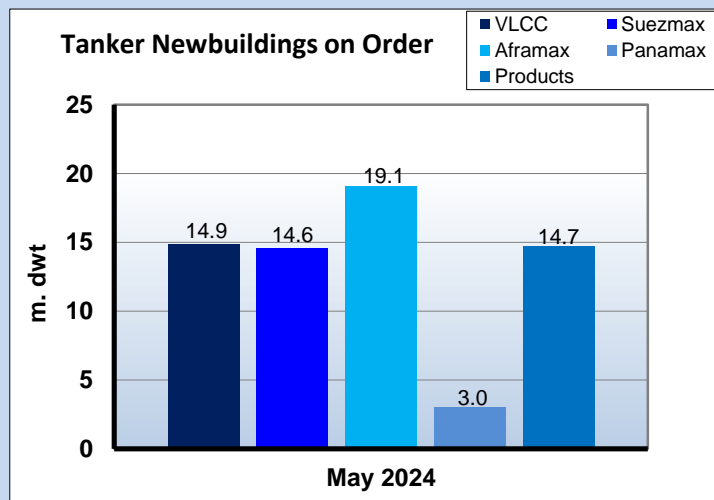
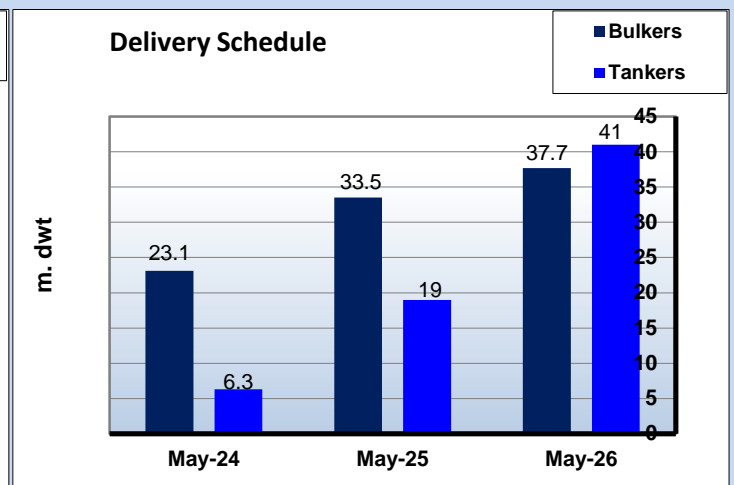
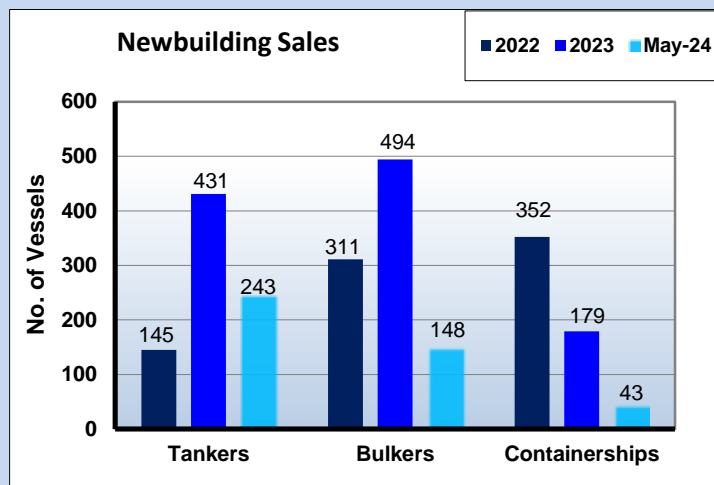
### NEW BUILDING MARKET AND REPORTED CONTRACTS



Dry Bulk Orderbook					
Ship Type	m.Dwt	2024	2025	2026+	Total No. Ships
Capesize		4.0	7.3	13.3	117
Kamsarmax		7.3	10.6	14.6	394
Supra/Hmax		7.8	10.5	8.1	418
Handies		4.0	5.2	1.7	304
<b>Total</b>		<b>23.1</b>	<b>33.5</b>	<b>37.7</b>	<b>1233</b>

Tanker Orderbook				
Ship Type	m.Dwt 2024	2025	2026+	Total No. Ships
ULCC/VLCC	0.3	1.5	13.1	48
Suezmax	1.1	4.6	8.9	93
Aframax	2.3	6.8	10.0	166
Panamax	0.1	0.8	2.0	40
MR + Small	2.4	5.3	7.0	404
<b>Total</b>	<b>6.3</b>	<b>19.0</b>	<b>41.0</b>	<b>751</b>

LPG Orderbook				
Ship Type	,000cb 2024	2025	2026+	Total No. Ships
VLGC	1,090	2,479	10,350	129
LGC	45	180	729	21
MR	138	174	760	31
Handy	73	93	47	30
Small	12	4	0	5
<b>Total m.Dwt</b>	<b>0.92</b>	<b>1.66</b>	<b>6.82</b>	<b>216</b>



DWT in Thousands	Newbuilding Historical Prices (\$m)													
	May-24	2023	2022	2021	2020	2019	2018	2017	2016	2010	2005	2000	1995	1990
<b>Tankers</b>														
320 DWT <sup>1</sup>	129.5	127	124	110	85.5	95.6	92.4	81.5	84.5	104.8	120	76.5	85.3	87.4
170 DWT <sup>1</sup>	88	84	84	75	57	71.7	60.6	55	54.5	66.3	71.5	52.5	54	66.1
115 DWT <sup>1</sup>	72	69	74	58.5	46.5	55.1	48.1	44	44.5	56	58	41.5	43.3	53.2
50 DWT <sup>1</sup>	51	46.5	46.5	40	34	38.8	36.7	33.8	32.5	36.1	43	29.5	33.2	32.1
<b>Bulkers</b>														
185 DWT <sup>1</sup>	73.5	65.5	51.5	46.5	51.8	50.4	44	42	46	57.2	58.5	40.5	42.3	60.2
83 DWT <sup>1</sup>	36.5	34.5	35	26	30.6	28.1	25.5	24.5	25.7	34.3	36	22.5	27.9	30
64 DWT <sup>1</sup>	33	32	34	24	27.4	26.2	24	22.3	24.1	31.1	31	20.5	24.1	25.3
35 DWT <sup>1</sup>	29.5	29	27	23	22.6	23.9	22	19.5	20.3	26.3	25.5	15	19.2	21.3
<sup>1</sup> Before 2001 sizes to read 280,000 - 140,000 - 95,000 - 40,000 respectively for tankers and 150,000 - 69,000 for Bulkers <sup>2</sup> Single Hull <sup>3</sup> 30,000 DWT +Prior 2017 to read 73 – 76k dwt, 45k dwt & 30k dwt (note: above is for vessels built Japan / Korea, you should also consider US\$ / Yen / Won relation for the years mentioned)														

### Newbuilding Orders

TYPE	DWT	BUILDER	DELIVERY	PRICE \$	OWNER	NOTES
LNG	96,000	HYUNDAI HI (ULSAN)	MAY 2028	266.10	EVALEND SHIPPING	LNG
LNG	96,000	HYUNDAI HI (ULSAN)	FEB 2028	266.10	EVALEND SHIPPING	LNG
BULK	63,000	NEW DAYANG SB	2027	-	ITOCHU CORP	-
BULK	63,000	NEW DAYANG SB	2027	-	ITOCHU CORP	-
BULK	59,000	WANLONG SHIP HI	AUG 2025	RMBm171.39	NINGBO NINGDIAN	-
MSV	120 UNIT	VARD BRATTVAAG	APR 2028	-	ISLAND OFFSHORE M.	BAT-HYB.
MSV	120 UNIT	VARD BRATTVAAG	JAN 2028	-	ISLAND OFFSHORE M.	BAT-HYB.
MSV	120 UNIT	VARD BRATTVAAG	JAN 2027	-	ISLAND OFFSHORE M.	BAT-HYB.
PRODUCTS	75,000	JIANGSU NEW YZJ	JAN 2027	54.10	PERFORMANCE SHIPPING	SCRUB.
LPG	20,000	HUANGPU WECHONG	APR 2027	-	SOUTHWEST MARITIME	AMMONIA
LPG	20,000	HUANGPU WECHONG	APR 2027	-	SOUTHWEST MARITIME	AMMONIA
CHEM&OIL	25,900	WUCHANG SB GROUP	JUN 2026	RMBm307.80	XINGTONG SHIPPING	MTHNL
CHEM&OIL	25,900	WUCHANG SB GROUP	JUN 2026	RMBm307.80	XINGTONG SHIPPING	MTHNL
CHEM&OIL	25,900	WUCHANG SB GROUP	2028	-	SC SHIPPING	-
CHEM&OIL	25,900	WUCHANG SB GROUP	2028	-	SC SHIPPING	-
CHEM&OIL	25,900	WUCHANG SB GROUP	2028	-	SC SHIPPING	-
CHEM&OIL	25,900	WUCHANG SB GROUP	2028	-	SC SHIPPING	-
CHEM&OIL	25,900	WUCHANG SB GROUP	2028	-	SC SHIPPING	-
CHEM&OIL	25,900	WUCHANG SB GROUP	2027	-	SC SHIPPING	-
CHEM&OIL	25,900	WUCHANG SB GROUP	2027	-	SC SHIPPING	-
CHEM&OIL	25,900	WUCHANG SB GROUP	2027	-	SC SHIPPING	-
CHEM&OIL	25,900	WUCHANG SB GROUP	2026	-	SC SHIPPING	-
CONT	10,000	JIANGXI JIANGXIN SB	2026	-	NINGBO OCEAN SHPG	BATTERIES
CONT	10,000	JIANGXI JIANGXIN SB	2026	-	NINGBO OCEAN SHPG	BATTERIES
AMMONIA	58,000	JIANGNAN SY GROUP	2027	-	AW SHIPPING	LPG
AMMONIA	58,000	JIANGNAN SY GROUP	2027	-	AW SHIPPING	LPG
AMMONIA	58,000	JIANGNAN SY GROUP	DEC 2026	-	AW SHIPPING	LPG
AMMONIA	58,000	JIANGNAN SY GROUP	OCT 2026	-	AW SHIPPING	LPG
CHEM&OIL	50,000	HYUNDAI VIETNAM SB	AUG 2027	48.60	PAN OCEAN	-

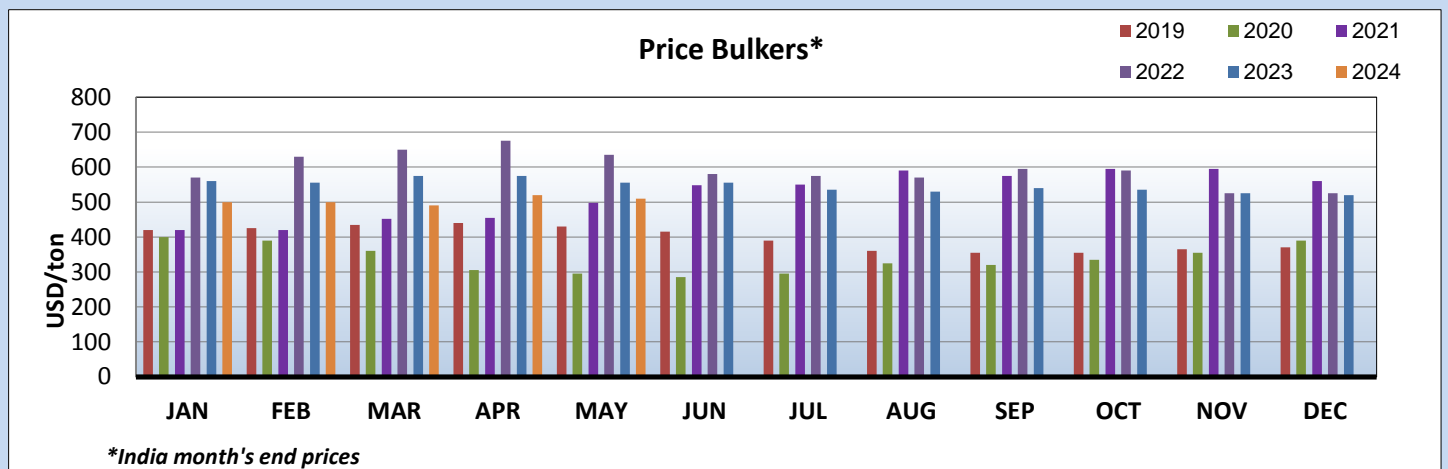
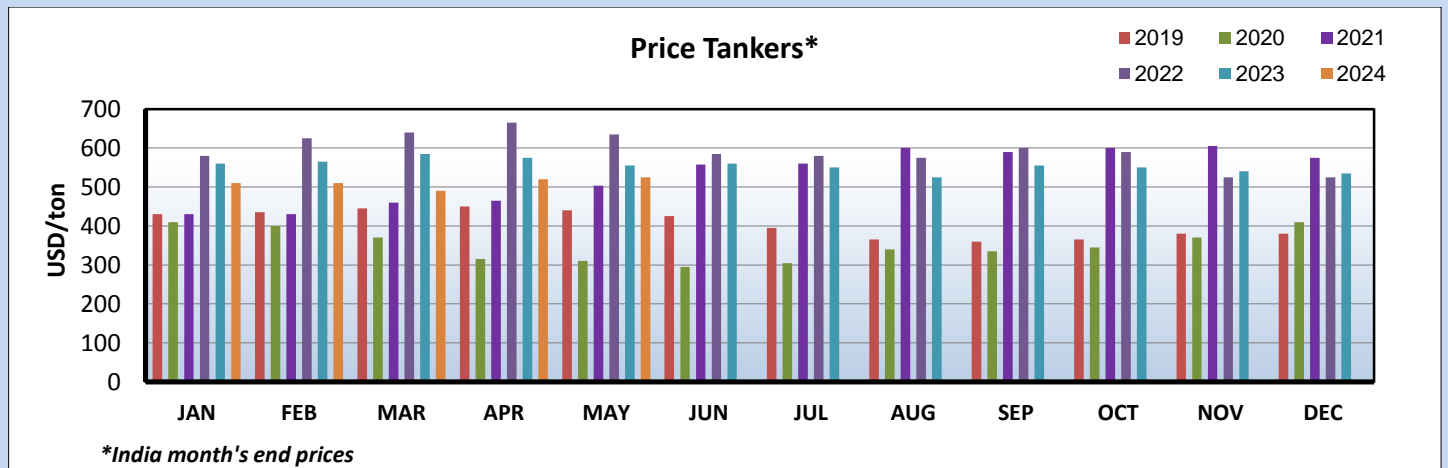
CHEM&OIL	50,000	HYUNDAI VIETNAM SB	MAY 2027	48.60	PAN OCEAN	-
CHEM&OIL	50,000	HYUNDAI VIETNAM SB	DEC 2027	48.60	HORIZON TANKERS	-
CHEM&OIL	50,000	HYUNDAI VIETNAM SB	SEP 2027	48.60	HORIZON TANKERS	-
CHEM&OIL	50,000	HYUNDAI VIETNAM SB	JUN 2027	48.60	HORIZON TANKERS	-
CHEM&OIL	50,000	HYUNDAI VIETNAM SB	MAR 2027	48.60	HORIZON TANKERS	-
CHEM&OIL	50,000	HYUNDAI VIETNAM SB	DEC 2026	48.60	HORIZON TANKERS	-
CHEM&OIL	50,000	HYUNDAI VIETNAM SB	SEP 2026	48.60	HORIZON TANKERS	-
CONT	55,000	HUANGPU WENCHONG	JAN 2028	-	RCL	SCRUBBER
CONT	55,000	HUANGPU WENCHONG	NOV 2027	-	RCL	SCRUBBER
C,U&FP LAY	215 UNIT	CMHI (JIANGSU)	DEC 2026	-	JAN DE NUL GROUP	MTHNL -BAT
LPG	30,000	NANTONG CIMC SOE	MAR 2028	-	UNKNOWN	LPG
LPG	30,000	NANTONG CIMC SOE	MAR 2028	-	UNKNOWN	LPG
BULK	65,000	HUANGPU WENCHONG	2028	-	LEMISOLER GROUP	MTHNL
BULK	65,000	HUANGPU WENCHONG	2028	-	LEMISOLER GROUP	MTHNL
BULK	65,000	HUANGPU WENCHONG	2028	-	LEMISOLER GROUP	MTHNL
BULK	65,000	HUANGPU WENCHONG	2028	-	LEMISOLER GROUP	MTHNL
BULK	65,000	HUANGPU WENCHONG	2027	-	LEMISOLER GROUP	MTHNL
BULK	65,000	HUANGPU WENCHONG	2027	-	LEMISOLER GROUP	MTHNL
BULK	65,000	HUANGPU WENCHONG	2027	-	LEMISOLER GROUP	MTHNL
BULK	65,000	HUANGPU WENCHONG	2027	-	LEMISOLER GROUP	MTHNL
TANK	307,000	CSSC (TIANJIN)	MAY 2028	-	CAPITAL SHIP MGMT	LNG
TANK	307,000	CSSC (TIANJIN)	MAR 2028	-	CAPITAL SHIP MGMT	LNG
PRODUCTS	113,600	XIAMEN SHIPBUILDING	NOV 2027	-	UNION MARITIME	LNG
PRODUCTS	113,600	XIAMEN SHIPBUILDING	AUG 2027	-	UNION MARITIME	LNG
PRODUCTS	113,600	XIAMEN SHIPBUILDING	MAY 2027	-	UNION MARITIME	LNG
PRODUCTS	113,600	XIAMEN SHIPBUILDING	FEB 2027	-	UNION MARITIME	LNG
PCC	24,000	CMJL (NANJING)	APR 2028	-	WALLENIUS WILHEMSEN	METHNL
PCC	24,000	CMJL (NANJING)	FEB 2028	-	WALLENIUS WILHEMSEN	METHNL
PCC	24,000	CMJL (NANJING)	DEC 2027	-	WALLENIUS WILHEMSEN	METHNL
PCC	24,000	CMJL (NANJING)	OCT 2027	-	WALLENIUS WILHEMSEN	METHNL
BULK	63,500	HAITONG OFFSHORE ENG	APR 2027	-	VANHUI SHIPPING	-
BULK	63,500	HAITONG OFFSHORE ENG	APR 2027	-	VANHUI SHIPPING	-
PCC	30,000	GSI NANSHA	2028	-	HYUNDAI GLOVIS	LNG,AMM&M
PCC	30,000	GSI NANSHA	2028	-	HYUNDAI GLOVIS	LNG,AMM&M
PCC	30,000	GSI NANSHA	2028	-	HYUNDAI GLOVIS	LNG,AMM&M
PCC	30,000	GSI NANSHA	2028	-	HYUNDAI GLOVIS	LNG,AMM&M
PCC	30,000	GSI NANSHA	2028	-	HYUNDAI GLOVIS	LNG,AMM&M
PCC	30,000	GSI NANSHA	2027	-	HYUNDAI GLOVIS	LNG,AMM&M
BULK	82,000	HENGLI SB (DALIAN)	2027	-	VERITAS SHIP MGMT	-
BULK	82,000	HENGLI SB (DALIAN)	2027	-	VERITAS SHIP MGMT	-
CONT	125,000	SHANGHAI WAIGAOQIAO	2028	-	SEA CONSORTIUM	SCRUB.,MTH
CONT	125,000	SHANGHAI WAIGAOQIAO	2027	-	SEA CONSORTIUM	SCRUB.,MTH
CONT	125,000	SHANGHAI WAIGAOQIAO	2027	-	SEA CONSORTIUM	SCRUB.,MTH
CONT	125,000	SHANGHAI WAIGAOQIAO	2027	-	SEA CONSORTIUM	SCRUB.,MTH

## DEMOLITION MARKET

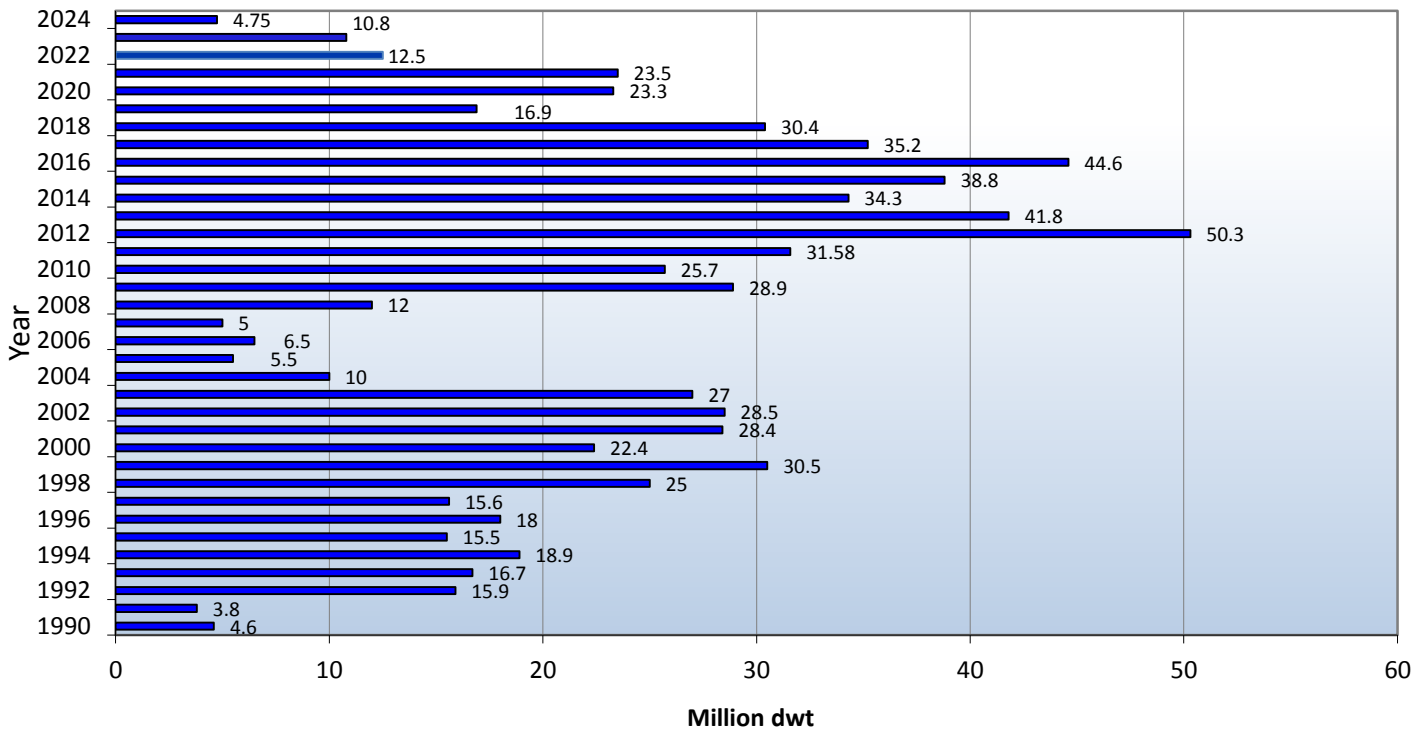
### \* MONTH'S END PRICES

Demolition Prices		
	Gen Cargo	Tanker
<b>India</b>	<b>525/lt Ldt</b>	<b>525/lt Ldt</b>
<b>Bangladesh</b>	<b>540/lt Ldt</b>	<b>540/lt Ldt</b>
<b>Pakistan</b>	<b>525/lt Ldt</b>	<b>525/lt Ldt</b>
<b>Turkey</b>	<b>360/lt Ldt</b>	<b>360/lt Ldt</b>

### Demolition Historical Data

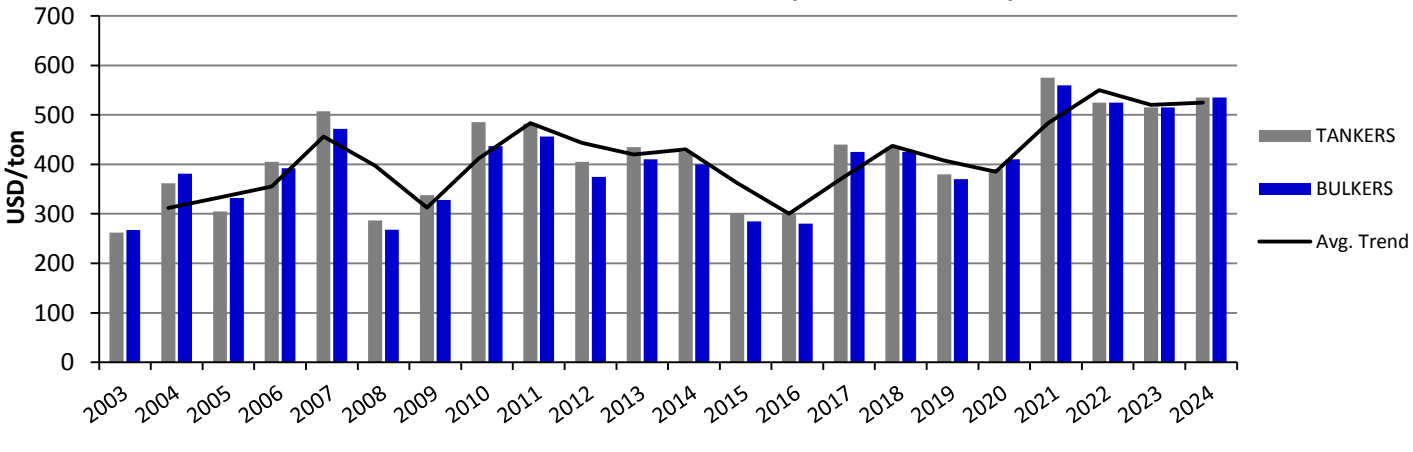


### Total Demolition (Dwt)



\* Bss reported sales

### Historical Demolition Prices (India Year's End)



HISTORICAL DEMOLITION PRICES (*Indian Year's End)																			
	2006	2007	2008	2009	2010	2011	2012	2013	2014	2015	2016	2017	2018	2019	2020	2021	2022	2023	CURR
<b>WET</b>	405	507	287	338	485	482	405	435	425	300	300	440	435	380	410	575	525	515	535
<b>DRY</b>	392	472	268	328	437	456	375	410	400	285	280	425	425	370	390	560	525	515	535

**India**

<i>TYPE</i>	<i>NAME</i>	<i>DWT</i>	<i>BLT</i>	<i>LDT</i>	<i>PRICE \$/LDT</i>	<i>COMMENTS</i>
BULK	OCMIS GAR	5,399	1997	2,400	525	-
GAS	SURYA AKI	11,612	1996	-	660	-
REEF	FROST OLYMPOS	4,392	1980	-	-	-
CONT	PROFESSOR B	14,120	1984	5,121	545	-
CONT	FESCO TRADER	15,213	1997	5,113	-	-
BULK	UNITED ID	38,855	1991	-	529	-
PASS	BELLA FORTUNA	5,000	1982	-	-	-

**Bangladesh**

<i>TYPE</i>	<i>NAME</i>	<i>DWT</i>	<i>BLT</i>	<i>LDT</i>	<i>PRICE \$/LDT</i>	<i>COMMENTS</i>
BULK	INTER STEVEDORING 8	68,433	1989	11,109	-	-
BULK	PINE EXPRESS	42,968	1990	-	560	-
BULK	XIN LV BAO SHI	45,888	1996	-	525	-
TWEEN	SPAN 33	4,279	1986	1,826	-	-
TANK	WILSON	1,733	1979	-	-	-
GAS	PILATUS 21	961	1989	-	-	-
CONT	HEUNG-A TOKYO	7,040	1996	-	581	-
TWEEN	SIA 3	4,334	1989	2,166	-	-
TWEEN	PITA ERMA	9,653	1986	-	-	-
TWEEN	SPAN 33	4,279	1986	1,826	-	-

**Pakistan**

<i>TYPE</i>	<i>NAME</i>	<i>DWT</i>	<i>BLT</i>	<i>LDT</i>	<i>PRICE \$/LDT</i>	<i>COMMENTS</i>
BULK	URANUS J	26,428	1995	-	-	-
BULK	POSEIDON M	38,858	1994	-	-	-

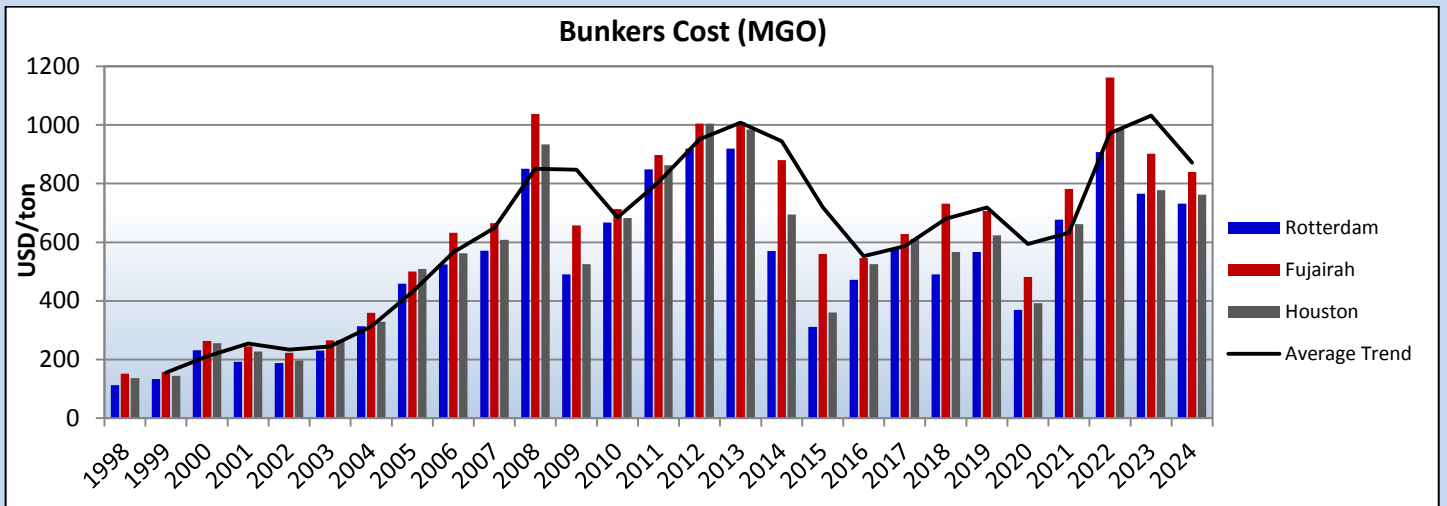
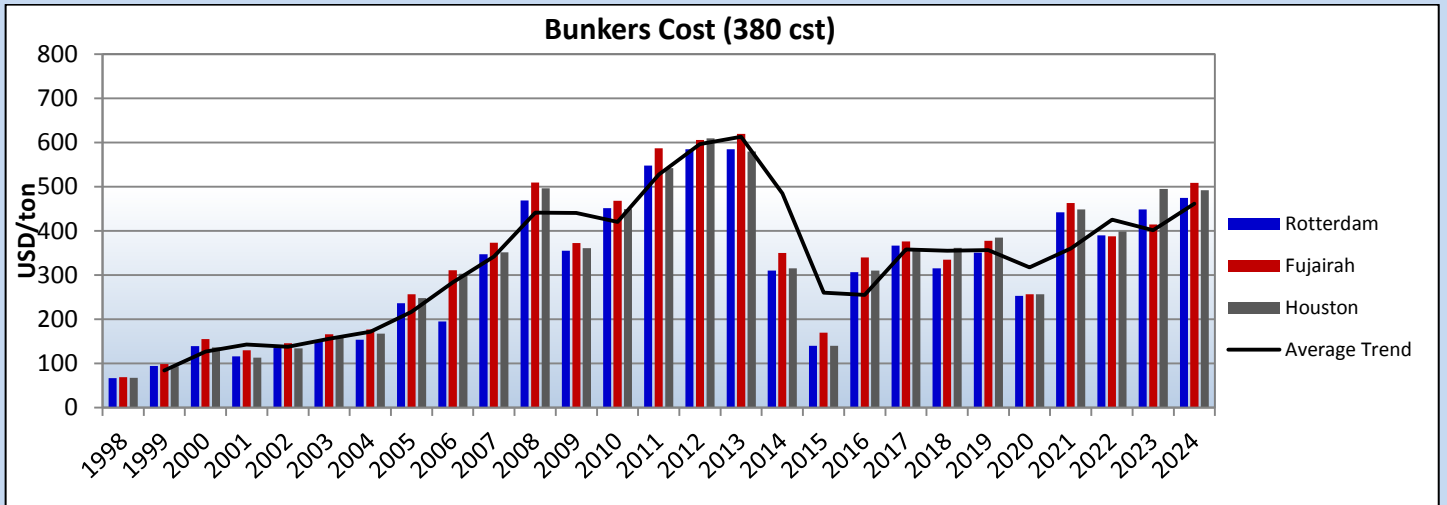
**Turkey**

<i>TYPE</i>	<i>NAME</i>	<i>DWT</i>	<i>BLT</i>	<i>LDT</i>	<i>PRICE \$/LDT</i>	<i>COMMENTS</i>
TWEEN	SKYMOON KING	4,336	1988	1,750	-	-
REEF	GREEN ATLANTIC	3,346	1985	-	-	-
CONT	JEPPESSEN MAERSK	35,097	2001	-	-	-

**Other**

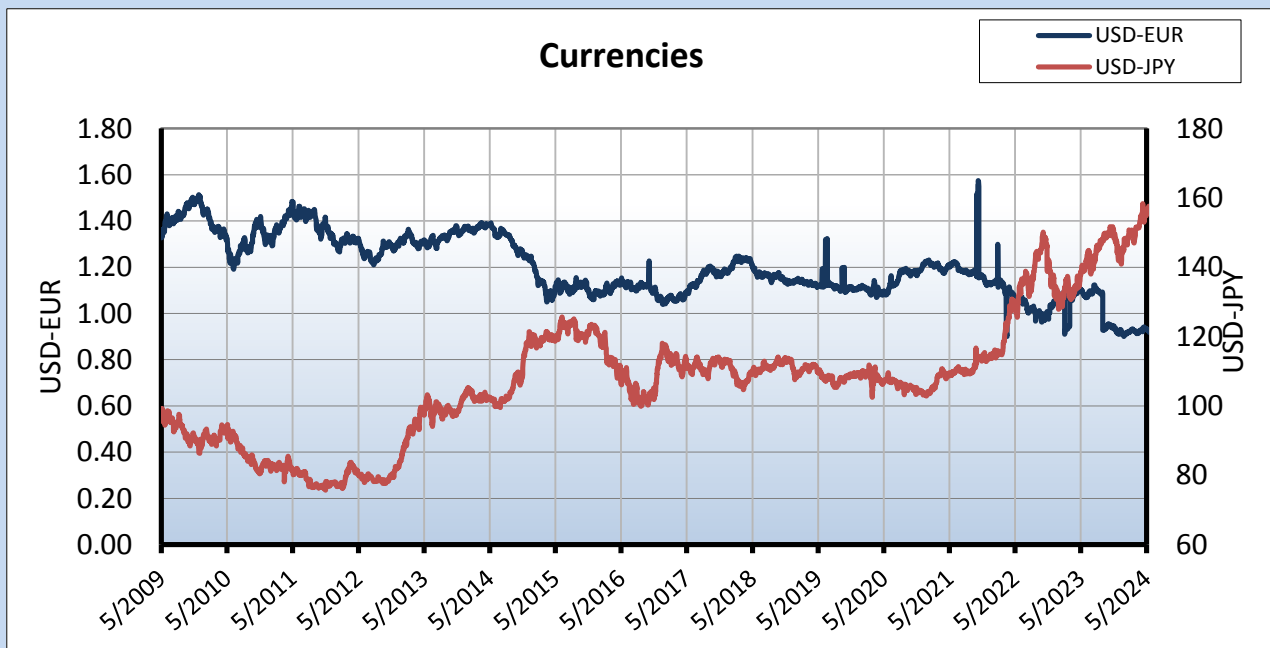
<i>TYPE</i>	<i>NAME</i>	<i>DWT</i>	<i>BLT</i>	<i>LDT</i>	<i>PRICE \$/LDT</i>	<i>COMMENTS</i>
BULK	NEW COURAGE	9,433	1994	4,426	545	-
TANK	FPSO CAPIXABA	273,206	1974	-	-	-
TANK	TA'KUNTAH	357,632	1978	-	-	-
GAS	YK SOVEREIGN	72,202	1994	-	620	-
REEF	VIVA 106	4,183	1982	-	-	-
CONT	JI YUAN	8,703	1994	4,477	-	-
CONT	UNI-ASSURE	15,511	1999	-	373	-
BULK	ANDHIKA NARESWARI	71,290	1996	10,346	515	-

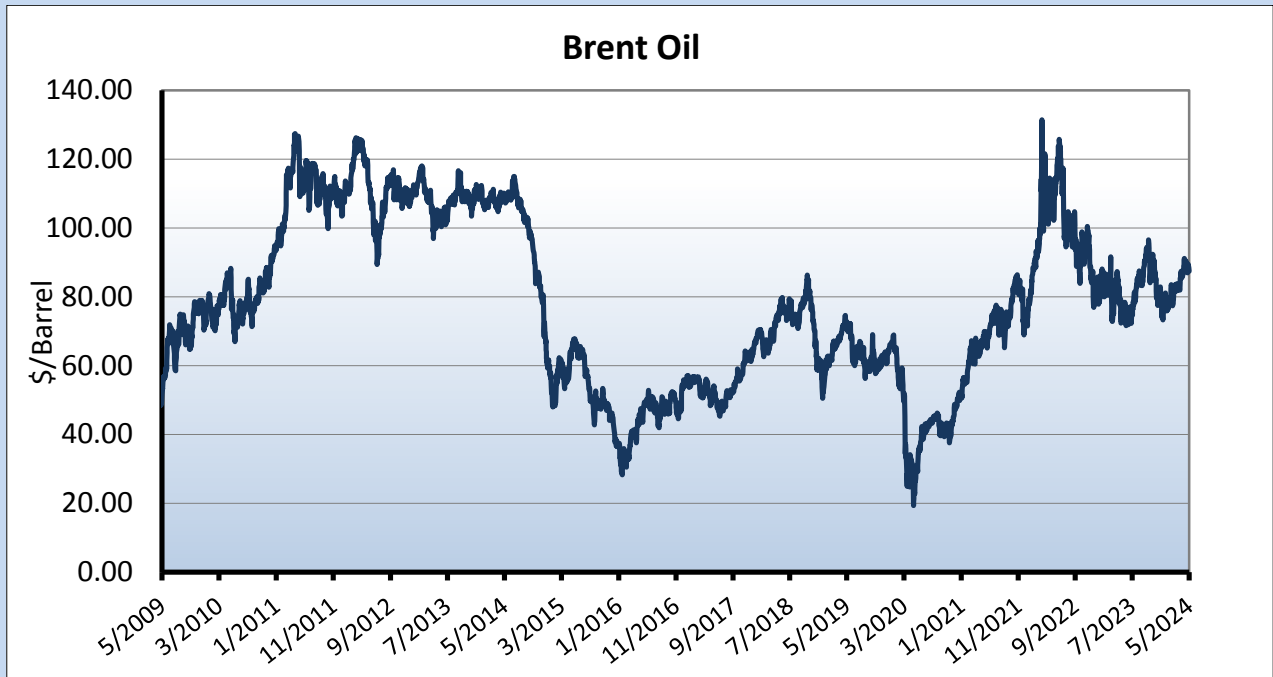
# HISTORICAL BUNKER PRICES



	HISTORICAL BUNKER PRICES					
	Rotterdam		Fujairah		Houston	
	380 cst	MGO	380 cst	MGO	380 cst	MGO
2003	151	230.4	166.3	265.2	160.2	265.1
2004	154	313.4	176.7	359.3	167.3	328.7
2005	236	458.4	256.6	500.1	248.3	508.5
2006	195	524.1	310.9	631.8	303	562.3
2007	347	571.3	373.7	664.7	351.8	608.6
2008	469	850.7	509.4	1037.7	496.8	933.2
2009	355	490.6	372.8	657	360.7	525
2010	452	667.1	468.2	712.9	449.3	683
2011	548	848.6	587.5	897.5	542.1	862.4
2012	585	920	606	1005	610	1005
2013	585	920	620	1010	580	985
2014	310	570	350	880	315	695
2015	140	311	170	560	140	360
2016	307	472	340	546	310	525
2017	367	579	376	627.5	356	612
2018	315	490	335	732	362	567
2019	290.4	607.2	290.3	760.3	342	647.8
2020	302	426	312	474	296	461.75
2021	442.5	677	463	782	449	661.5
2022	390	908	388	1162	399	988.50
2023	449	766	415	902	449	778
31-05-24	475	732	509	840	492	762

**MARKET INDICATORS**





	<b>GBP</b>	<b>CAD</b>	<b>EUR</b>	<b>JPY</b>	<b>CHF</b>	<b>USD</b>	<b>AUD</b>
<b>GBP</b>	1	0.5767	0.8530	0.0050	0.8677	0.7860	0.5231
<b>CAD</b>	1.7341	1	1.4792	0.0087	1.5047	1.3631	0.9071
<b>EUR</b>	1.1723	0.6760	1	0.0059	1.0172	0.9214	0.6132
<b>JPY</b>	199.9135	115.2813	170.5440	1	173.5012	157.1400	104.5767
<b>CHF</b>	1.1522	0.5767	0.9830	0.0058	1	0.9057	0.6027
<b>USD</b>	1.2722	0.7336	1.0853	0.0064	1.1041	1	0.6655
<b>AUD</b>	1.9116	1.1024	1.6308	0.0096	1.6591	1.5026	1

\* 31/05/2024 values

**STOCK WATCH**

<b>NAME</b>	<b>TICKET</b>	<b>THIS MONTH*</b>	<b>LAST MONTH</b>	<b>CHANGE %</b>	<b>52w HIGH</b>	<b>52w LOW</b>
<b>Capital Product Partners</b>	<b>CPLP</b>	<b>17.71</b>	<b>15.78</b>	<b>12.23%</b>	<b>18.85</b>	<b>12.70</b>
<b>Diana Shipping Inc.</b>	<b>DSX</b>	<b>2.98</b>	<b>2.98</b>	<b>0.00%</b>	<b>4.16</b>	<b>2.81</b>
<b>Dynagas LNG Partners LP</b>	<b>DLNG</b>	<b>4.08</b>	<b>3.84</b>	<b>6.25%</b>	<b>4.24</b>	<b>2.27</b>
<b>Eagle Bulk Shipping Inc.</b>	<b>EGLE</b>	<b>62.60</b>	<b>62.60</b>	<b>0.00%</b>	<b>39.15</b>	<b>65.09</b>
<b>Euroseas Ltd.</b>	<b>ESEA</b>	<b>37.31</b>	<b>34.10</b>	<b>9.41%</b>	<b>42.29</b>	<b>19.71</b>
<b>Costamare Inc.</b>	<b>CMRE</b>	<b>15.64</b>	<b>11.91</b>	<b>31.32%</b>	<b>15.68</b>	<b>8.06</b>
<b>Navios Maritime Holdings</b>	<b>NM</b>	<b>6.00</b>	<b>4.25</b>	<b>41.18%</b>	<b>8.50</b>	<b>1.50</b>
<b>GasLog Ltd.</b>	<b>GLOG</b>	<b>25.70</b>	<b>26.00</b>	<b>-1.15%</b>	<b>28.63</b>	<b>22.91</b>
<b>Safe Bulkers Inc.</b>	<b>SB</b>	<b>5.64</b>	<b>5.14</b>	<b>9.73%</b>	<b>5.67</b>	<b>2.97</b>
<b>Star Bulk Carriers Corp.</b>	<b>SBLK</b>	<b>27.23</b>	<b>24.63</b>	<b>10.56%</b>	<b>27.47</b>	<b>16.57</b>
<b>Stealthgas Inc.</b>	<b>GASS</b>	<b>8.75</b>	<b>6.20</b>	<b>41.13%</b>	<b>8.78</b>	<b>3.04</b>
<b>TEN Inc.</b>	<b>TNP</b>	<b>31.01</b>	<b>25.73</b>	<b>20.52%</b>	<b>31.31</b>	<b>16.45</b>
<b>TOP Ships Inc.</b>	<b>TOPS</b>	<b>13.49</b>	<b>12.40</b>	<b>8.79%</b>	<b>18.97</b>	<b>5.51</b>
<b>Danaos Corporation</b>	<b>DAC</b>	<b>94.09</b>	<b>77.09</b>	<b>22.05%</b>	<b>94.73</b>	<b>60.06</b>

\* 31/05/2024 values

~~~~~

Disclaimer: Information and data that appear in this report have been obtained from various sources which are believed to be correct and reliable. However, Athenian Shipbrokers S.A. does not guarantee their accuracy or completeness and therefore cannot be held liable for any loss incurred as a result of reliance in any way whatsoever on the information contained herein.

Kind Regards,



**ATHENIAN SHIPBROKERS S.A.**