



ATHENIAN SHIPBROKERS S.A.

107-109, Vas. Pavlou Str., GR 166 73, Voula, Athens, Greece

Tel: +30 210 9659700 - Fax: +30 210 8996040

Email S & P : athenian@atheniansa.gr

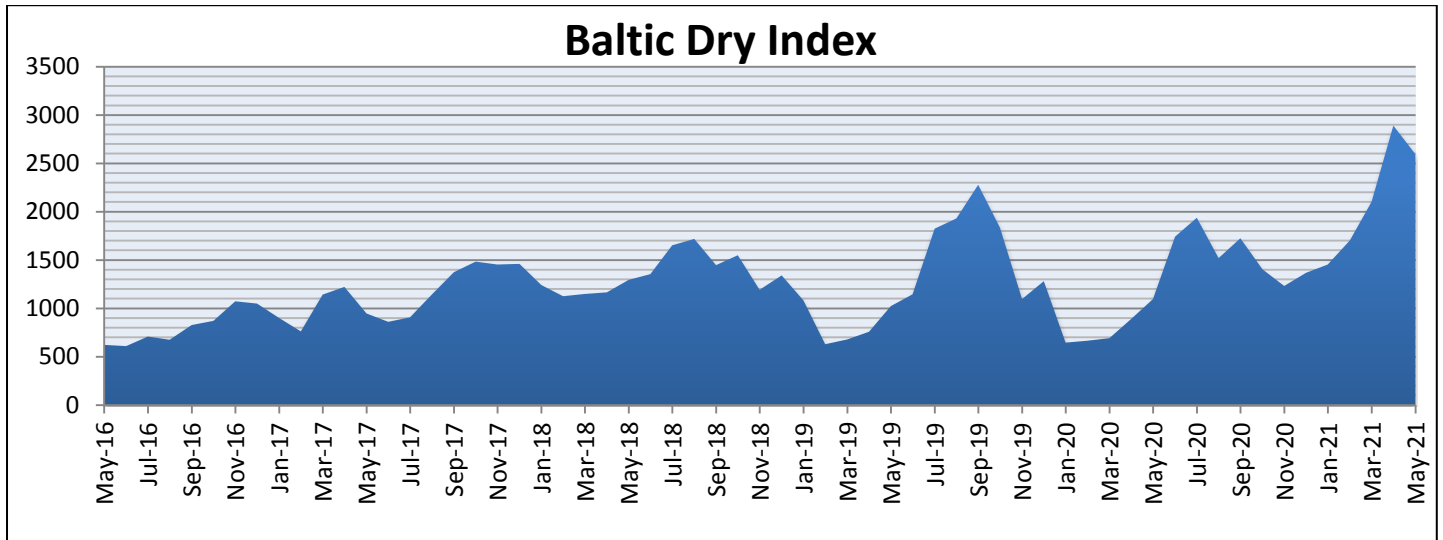
Email Chartering : chartering@atheniansa.gr

www.atheniansa.gr

May 2021

MONTHLY REPORT

Baltic Dry Index



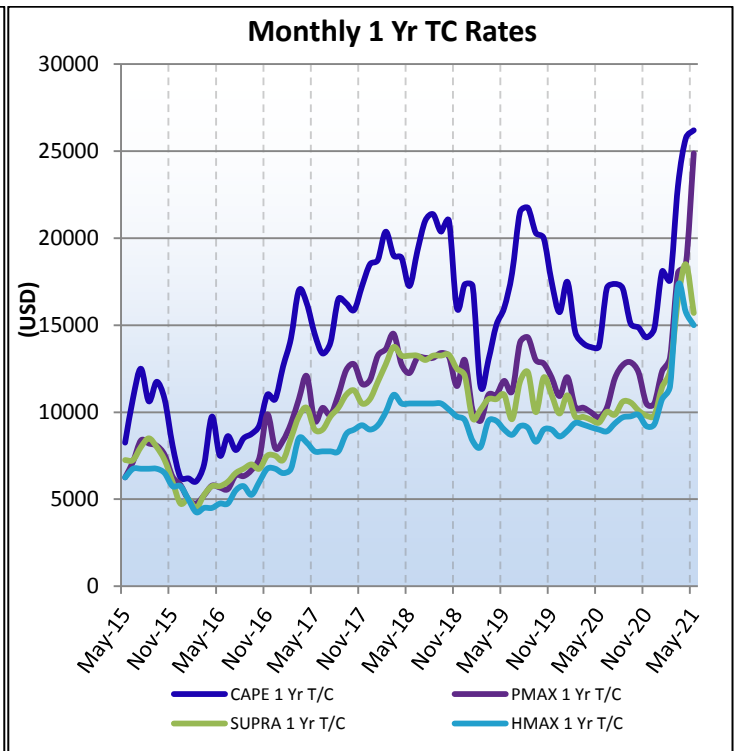
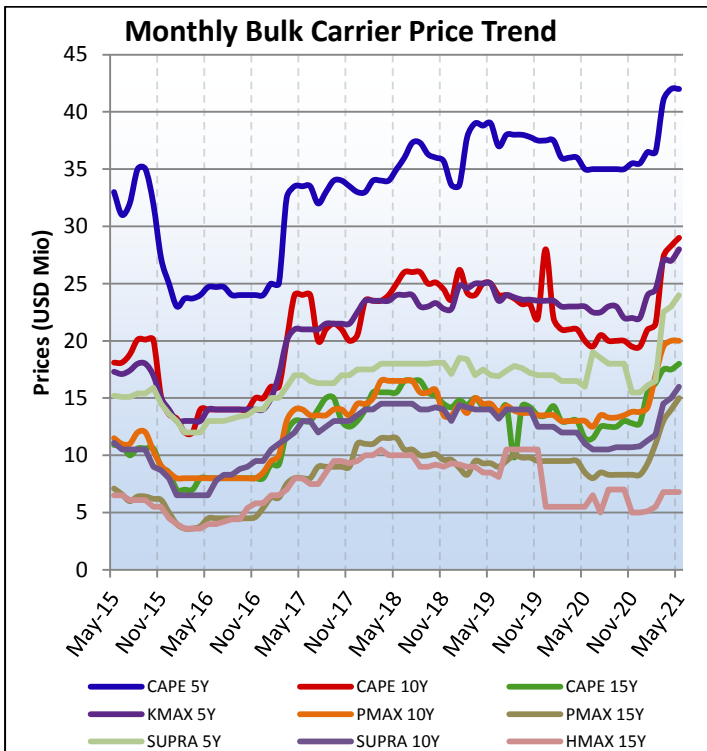
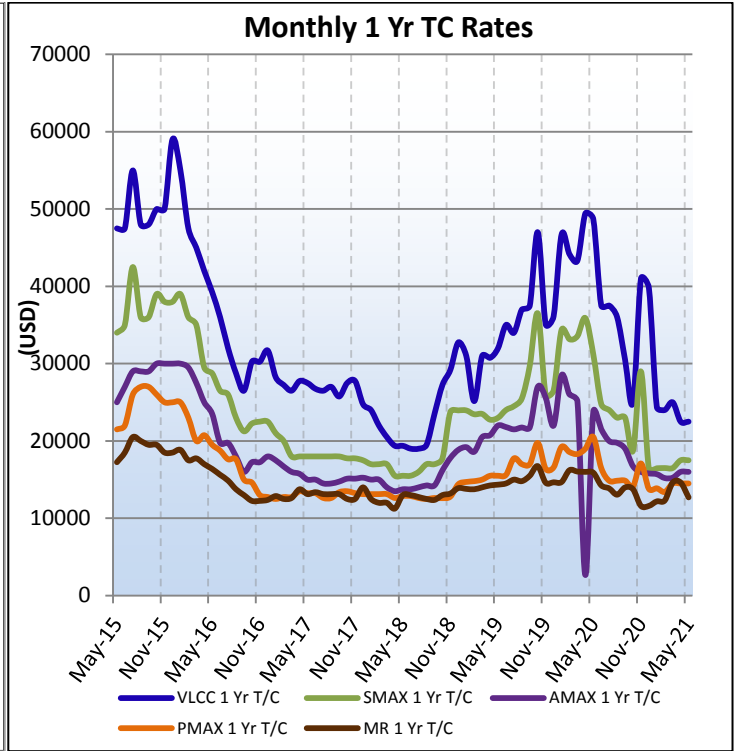
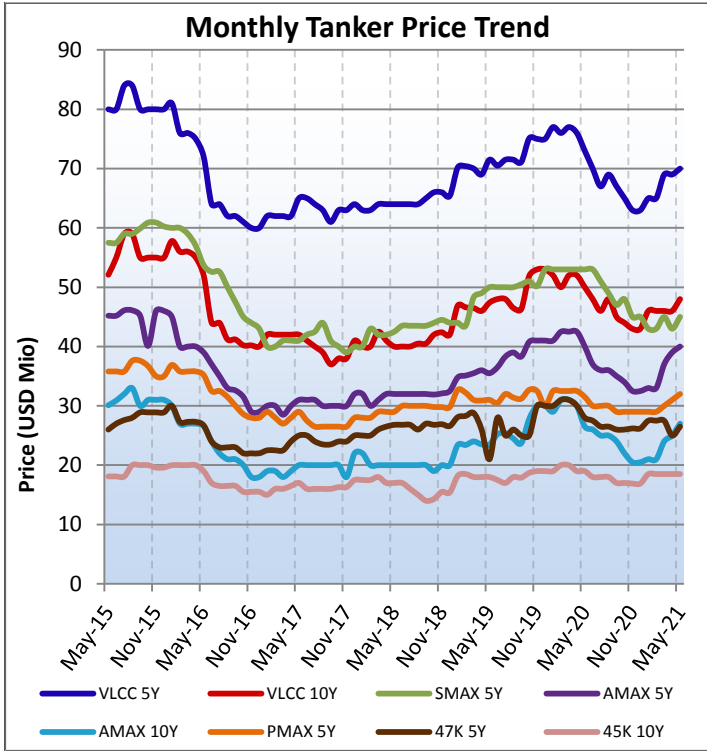
PRICES TANKERS (\$ MIO)

* Prices reflect Year's End	2015	2016	2017	2018	2019	2020	May-21
VLCC 5Y	80	60	64	63	75	63	70
VLCC 10Y	55	40	41	40	53	43	48
SUEZMAX 5Y	60	40	43	42	53	43	47.5
AFRAMAX 5Y	46	29	32	32	41	32.5	40
AFRAMAX 10Y	31	18	22	22	30	20.5	27
PANAMAX 5Y	35	28	28	28	30	29	32
47K 5Y	28.9	22	25	27.5	30	26	26.5
45K 10Y	19.6	15.5	17.5	16.5	19	17	18.5

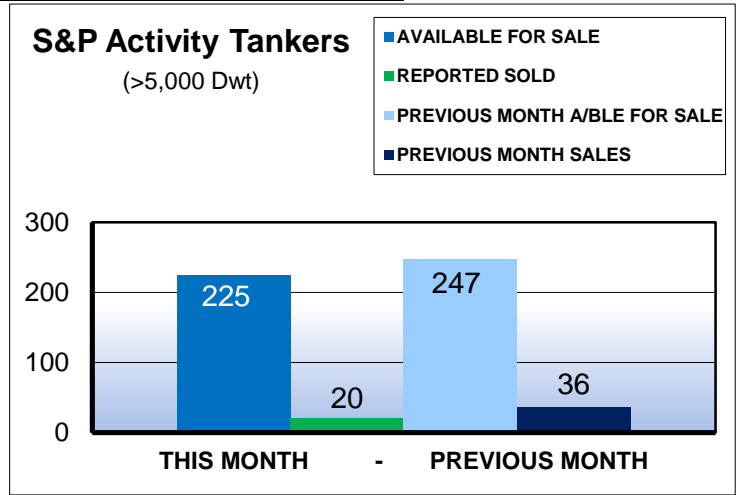
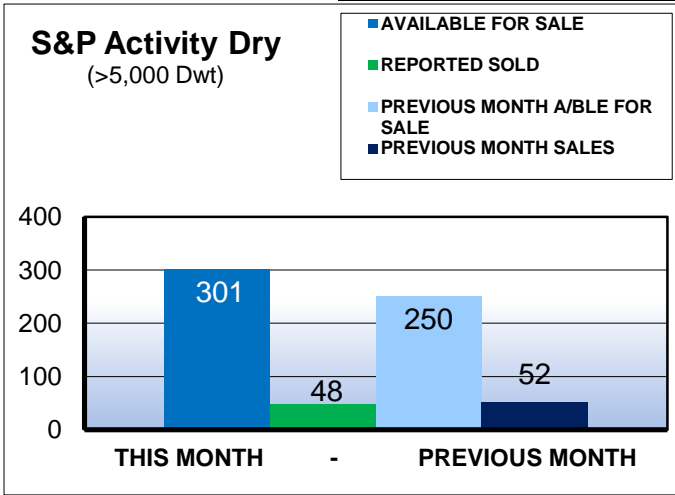
PRICES BULKERS (\$ MIO)

* Prices reflect Year's End	2015	2016	2017	2018	2019	2020	May-21
CAPE SIZE 5Y	25	24	33	33	37.5	35.5	42
CAPE SIZE 10Y	13.6	15	20.5	23.5	22	19.5	29
CAPE SIZE 15Y	8.5	8	13	14	13.5	12.8	18
KAMSARMAX 5Y	14	14	22.5	23.5	23.5	22	28
KAMSARMAX 10Y	8.5	8.5	14.5	14.5	13.5	12.7	20
PANAMAX 15Y	5	5.4	11	9	9.5	8.3	15
PANAMAX 20Y	3.6	3.6	6.5	6.5	6	5.7	8
SUPRAMAX 5Y	13.6	14	17.5	18	17	15.5	24
SUPRAMAX 10Y	8	9.5	13.5	14	12.5	10.8	16
HANDYMAX 15Y	4.5	5.8	9.5	10.5	5.5	5	6.8
HANDYMAX 20Y	3.5	2.8	6.5	6.5	4.5	4.2	5.2

SECOND HAND SALES & CHARTER FIXTURE TRENDS

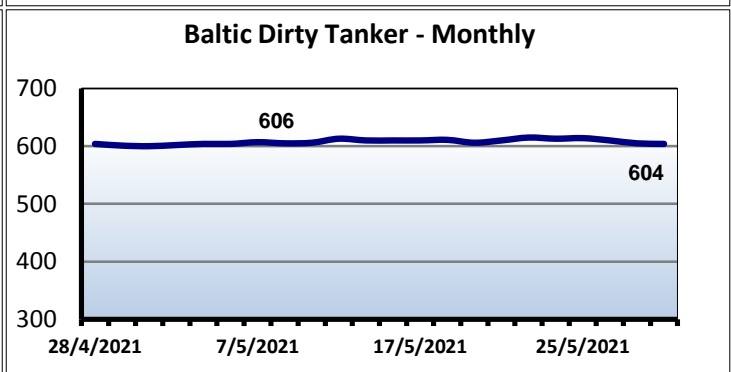
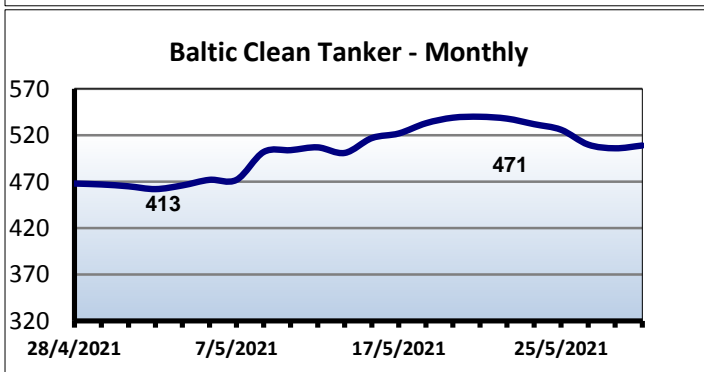
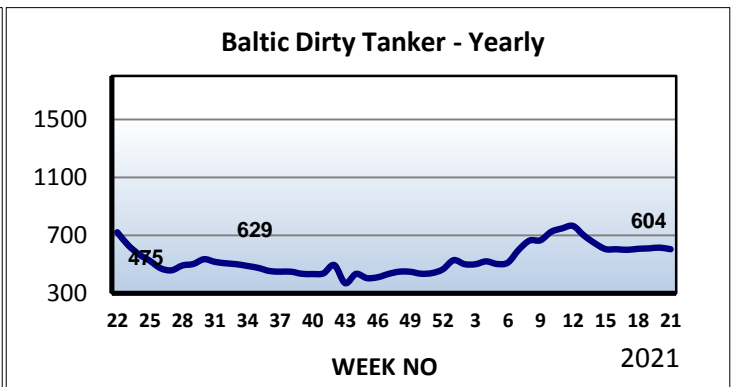
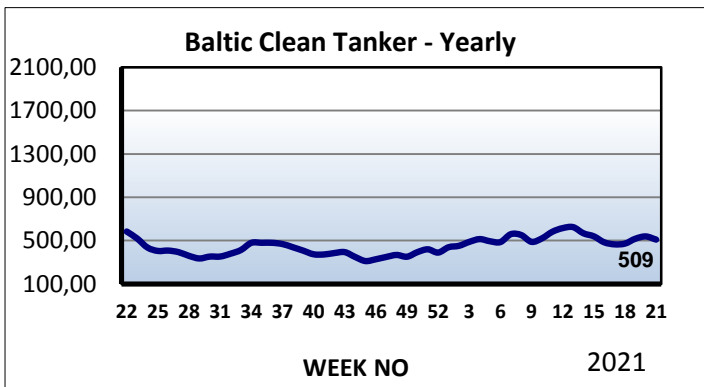


SECOND HAND TONNAGE MARKET



*Excluding demolition sales

Sale and Purchase Market							
Ship Type	Dec-20	Jan-21	Feb-21	Mar-21	Apr-21	May-21	Total
BULK	73	66	92	86	52	48	417
TANK	51	30	31	37	36	20	205
GAS	4	3	2	5	2	1	17
CONT	31	20	43	32	23	21	170
TWEEN/MPP	0	0	0	0	0	1	1
REEF	0	0	0	0	0	0	0
RORO	1	2	0	0	0	0	3
FERRY	0	0	0	0	0	0	0
CRUISE	2	3	0	0	0	0	5
Total	162	124	168	168	113	91	818



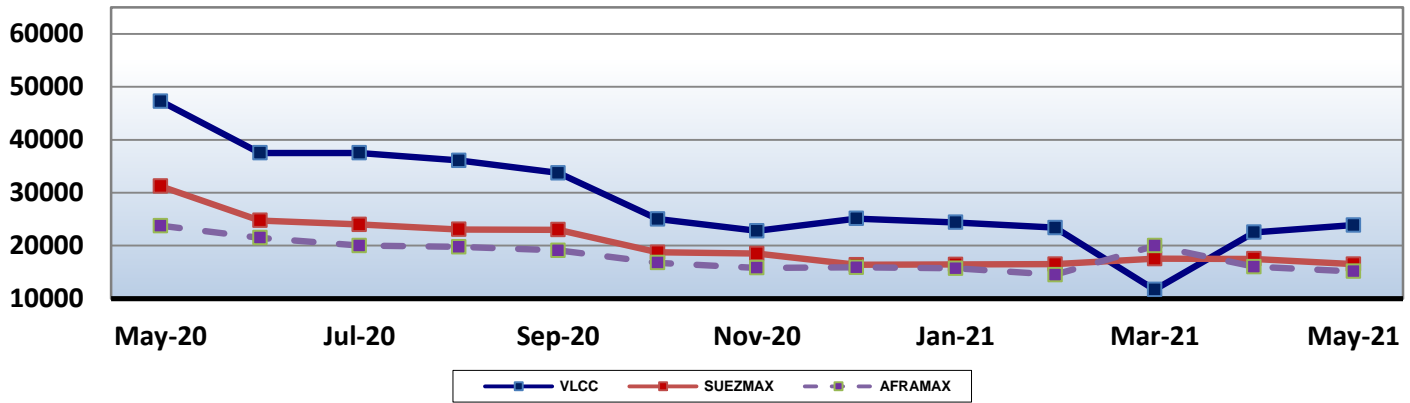
TANKER SALES

<i>NAME</i>	<i>DWT</i>	<i>BLT</i>		<i>PRICE \$ (MIO)</i>	<i>BUYER</i>
SOFIE THERESA	3418	2004	TURKEY	3.5	ENBLOC BSS ▼
SUSANNE THERESA	3464	2006	TURKEY	2.6	NRP (BBB BSS)
MARINOULA	44990	2000	CROATIA	5.5	MIDDLE EASTERN
SETO EXPRESS	47999	2007	JAPAN	10.5	UNDISCLOSED
MAERSK MIYAJIMA	48020	2011	JAPAN	16.4	VIETNAM TANKER CO
MR ARIES	49998	2009	CHINA	15	HAYFIN CAPITAL
LR2 PIONEER	99997	2008	JAPAN	62.5	ENBLOC BSS ▼
LR2 POLARIS	99997	2008	JAPAN	-	CASTOR MARITIME
LR2 POSEIDON	109996	2009	JAPAN	-	(PRICE TOTAL)
CAPRICORN VOYAGER	104611	2007	KOREA	16.5	BRAVE MARITIME
STAVANGER BLOSSOM	105641	2007	JAPAN	17.7	UNDISCLOSED
FOLEGANDROS	109896	2019	CHINA	-	CASTOR MARITIME
STI JERMYN	109999	2016	KOREA	57.4	ENBLOC BSS ▼
STI GRACE	109999	2016	KOREA	-	CSSC SHPG LEASING (BSS BBB)
EUROFAITH	151693	2004	KOREA	18	MIDDLE EASTERN
SKS SPEY	158843	2007	KOREA	24	FGAS PETROL CO LTD
SMITI	281396	2005	JAPAN	31.5	CHINESE
STARLIGHT VENTURE	291768	2004	KOREA	30.5	UNDISCLOSED

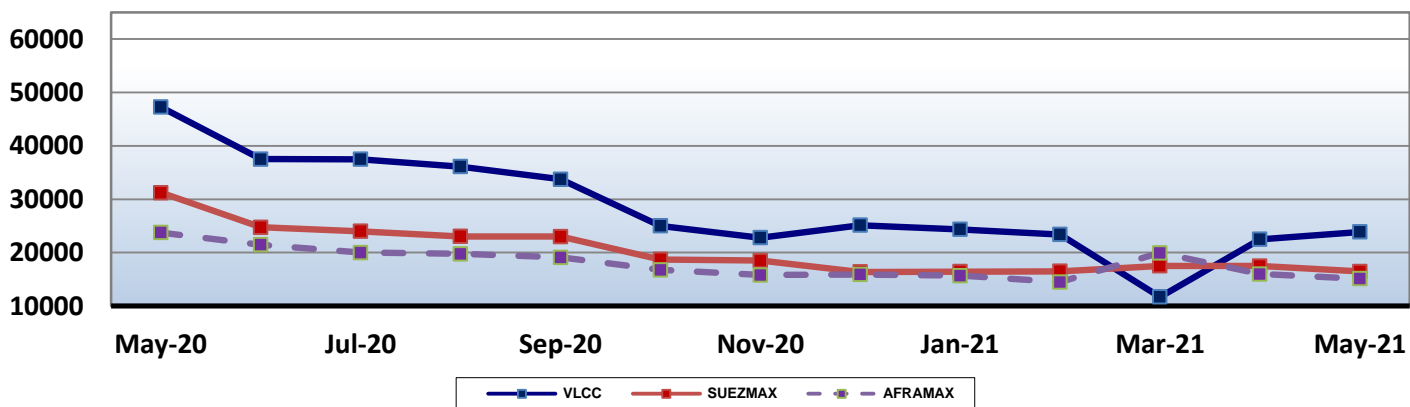
GAS SALES

<i>NAME</i>	<i>DWT</i>	<i>BLT</i>		<i>CBM</i>	<i>PRICE \$ (MIO)</i>	<i>BUYER</i>
GASCHEM HAMBURG	26599	2010	KOREA	34490		mitsui osk lines

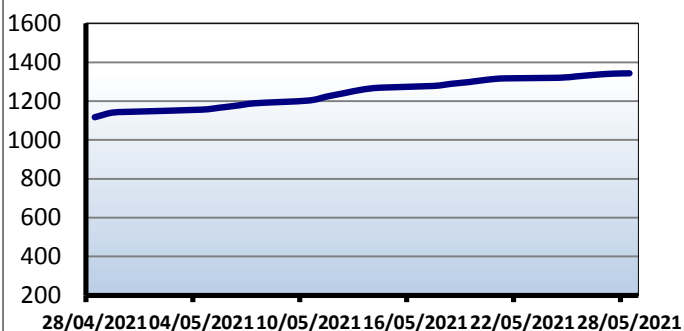
Spot Market - Tankers



Period Market - Tankers 1 Year T/C

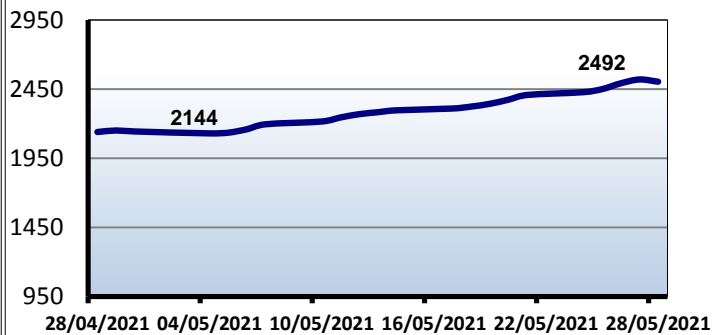


Baltic Handysize



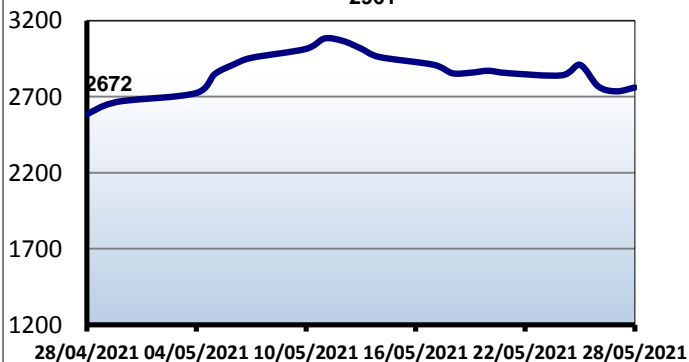
Baltic Supramax

1866

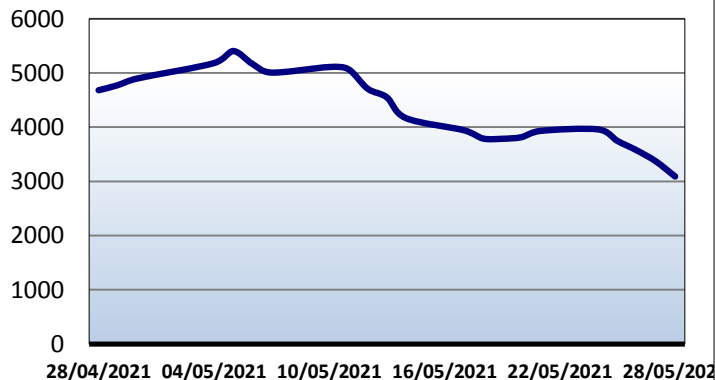


Baltic Panamax

2961

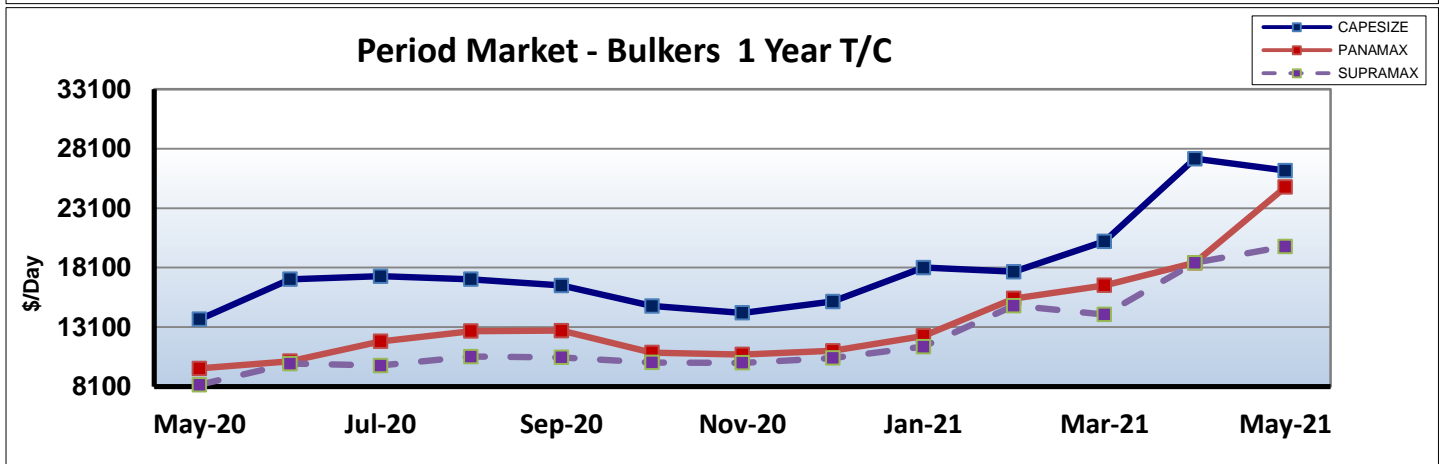
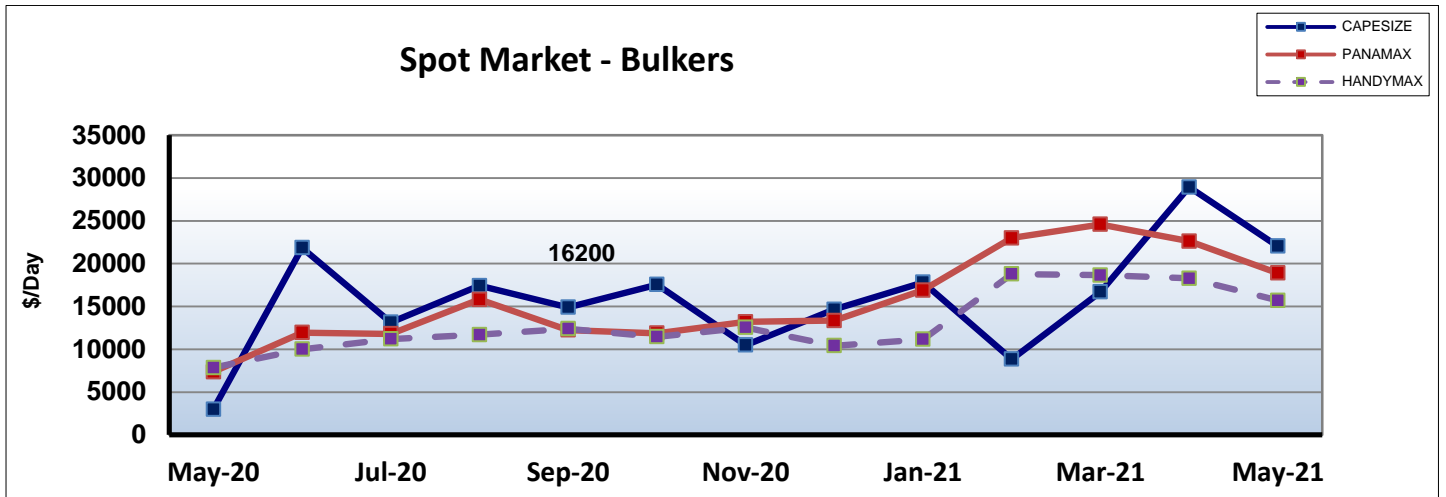


Baltic Capesize



BULKER SALES

NAME	DWT	BLT		GEAR	PRICE \$ (MIO)	BUYER
HAE JUNG	10623	1996	KOREA	-	3	SOUTH KOREAN
MAGNATE	18828	2004	JAPAN	3X30.5	4.6	CHINESE
CRYSTAL ISLAND	28228	2011	JAPAN	4X30.5	9.6	ENBLOC BSS ▼
LOVELAND ISLAND	28316	2010	JAPAN	4X30.5	9.2	UNDISCLOSED (PRICE EACH)
LEAP HEART	28383	2012	JAPAN	4X30.5	10	TAYLOR MARITIME
FORTUNE BAY	29092	2011	JAPAN	4X30.5	9.5	UNDISCLOSED
KOHINOOR	32309	2010	JAPAN	4X30.5	10.95	UNDISCLOSED
NEW GENERAL	35009	2011	JAPAN	4X30	13	UNDISCLOSED
SREDNA GORA	37302	2010	CHINA	4X30	11.85	GREEK
NORDCOLORADO	37976	2016	CHINA	4X30	18.05	TAYLOR MARITIME
NORDRUBICON	37985	2016	CHINA	4X30	18.28	TAYLOR MARITIME
SIDER SYROS	38013	2016	JAPAN	4X30	14.3	UNDISCLOSED
DRY BEAM NEO	38180	2019	JAPAN	4X30	24	UNDISCLOSED
BASIC RAINBOW	38468	2011	JAPAN	4X30	14.3	TAYLOR MARITIME
XING RU HAI	38858	2016	CHINA	4X30.5	16	ENBLOC BSS ▼
XING YI HAI	38898	2016	CHINA	4X30.5	16	UNDISCLOSED
XING RONG HAI	38947	2015	CHINA	4X30.5	16	(PRICE EACH)
XING ZUN HAI	38947	2015	CHINA	4X30.5	16	
FUSHUN	48224	1997	JAPAN	4X25	6.5	CHINESE
ORANGE ISLAND	50806	2010	JAPAN	4X30	13.5	CHINESE
C.S. DREAM	50780	2010	JAPAN	4X30.5	13.8	UNDISCLOSED
GREAT LEGEND	52385	2006	PHILLIPINES	4X30	11	ENBLOC BSS ▼
GREAT PRAISE	52424	2006	PHILLIPINES	4X30	11	UNDISCLOSED (PRICE EACH)
MAKIKI	52525	2006	PHILLIPINES	4X30	9.3	JINHUI SHPG TRANS
ZOE S	53054	2002	JAPAN	4X30	8	CHINESE
INDIGO TRAVELLER	55596	2011	JAPAN	4X30	15.8	TAYLOR MARITIME
HUA RONG 2	56439	2013	CHINA	4X36	-	UNDISCLOSED
PACIFIC HERO	58677	2012	JAPAN	4X30.5	18	TAYLOR MARITIME
NEO BEACHWOOD	61418	2011	JAPAN	4X30.7	16.7	UNDISCLOSED
GUO QIANG 8	63376	2018	CHINA	4X30	23	CHINESE
NEW EMPEROR	76585	2006	JAPAN	-	12	CHINESE
WISDOM DIVA	76606	2009	JAPAN	-	17.5	GREEK
FOUR COAL	76822	2014	KOREA	-	21	CHINESE
COUNTESS	79235	2014	CHINA	-	19	CHINESE
BW CANOLA	81344	2014	JAPAN	-	20.7	GERMAN
EMERALD STAR	81817	2014	PHILLIPINES	-	25	GREEK
IOANNA L	81837	2017	CHINA	-	29.5	GERMAN
PEAK PROTEUS	82158	2013	JAPAN	-	21	GREEK
JAIGARH	82166	2010	JAPAN	-	19	UNDISCLOSED
TANGERINE ISLAND	82265	2012	JAPAN	-	21	GREEK
SPRING AEOLIAN	83478	2012	JAPAN	-	21.3	GREEK
LOWLANDS ORCHID	176193	2005	JAPAN	-	15	CHINESE
TIGER SHANDONG	180091	2011	CHINA	-	23.31	GREEK
AUSTRALIA MARU	181415	2012	JAPAN	-	33.5	GREEK



CONTAINER SALES

NAME	DWT	BLT	GEAR	TEU	PRICE \$ (MIO)	BUYER
LANTAU ARROW	14901	2001 KOREA	-	1216	6	ENBLOC BSS ▼
LANTAU ACE	15315	2001 KOREA	-	1216	6	UNDISCLOSED (PRICE EACH)
HSL AQUA	15204	2009 JAPAN	-	1060	9	STAROCEAN MARINE
KANWAY GALAXY	24386	1997 JAPAN	3X40	1613	6.2	CHINESE
SAN ANDRES	28156	2008 KOREA	3X45	1819	-	ENBLOC BSS ▼
SAN PALLISTER	28219	2007 KOREA	3X45	1819	-	CONBULK SHIPPING
ST GREEN	33417	2011 JAPAN	-	2535	22.5	SINOKOR MERCHANT
BSL CAPE TOWN	34295	2003 KOREA	4X40	2556	-	ENBLOC BSS ▼
BSL LIMASSOL	34554	2002 GEORGIA	3X45	2496	-	CELSIUS SHIPPING
NORDMAPLE	35036	2018 CHINA	3X45	2506	32.5	MARFRET
HANSA AMERICA	47068	2014 CHINA	4X45	3635	30.5	MAERSK AS
NAVIOS DEDICATION	50596	2008 CHINA	-	4250	34.5	OMAN SHIPPING CO
ARGUELLO	51314	2009 KOREA	-	4228	37.5	SM LINE
ZHONG GU GUANG DONG	53874	2008 KOREA	-	4294	-	UNDISCLOSED
ZHONG GU GUANG XI	53874	2008 KOREA	-	4294	-	UNDISCLOSED
YANGTZE SHANGHAI	63866	2020 CHINA	-	5300	-	SFL CORP
VENETIKO	67009	2003 JAPAN	-	5928	-	EUROPEAN
ZHONG GU ZHEJIANG	68150	2004 KOREA	-	5060	-	UNDISCLOSED
ZHONG GU HE BEI	68483	2006 KOREA	-	5089	-	UNDISCLOSED
UASC JIFAR	112160	2014 KOREA	-	9034	101	ENBLOC BSS ▼
UASC TABUK	112171	2014 KOREA	-	9034	101	MSC (PRICE EACH)

Ro-Pax / Fast Ferries SALES

<i>NAME</i>	<i>GT</i>	<i>BLT</i>	<i>Pax</i>	<i>PRICE \$ (MIO)</i>	<i>BUYER</i>
-	-	-	-	-	-

CRUISE SALES

<i>NAME</i>	<i>GT</i>	<i>BLT</i>	<i>Pax</i>	<i>PRICE \$ (MIO)</i>	<i>BUYER</i>
-	-	-	-	-	-

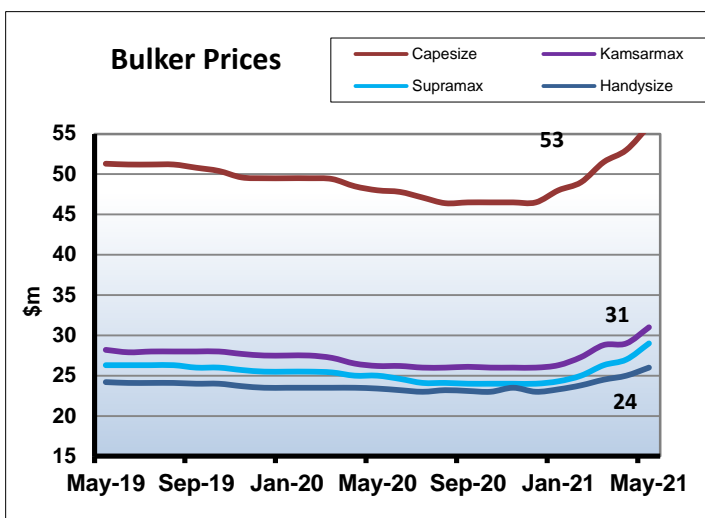
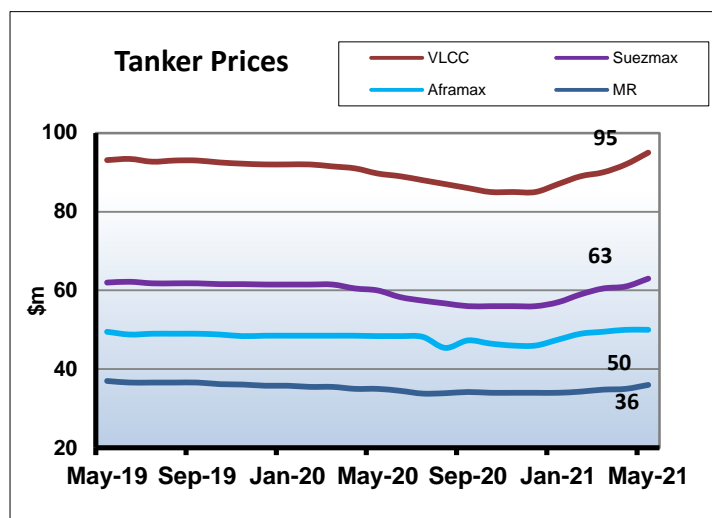
Ro-Ro SALES

<i>NAME</i>	<i>GT</i>	<i>BLT</i>	<i>Pax</i>	<i>PRICE \$ (MIO)</i>	<i>BUYER</i>
-	-	-	-	-	-

OFFSHORE SALES

<i>NAME</i>	<i>GT</i>	<i>BLT</i>	<i>BOLL. PULL</i>	<i>PRICE \$ (MIO)</i>	<i>BUYER</i>
DURGA DEVI	2177	2010 INDIA	-	-	PDE OFFSHORE
LEWEK EBONY	1623	2007 CHINA	-	-	UNDISCLOSED
MAIRMAID					
VANTAGE	1678	2009 CHINA	-	2.25	ENBLOC BSS ▼
MERMAID VOYAGER	1678	2009 CHINA	-	-	HADUCO (PRICE TOTAL)
TANJUNG PUTERI 2	1669	2008 MALAYSIA	-	1	CHINESE
TANJUNG HUMA	1601	2005 MALAYSIA	-	1	CHINESE
FAR SPLENDOUR	2542	2003 NORWAY	-	-	NORTHERN SURVEY APS
GSP PHOENIX	5448	2006 CHINA	-	-	UNDISCLOSED
FAR STRAIT	3069	2006 ROMANIA	178	-	BAKKAFROST
LEWEK FULMAR	6776	2011 SINGAPORE	-	-	UNDISCLOSED

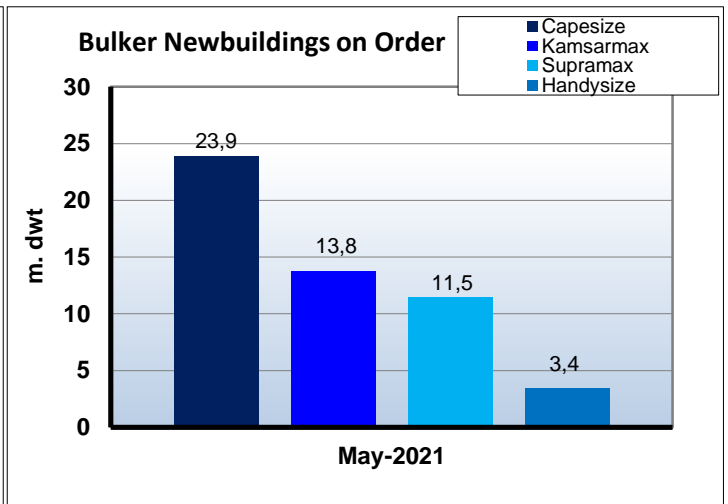
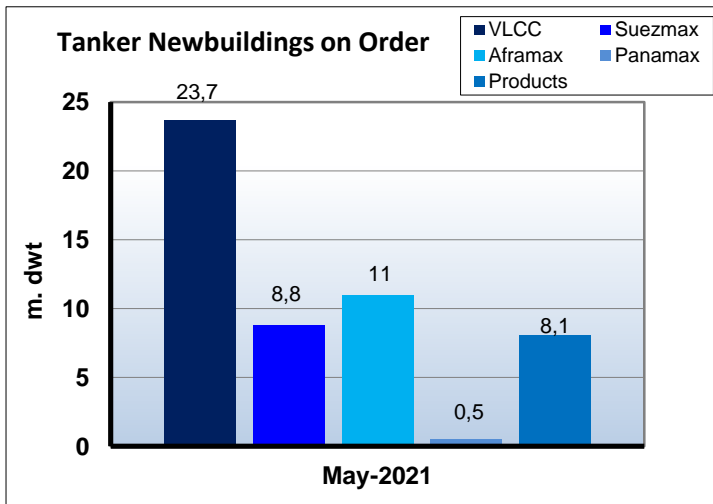
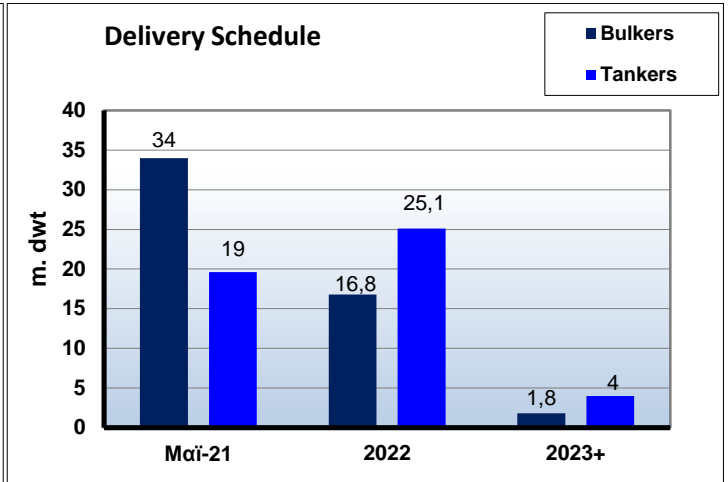
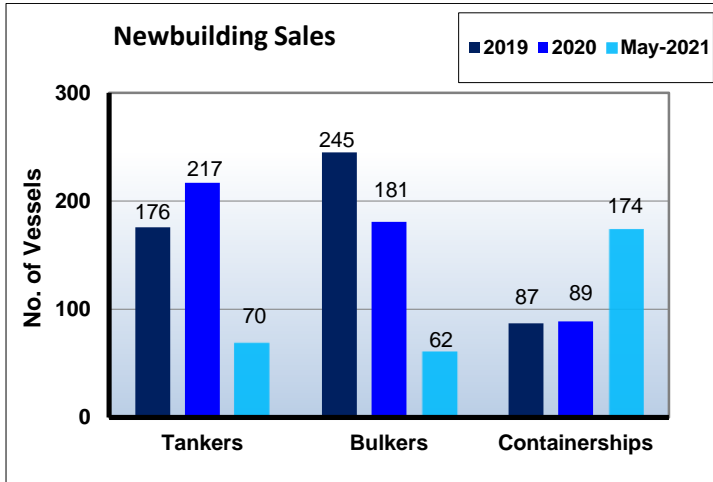
NEW BUILDING MARKET AND REPORTED CONTRACTS



Dry Bulk Orderbook					
Ship Type	2021	2022	2023+		Total
Capesize	83	36	4		123
Kamsarmax	128	44	6		178
Supra/Hmax	125	73	0		198
Handies	97	25	4		126
Total	433	176	14		625

Tanker Orderbook					
Ship Type	2021	2022	2023+		Total
ULCC/VLCC	35	36	12		83
Suezmax	28	31	2		61
Aframax	61	33	12		106
Panamax	8	2	0		10
MR + Small	150	65	8		223
Total	282	167	34		483

LPG Orderbook					
Ship Type	2021	2022	2023+		Total
VLGC	26	16	6		48
LGC	0	0	0		0
MR	7	15	16		39
Handy	8	6	0		14
Small	15	0	0		15
Total	56	37	17		116



DWT in Thousands	Newbuilding Historical Prices (\$m)													
	May-21	2020	2019	2018	2017	2016	2015	2014	2010	2005	2000	1995	1990	1985
Tankers														
320 DWT ¹	95	85.5	95.6	92.4	81.5	84.5	93.7	97.3	104.8	120	76.5	85.3	87.4	² 38.2
170 DWT ¹	64	57	71.7	60.6	55	54.5	63	65.5	66.3	71.5	52.5	54	66.1	² 28.2
115 DWT ¹	50	46.5	55.1	48.1	44	44.5	52	53.6	56	58	41.5	43.3	53.2	² 18.1
50 DWT ¹	36	34	38.8	36.7	33.8	32.5	35.4	36.8	36.1	43	29.5	33.2	³ 32.1	³ 13.3
Bulkers														
185 DWT ¹	56	46.5	51.8	50.4	44	42	46	54.2	57.2	58.5	40.5	42.3	60.2	29.3
83 DWT ¹ ♦	30	26	30.6	28.1	25.5	24.5	25.7	29	34.3	36	22.5	27.9	30	13.4
64 DWT♦	28	24	27.4	26.2	24	22.3	24.1	27.2	31.1	31	20.5	24.1	25.3	12.4
35 DWT♦	24	23	22.6	23.9	22	19.5	20.3	22.8	26.3	25.5	15	19.2	21.3	9.7

¹ Before 2001 sizes to read 280,000 - 140,000 - 95,000 - 40,000 respectively for tankers and 150,000 - 69,000 for Bulkers ² Single Hull
³ 30,000 DWT ♦Prior 2017 to read 73 – 76k dwt, 45k dwt & 30k dwt
 (note: above is for vessels built Japan / Korea, you should also consider US\$ / Yen / Won relation for the years mentioned)

Newbuilding Orders

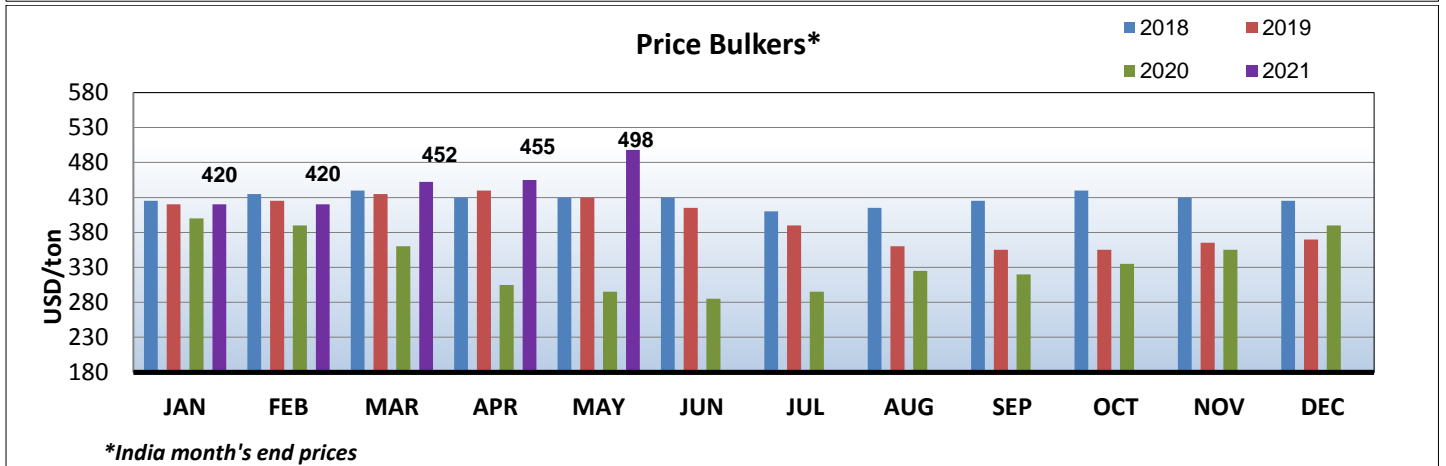
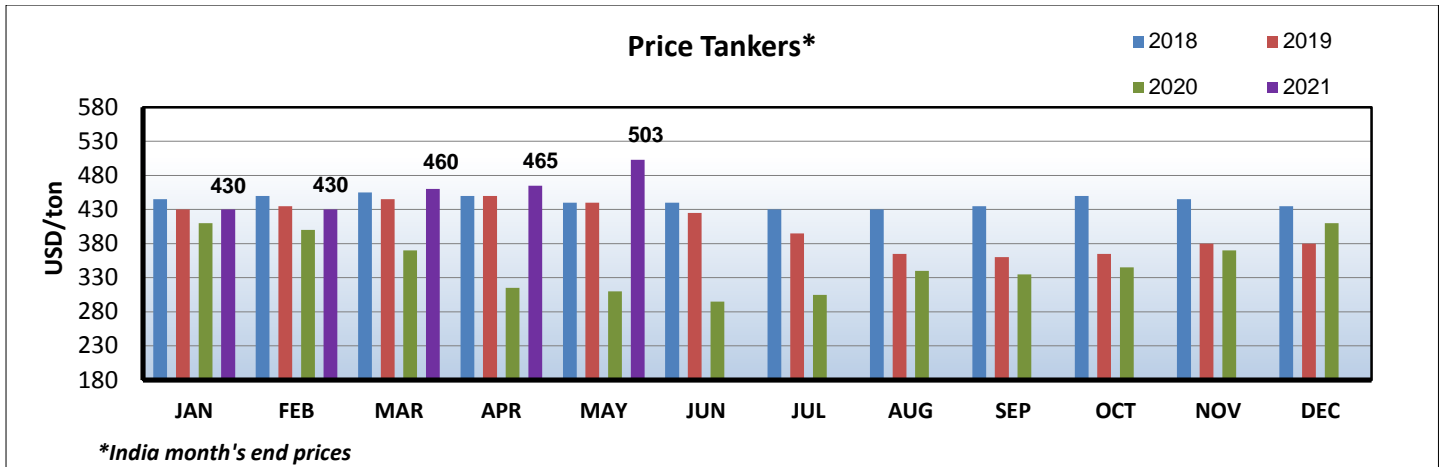
TYPE	DWT	BUILDER	DELIVERY	PRICE \$	OWNER	NOTES
Bulk	210000	New Times SB	2023		Eastern Pacific Shpg	
Bulk	210000	New Times SB	2024		Eastern Pacific Shpg	
Bulk	210000	New Times SB	2024		Eastern Pacific Shpg	
Bulk	210000	New Times SB	2024		Eastern Pacific Shpg	Option
Bulk	210000	New Times SB	2024		Eastern Pacific Shpg	Option
Bulk	210000	New Times SB	2024		Eastern Pacific Shpg	Option
Container	80000	Dalian Shipbuilding	2023		Asiatic Lloyd	
Container	80000	Dalian Shipbuilding	2023		Asiatic Lloyd	
Container	80000	Dalian Shipbuilding	2024		Asiatic Lloyd	Option
Container	80000	Dalian Shipbuilding	2024		Asiatic Lloyd	Option
Container	37000	Huangpu Wenchong	2023		Cyprus Green World	
Container	37000	Huangpu Wenchong	2023		Cyprus Green World	
Container	37000	Huangpu Wenchong	2023		Cyprus Green World	Option
Container	37000	Huangpu Wenchong	2023		Cyprus Green World	Option
Container	24000	Huangpu Wenchong	2023		Cyprus Green World	
Container	24000	Huangpu Wenchong	2023		Cyprus Green World	
Container	24000	Huangpu Wenchong	2023		Cyprus Green World	Option
Container	24000	Huangpu Wenchong	2023		Cyprus Green World	
LNG	96000	Hyundai Samho HI	2023	189.50	Unknown	
Bulk	82000	COSCO HI (Yangzhou)	2023	27.70	CDB Leasing	
Bulk	82000	COSCO HI (Yangzhou)	2023	27.70	CDB Leasing	
Bulk	82000	COSCO HI (Yangzhou)	2023	27.70	CDB Leasing	
Bulk	82000	COSCO HI (Yangzhou)	2023	27.70	CDB Leasing	
LPG	55000	Hyundai HI (Ulsan)	Jan 2023	81.80	KSS Line	
LPG	55000	Hyundai HI (Ulsan)	Feb 2023	81.80	KSS Line	
Bulk	87000	Unknown Japan	Feb 2023		Safe Bulkers	
Bulk	87000	Unknown Japan	May 2023		Safe Bulkers	
LNG & Oil Bunker	5300	Nantong CIMC SOE	Jun 2023		Fratelli Cosulich	
LNG & Oil Bunker	5300	Nantong CIMC SOE	2023		Fratelli Cosulich	Option
Container	160000	Dalian Shipbuilding	2024		Minsheng Financial	
Container	160000	Dalian Shipbuilding	2024		Minsheng Financial	
FPSO	150000	Hyundai HI (Ulsan)	Dec 2024		Petrobras	
Bulk	210000	Beihai Shipyard	Jul 2023	58.50	Chinesse Maritime Transport	
Bulk	210000	Beihai Shipyard	Sep 2023	58.50	Chinesse Maritime Transport	
Chem & Oil	6600	CMJL (Yangzhou)	Jun 2023		John T. Essberger	
Chem & Oil	6600	CMJL (Yangzhou)	Aug 2023		John T. Essberger	
Chem & Oil	6600	CMJL (Yangzhou)	Oct 2023		John T. Essberger	
Chem & Oil	6600	CMJL (Yangzhou)	Dec 2023		John T. Essberger	
Chem & Oil	6600	CMJL (Yangzhou)	2024		John T. Essberger	Option
Chem & Oil	6600	CMJL (Yangzhou)	2024		John T. Essberger	Option
Chem & Oil	6600	CMJL (Yangzhou)	2024		John T. Essberger	Option
Chem & Oil	6600	CMJL (Yangzhou)	2024		John T. Essberger	Option
Bulk	210000	Beihai Shipyard	Aug 2023		U-Ming Marine	
Bulk	210000	Beihai Shipyard	Nov 2023		U-Ming Marine	
Chem & Oil	49600	GSI Nansha	2023		Hengyi Petrochemical	
Chem & Oil	49600	GSI Nansha	2023		Hengyi Petrochemical	
Chem & Oil	49600	GSI Nansha	2023		Hengyi Petrochemical	
Chem & Oil	49600	GSI Nansha	2023		Hengyi Petrochemical	
Chem & Oil	49600	GSI Nansha	2023		Hengyi Petrochemical	
Chem & Oil	49600	GSI Nansha	2023		Hengyi Petrochemical	
Chem & Oil	49600	GSI Nansha	2024		Hengyi Petrochemical	
Chem & Oil	49600	GSI Nansha	2024		Hengyi Petrochemical	
Container	22000	Hyundai Mipo	Jul 2022		Sinokor Merchant	
Container	22000	Hyundai Mipo	Sep 2022		Sinokor Merchant	
Container	22000	Hyundai Mipo	Oct 2022		Sinokor Merchant	

DEMOLITION MARKET

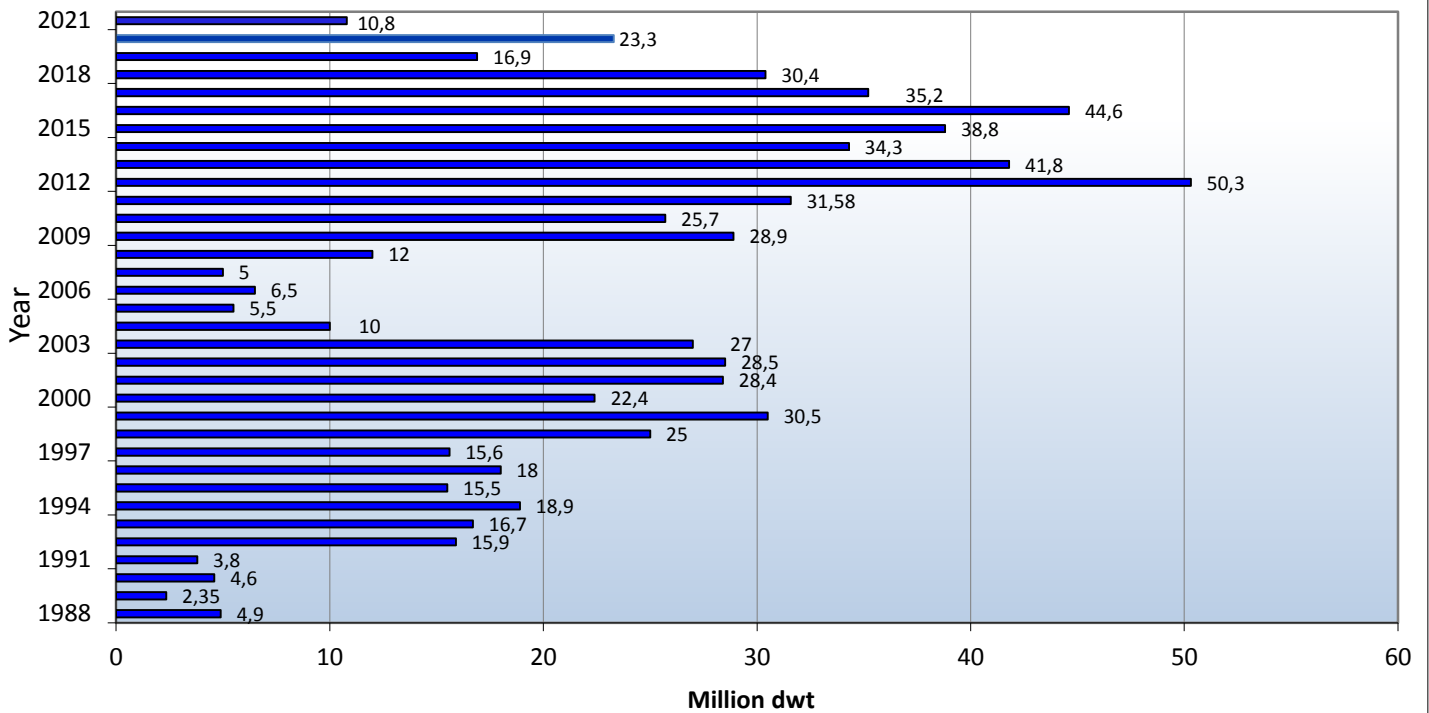
* MONTH'S END PRICES

Demolition Prices		
	Gen Cargo	Tanker
India	USD 498/lt Ldt	USD 503/lt Ldt
Bangladesh	USD 535/lt Ldt	USD 545/lt Ldt
Pakistan	USD 525/lt Ldt	USD 538/lt Ldt
Turkey	USD 290/lt Ldt	USD 310/lt Ldt

Demolition Historical Data

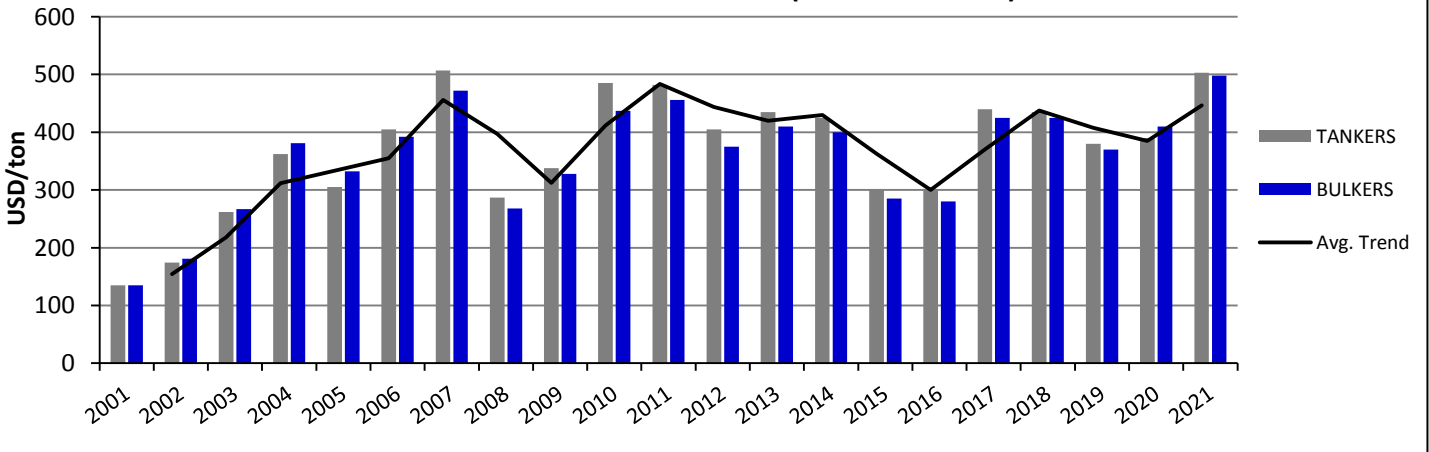


Total Demolition (Dwt)



* Bss reported sales

Historical Demolition Prices (India Year's End)



HISTORICAL DEMOLITION PRICES (*Indian Year's End)

	2003	2004	2005	2006	2007	2008	2009	2010	2011	2012	2013	2014	2015	2016	2017	2018	2019	2020	CURR
TANK	262	362	302	405	507	287	338	485	482	405	435	425	300	300	440	435	380	410	503
BULK	267	381	332	392	472	268	328	437	456	375	410	400	285	280	425	425	370	390	498

India

<i>TYPE</i>	<i>NAME</i>	<i>DWT</i>	<i>BLT</i>	<i>LDT</i>	<i>PRICE \$/LDT</i>	<i>COMMENTS</i>
OFFSH	PELAFIGUE	3032	2009	-	-	-
REEF	CHINA FROST	5409	1985	3431	502	-
TANK	GULF GLOW III	8837	1988	2712	-	-
REEF	ICE RANGER	14572	1985	6928	502	-
RORO	ALBARAKA 5	6017	1984	6669	-	-
PASS	LEISURE WORLD	2227	1969	-	-	-
TANK	SAKURA	19365	1998	-	-	-
TANK	FALCON	19998	1996	6695	750	-
BULK	TEXAS ENTEPRISE	36414	1981	7646	-	-
TANK	ASOV SEA	47363	1998	9755	535	-
TANK	CAVALIER	47629	1995	9606	570	-

Bangladesh

<i>TYPE</i>	<i>NAME</i>	<i>DWT</i>	<i>BLT</i>	<i>LDT</i>	<i>PRICE \$/LDT</i>	<i>COMMENTS</i>
BULK	CHANG XIN 9	5020	2009	-	-	-
TANK	SHUEN FAR 168	8420	1995	2223	-	-
TWEEN	ENOZ	10453	1970	10600	490	-
RORO	SEAROAD TAMAR	9958	1991	5541	-	-
TANK	MR STAR	45219	1997	10043	536	-
GAS	CARIBBEAN ENERGY	72571	1980	-	-	-
TANK	ALASFAL	81408	2001	16694	535	-
TANK	FREEMONT	105400	1998	16237	535	-
TANK	BULL SULAWESI	109579	1999	20000	536	-

Pakistan

<i>TYPE</i>	<i>NAME</i>	<i>DWT</i>	<i>BLT</i>	<i>LDT</i>	<i>PRICE \$/LDT</i>	<i>COMMENTS</i>
TANK	GNA	3185	1978	-	-	-
TUG	OCEAN DRUM	1200	1982	877	-	-
TANK	HAI SOON 28	5112	1990	1935	-	-
TANK	NOLLA	5300	1984	1827	-	-
TANK	PALMYRA	5428	1991	1944	-	-
TANK	GREEN BELT	5953	1990	2184	-	-
BULK	ABI	6424	1984	2147	-	-
TWEEN	CAPTAIN HAMADA	7938	1988	3488	480	-
TUG	CAPITANO GEE	1150	1982	1362	-	-
BULK	GOLDEN EAGLE	9844	1985	2750	-	-
TANK	SEA RIDER	35752	2000	-	560	-
BULK	VIKA	41185	1998	9664	550	-
TANK	ELKA SIRIUS	45467	2003	12389	-	-
TANK	ELKA VASSILIKI	94143	2004	-	-	-
TANK	ELKA ARISTOTLE	94143	2003	17843	-	-

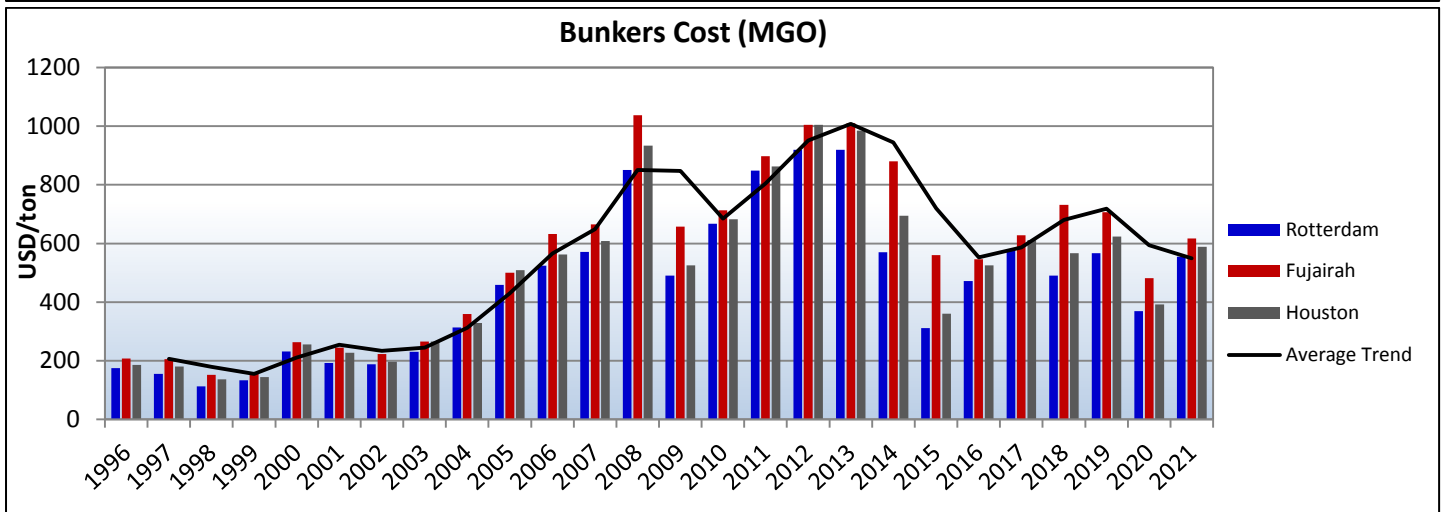
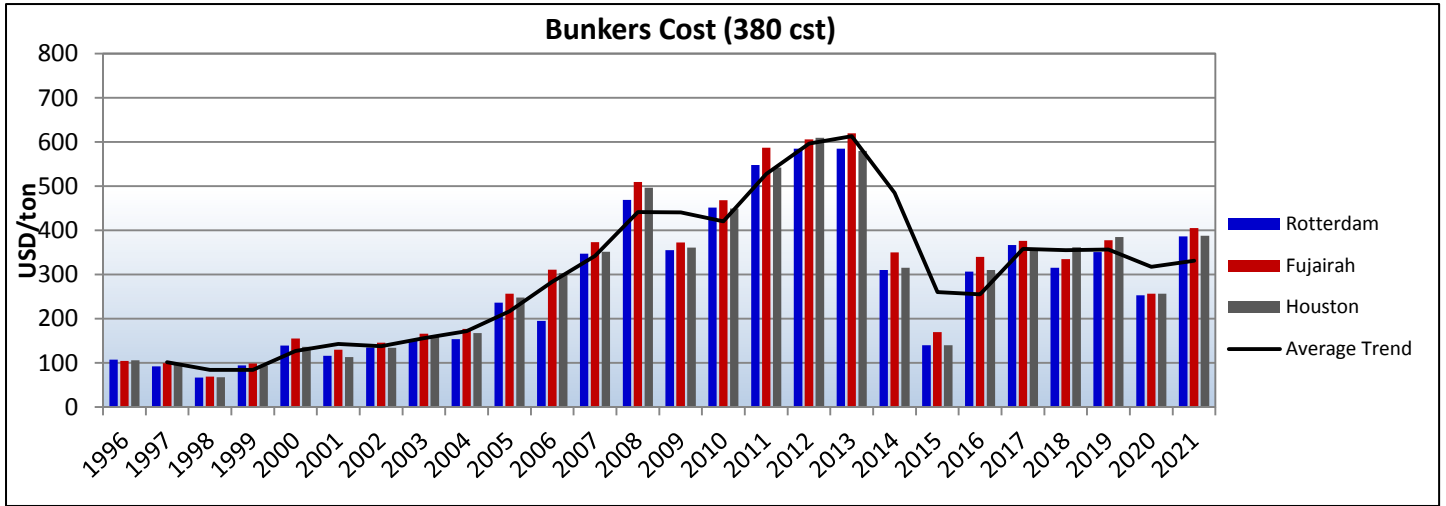
Turkey

<i>TYPE</i>	<i>NAME</i>	<i>DWT</i>	<i>BLT</i>	<i>LDT</i>	<i>PRICE \$/LDT</i>	<i>COMMENTS</i>
RORO	VAV	1642	1974	3612	-	-
RORO	SAMSUN	1790	1985	-	-	-
TANK	VARZUGA	16038	1977	-	-	-
PASS	BOUDICCA	5956	1973	14991	-	-

Other

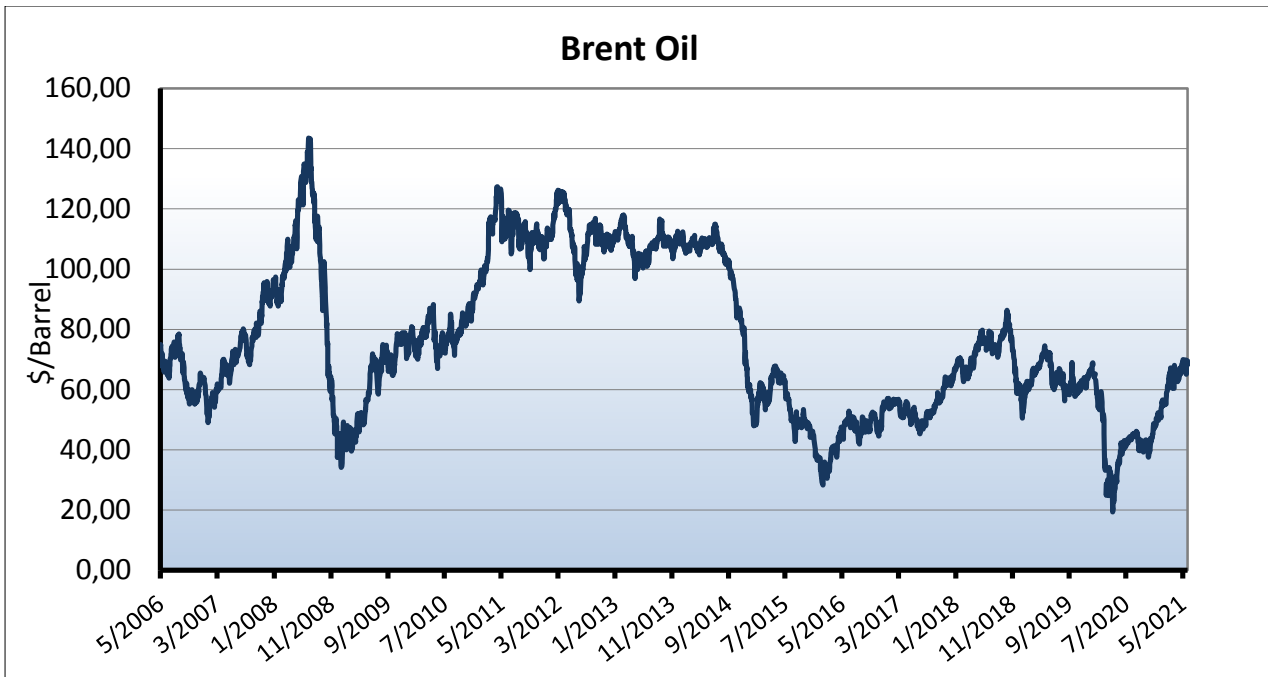
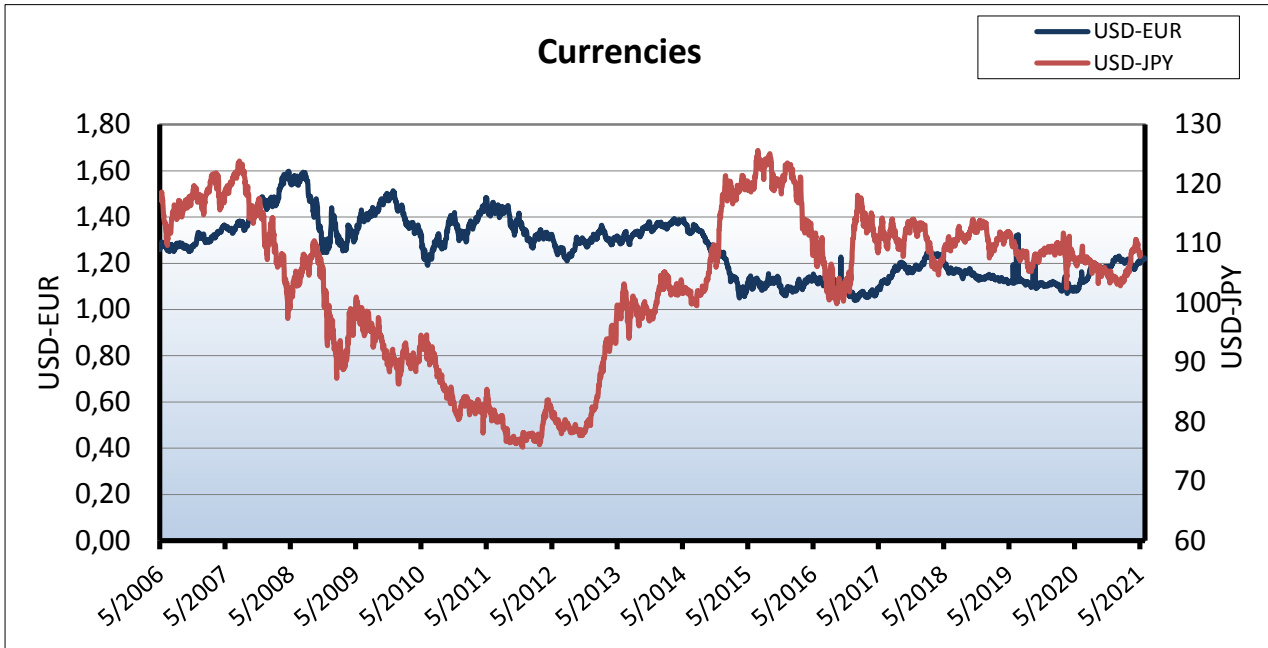
<i>TYPE</i>	<i>NAME</i>	<i>DWT</i>	<i>BLT</i>	<i>LDT</i>	<i>PRICE \$/LDT</i>	<i>COMMENTS</i>
TANK	MARTA	17812	1981	5935	383	AS IS BRAZIL
TANK	EM VITALITY	300361	1996	48100	500	AS IS INDONESIA

HISTORICAL BUNKER PRICES



	HISTORICAL BUNKER PRICES					
	Rotterdam		Fujairah		Houston	
	380 cst	MGO	380 cst	MGO	380 cst	MGO
1994	86	133.2	80.9	182.6	80.8	148.8
1995	97	140.6	94.6	175.8	93.2	148
1996	107	175.1	104.4	207.5	105.8	186
1997	92	155.4	99.3	205.6	97.3	179.9
1998	66.5	112.2	69.2	152.2	67.2	136.9
1999	94	133	98.5	157.2	93.3	143.9
2000	139	231.6	155.3	263.5	136	255.7
2001	116	192.4	129.7	244.7	112.8	227.5
2002	135	188.2	145.9	222.8	134	196
2003	151	230.4	166.3	265.2	160.2	265.1
2004	154	313.4	176.7	359.3	167.3	328.7
2005	236	458.4	256.6	500.1	248.3	508.5
2006	195	524.1	310.9	631.8	303	562.3
2007	347	571.3	373.7	664.7	351.8	608.6
2008	469	850.7	509.4	1037.7	496.8	933.2
2009	355	490.6	372.8	657	360.7	525
2010	452	667.1	468.2	712.9	449.3	683
2011	548	848.6	587.5	897.5	542.1	862.4
2012	585	920	606	1005	610	1005
2013	585	920	620	1010	580	985
2014	310	570	350	880	315	695
2015	140	311	170	560	140	360
2016	307	472	340	546	310	525
2017	367	579	376	627.5	356	612
2018	315	490	335	732	362	567
2019	290.4	607.2	290.3	760.3	342	647.8
2020	302	426	312	474	296	461.75
28-5-2021	386.5	555	405	617	387.5	588

MARKET INDICATORS



	GBP	CAD	EUR	JPY	CHF	USD	AUD
GBP	1	1.7121	1.1630	155.8704	1.2762	1.4183	1.8377
CAD	0.5830	1	0.6788	90.8997	0.7444	0.8277	1.0725
EUR	0.8586	1.4717	1	133.8865	1.096	1.2191	1.5798
JPY	0.0064	0.0109	0.0074	1	0.0081	0.0090	0.0117
CHF	0.7827	1.3407	0.9113	121.9801	1	1.1106	1.4391
USD	0.7043	1.2071	0.8201	109.8150	0.8994	1	1.2957
AUD	0.5429	0.9305	0.6322	84.6629	0.6933	0.7708	1

* 30/05/2021 values

STOCK WATCH

NAME	TICKET	THIS MONTH*	LAST MONTH	CHANGE %	52w HIGH	52w LOW
Capital Product Partners	CPLP	12.50	12.56	1.81	12.56	9.72
Diana Shipping Inc.	DSX	4.47	3.70	19.52	3.70	2.88
Dynagas LNG Partners LP	DLNG	2.71	2.80	3.90	3.26	2.71
Eagle Bulk Shipping Inc.	EGLE	47.33	45.41	9.21	47.33	29.17
Euroseas Ltd.	ESEA	15.72	14.42	9.17	15.72	1.23
Costamare Inc.	CMRE	10.73	10.13	2.00	10.84	3.16
Navios Maritime Holdings	NM	7.88	7.13	2.96	9.46	1.30
GasLog Ltd.	GLOG	5.80	5.82	0.17	14.86	2.38
Safe Bulkers Inc.	SB	3.69	3.09	2.79	3.69	0.74
Star Bulk Carriers Corp.	SBLK	19.51	18.17	4.72	19.51	3.86
Stealthgas Inc.	GASS	3.03	2.78	8.21	3.80	1.51
TEN Inc.	TNP	9.06	8.89	2.05	23.85	7.06
TOP Ships Inc.	TOPS	1.57	1.75	5.37	85.02	0.95
Danaos Corporation	DAC	63.73	53.39	17.39	63.73	2.50

* 28/05/2021 closing values

~~~~~

**Disclaimer:** Information and data that appear in this report have been obtained from various sources which are believed to be correct and reliable. However, Athenian Shipbrokers S.A. does not guarantee their accuracy or completeness and therefore cannot be held liable for any loss incurred as a result of reliance in any way whatsoever on the information contained herein.

Kind Regards,



**ATHENIAN SHIPBROKERS S.A.**