



ATHENIAN SHIPBROKERS S.A.

107-109, Vas. Pavlou Str., GR 166 73, Voula, Athens, Greece

Tel: +30 210 9659700 - Fax: +30 210 8996040

Email S & P : athenian@atheniansa.gr

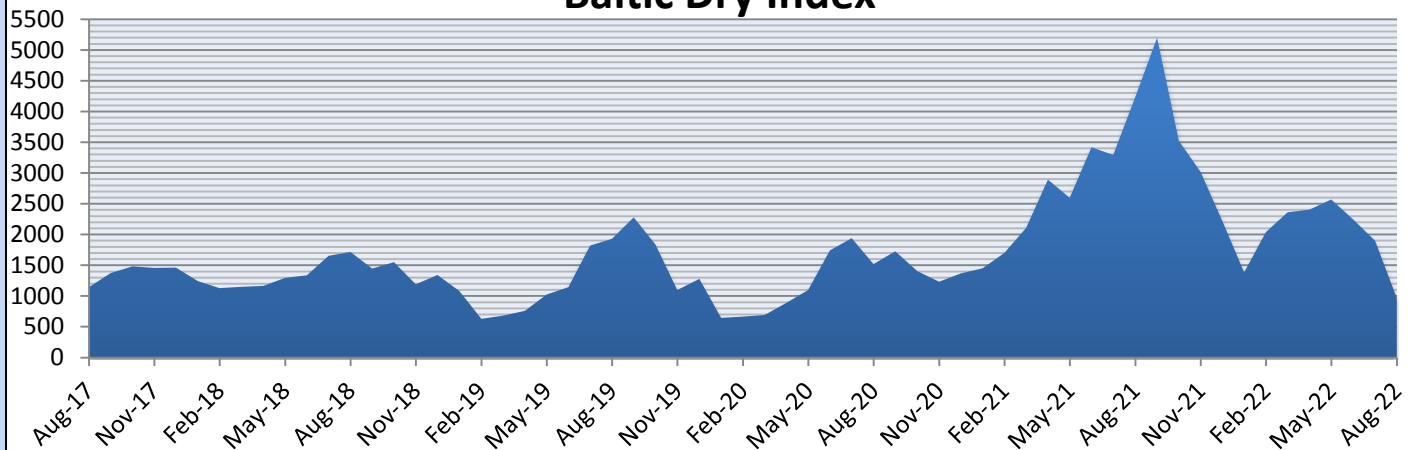
Email Chartering : chartering@atheniansa.gr

www.atheniansa.gr

AUG 2022

MONTHLY REPORT

Baltic Dry Index



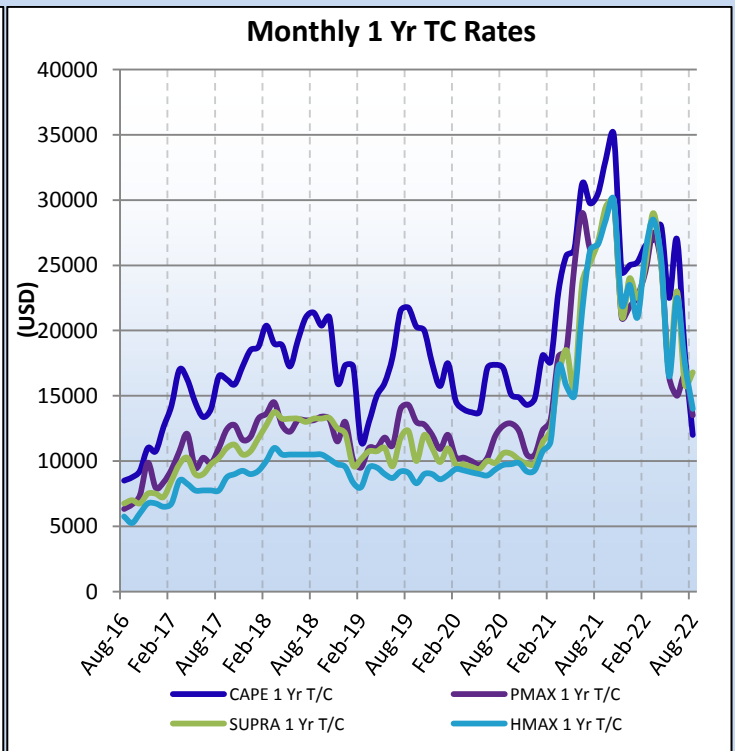
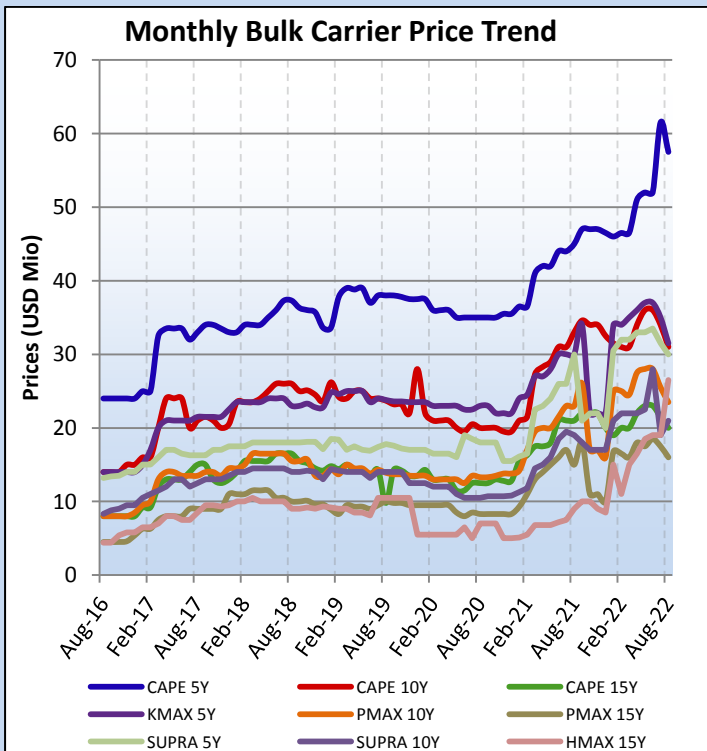
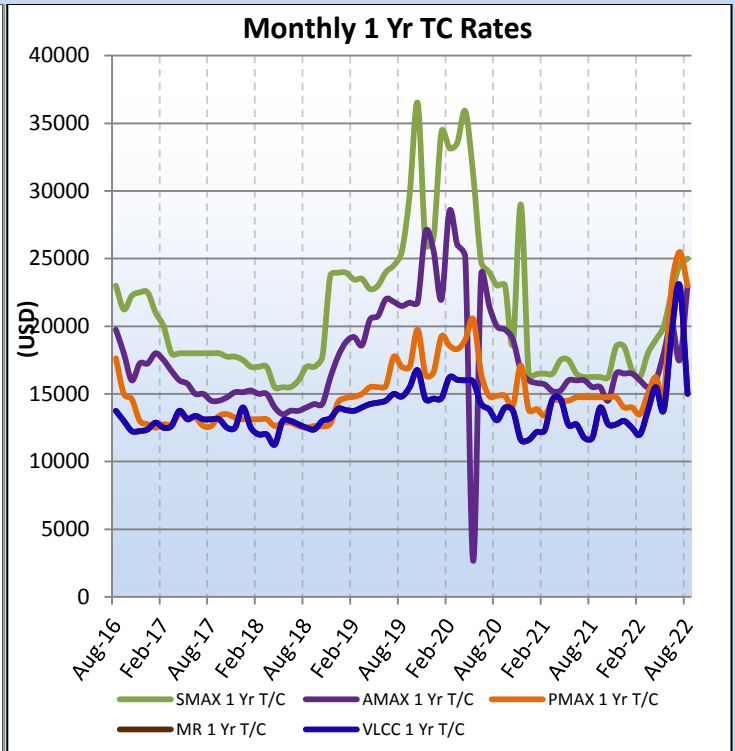
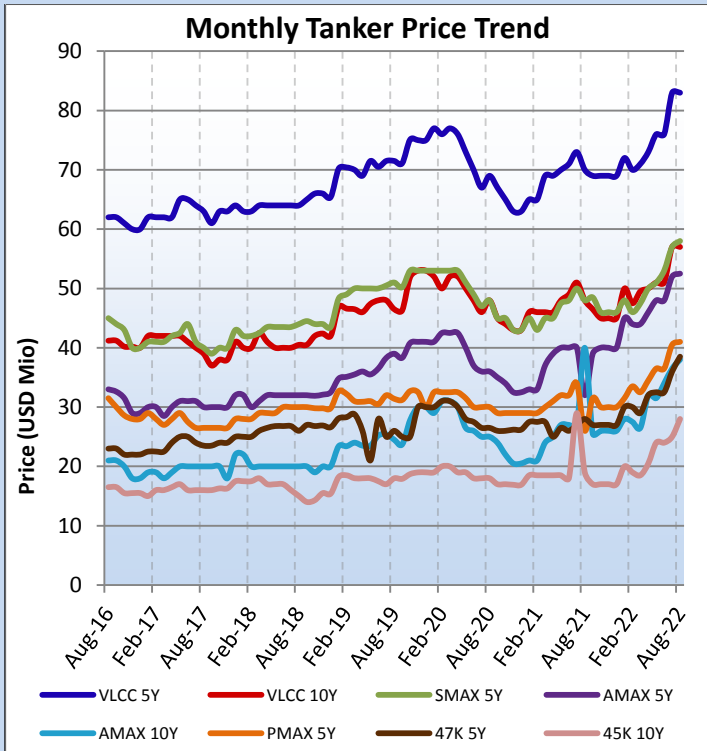
PRICES TANKERS (\$ MIO)

* Prices reflect Year's End	2016	2017	2018	2019	2020	2021	AUG-22
VLCC 5Y	60	64	63	75	63	69	83
VLCC 10Y	40	41	40	53	43	45	57
SUEZMAX 5Y	40	43	42	53	42	46	58
AFRAMAX 5Y	29	32	32	41	42.5	40	52.5
AFRAMAX 10Y	18	22	22	30	28.3	26	38
PANAMAX 5Y	28	28	28	30	29.5	30	41
51K 5Y	22	25	27.5	30	26.5	27	38.5
47K 10Y	15.5	17.5	16.5	19	17.5	17	28

PRICES BULKERS (\$ MIO)

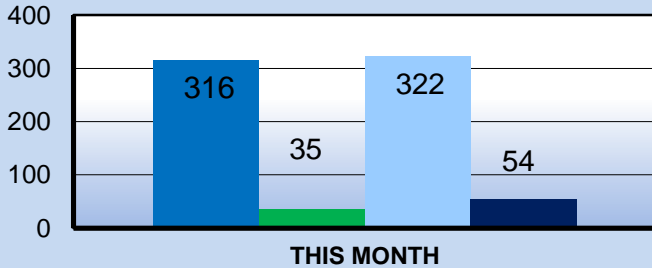
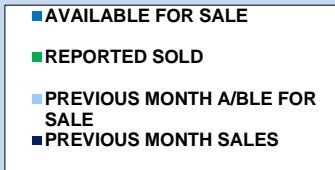
* Prices reflect Year's End	2016	2017	2018	2019	2020	2021	AUG-22
CAPE SIZE 5Y	24	33	33	37.5	35.3	46.5	57.5
CAPE SIZE 10Y	15	20.5	23.5	22	19	32.5	31
CAPE SIZE 15Y	8	13	14	13.5	12	20	20
KAMSARMAX 5Y	14	22.5	23.5	23.5	21.8	32	31.5
KAMSARMAX 10Y	8.5	14.5	14.5	13.5	13.5	22	23.5
PANAMAX 15Y	5.4	11	9	9.5	8.8	16	16
PANAMAX 20Y	3.6	6.5	6.5	6	5.7	10	10.5
ULTRAMAX 5Y	14	17.5	18	17	17.3	29	30
SUPRAMAX 10Y	9.5	13.5	14	12.5	10.5	20	21
HANDYMAX 5Y	12.2	14.3	15	16.7	14.5	24	26.5
HANDYMAX 10Y	7	10.5	11.8	9.2	8.7	17	18

SECOND HAND SALES & CHARTER FIXTURE TRENDS

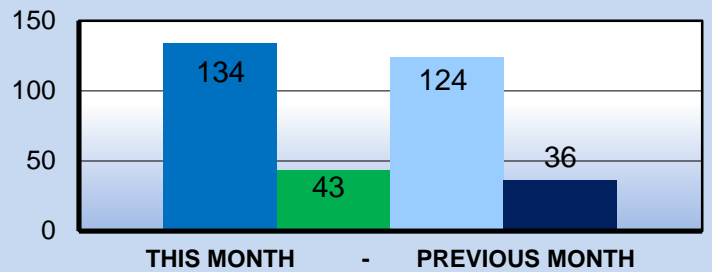
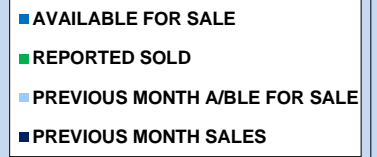


SECOND HAND TONNAGE MARKET

S&P Activity Dry (>5,000 Dwt)

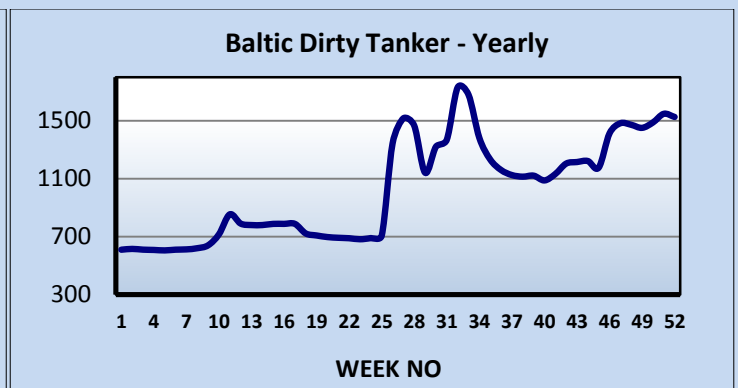
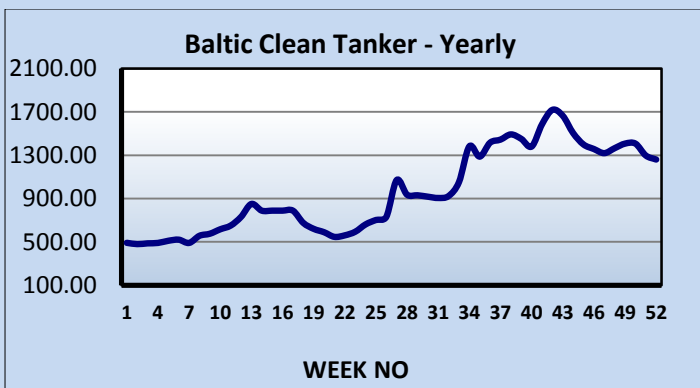


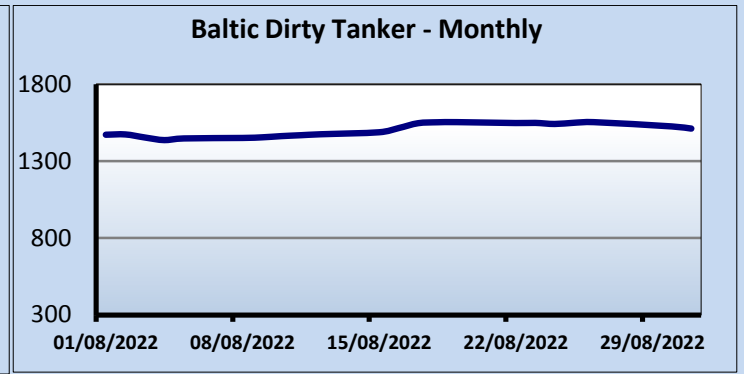
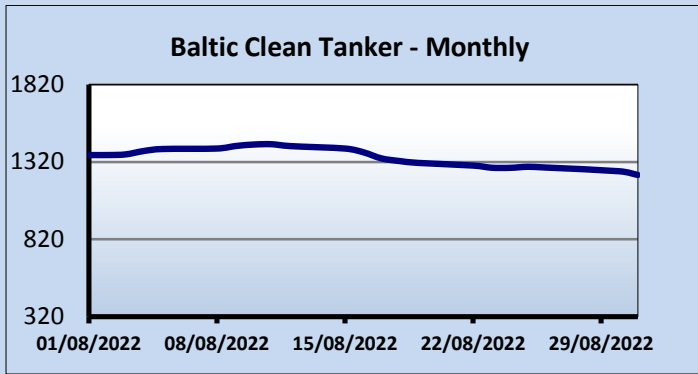
S&P Activity Tankers (>5,000 Dwt)



** Excluding demolition sales*

Ship Type	Sale and Purchase Market							Total
	Mar-22	Apr-22	May-22	Jun-22	Jul-22	Aug-22		
BULK	71	68	47	45	46	28	305	
TANK	27	50	34	39	36	43	229	
GAS	5	3	15	1	4	3	31	
CONT	14	2	14	14	8	7	59	
TWEEN/MPP	0	0	0	0	0	0	0	
REEF	1	1	0	3	0	0	5	
RORO	2	3	0	1	0	1	7	
FERRY	0	0	0	0	0	0	0	
CRUISE	0	0	1	4	0	1	6	
Total	120	127	111	107	94	83	642	





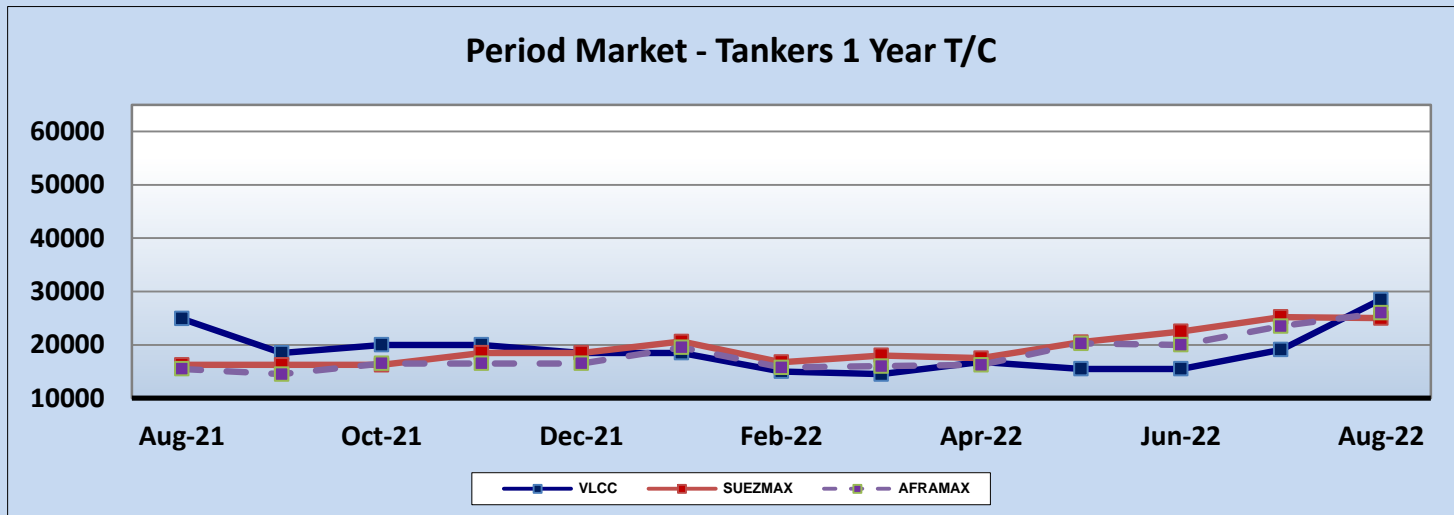
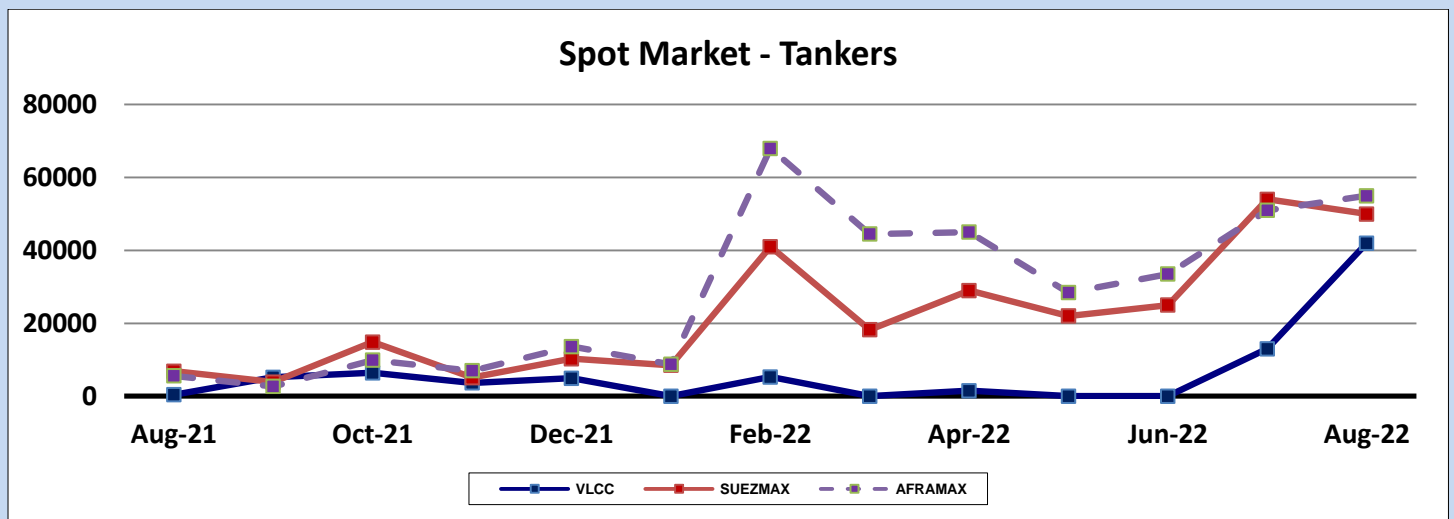
TANKER SALES

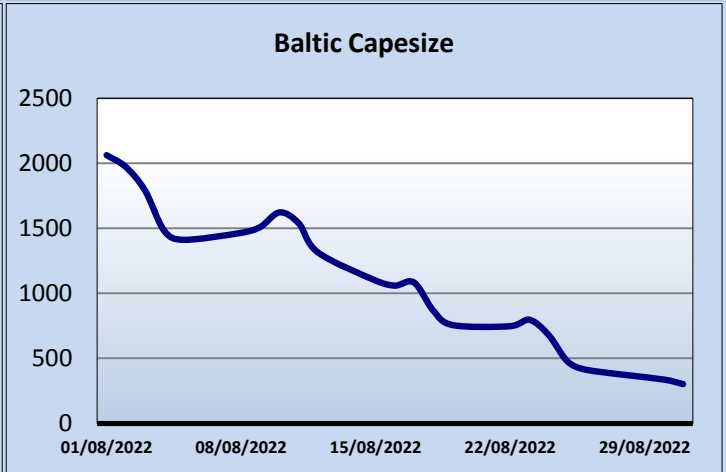
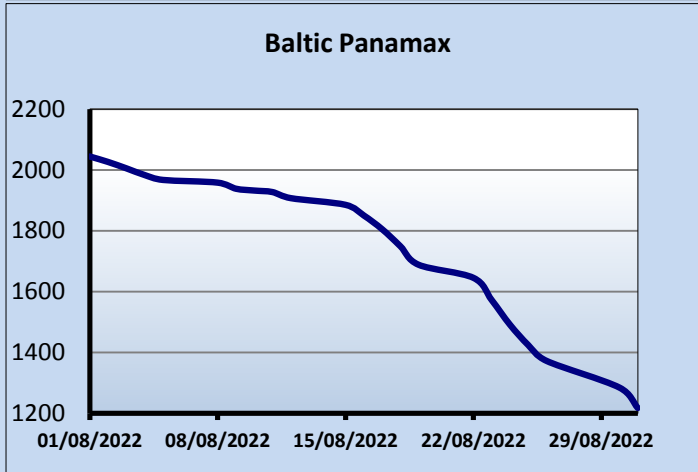
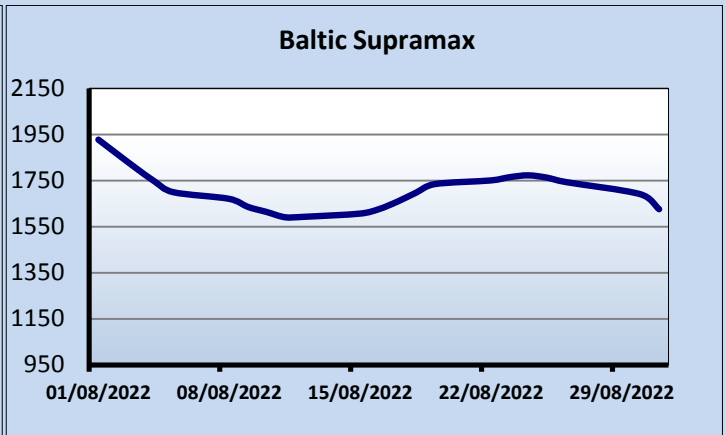
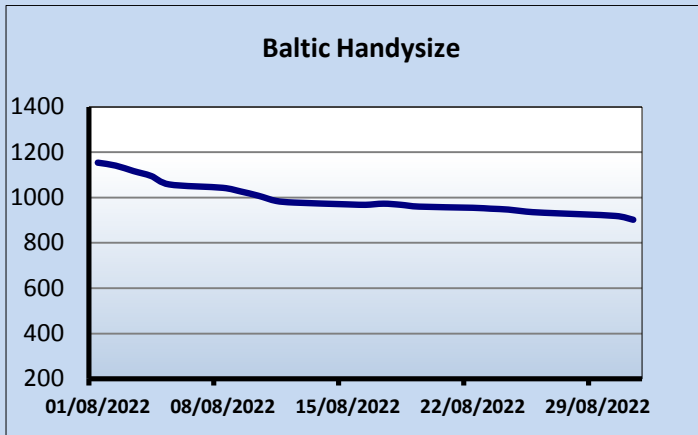
<i>NAME</i>	<i>DWT</i>	<i>BLT</i>		<i>PRICE \$ (MIO)</i>	<i>BUYER</i>
CROWN II	46159	2003	KOREA	-	UNDISCLOSED
TINAT	316502	2002	KOREA	-	UNDISCLOSED
RIDGEBURY CINDY A	50162	2009	KOREA	66	ENBLOC BSS
RIDGEBURY ALEXANDRA Z	50250	2009	KOREA		
RIDGEBURY ROSEMARY E	50261	2009	KOREA		MIDDLE EAST BUYERS
RIDGEBURY LESSLEY B	158319	2013	KOREA	45	THENAMARIS
DEE4 CEDAR	45994	2010	JAPAN	44	ENBLOC BSS
DEE4 DOGWOOD	47339	2008	JAPAN	44	UNDISCLOSED
ALPINE AMALIA	105304	2010	KOREA	36	UNDISCLOSED
BARONESS	105335	2011	JAPAN	35	UNDISCLOSED
ORWELL	51745	2010	KOREA	25	UNITED OVERSEAS
ATINA	159500	2015	CHINA	222.5	ENBLOC BSS
ISTANBUL	159500	2015	CHINA		
ZEYNEP	158060	2020	KOREA		
AYSE C	158060	2020	KOREA		CL. OF SFL CORPORATION
INCA	68439	2003	JAPAN	15	UNDISCLOSED
CHOLA QUEEN	104996	2002	JAPAN	16.5	SPORE BUYERS
STEFANIE	37248	2003	KOREA	10.8	UNDISCLOSED
ASTRO PHOENIX	159055	2004	KOREA	43	ENBLOC BSS
ASTRO POLARIS	159073	2004	KOREA		PANTHEON TANKERS MNGMNT
MARAN ANDROMEDA	320472	2005	KOREA	37	UNDISCLOSED
ALTAIR TRADER	311110	2005	JAPAN	36	UNDISCLOSED
RIDGEBURY MARY SELENA	146427	2006	JAPAN	30	AVIN INTERNATIONAL
RIDGEBURY LINDY B	146356	2007	JAPAN	33	STEALTH MARITIME
OBERON	106004	2006	KOREA	26	MIDDLE EASTERN BUYERS
PATAGONIAN MYSTIC	49414	2005	JAPAN	13.8	FAR EASTERN BUYERS
KIONI	310389	2004	JAPAN	29.5	UNDISCLOSED
DOUBLE SEVEN	36939	2005	KOREA	11.5	GREEK BUYERS
JAL UPASANA	46846	2006	JAPAN	33.5	ENBLOC BSS
JAL SASVATA	46590	2009	JAPAN		CL. OF DORIA SHIPPING
BALTIC FAVOUR	37105	2006	KOREA	14.25	UNDISCLOSED
RIDGEBURY SATURN	49999	2007	KOREA	18	GREEK BUYERS
GRAND	50129	2008	KOREA	19.3	VIETNAMESE
ORACLE	105380	2008	JAPAN	28.75	UNDISCLOSED
PROSPEROUS	105355	2009	JAPAN	28.7	UNDISCLOSED
STAVANGER FALCON	105419	2009	JAPAN	28.75	MIDDLE EAST BUYERS
ARGO	105188	2009	KOREA	34.5	UNDISCLOSED
STRIDE	105369	2009	KOREA	32.5	GREEK BUYERS
GENNARO LEVOLI	27912	2002	ITALY	13.5	UNDISCLOSED
AKSTA	159437	2003	KOREA	18.5	UNDISCLOSED
INCA	68439	2003	JAPAN	15	UNDISCLOSED
RIDGEBURY CAPTAIN DROGIN	166468	2007	KOREA	28.75	GREEK BUYERS

IMPERIA	114849	2006	KOREA	31.5	UNDISCLOSED
ARGO	105188	2009	KOREA	34.5	UNDISCLOSED
ALPINE AMALIA	105304	2010	KOREA	36	UNDISCLOSED
C. GUARDIAN	300300	2019	KOREA	98	HMM

GAS SALES

NAME	DWT	BLT		CBM	PRICE \$ (MIO)	BUYER
BASTOGNE	26616	2002	KOREA	34861	19	UNDISCLOSED
GLOBAL CAPRICORN	53208	2005	KOREA	77105	43	HONG KONG BUYERS
G. SYMPHONY	54867	2011	JAPAN	81608	53.5	UAE BUYERS

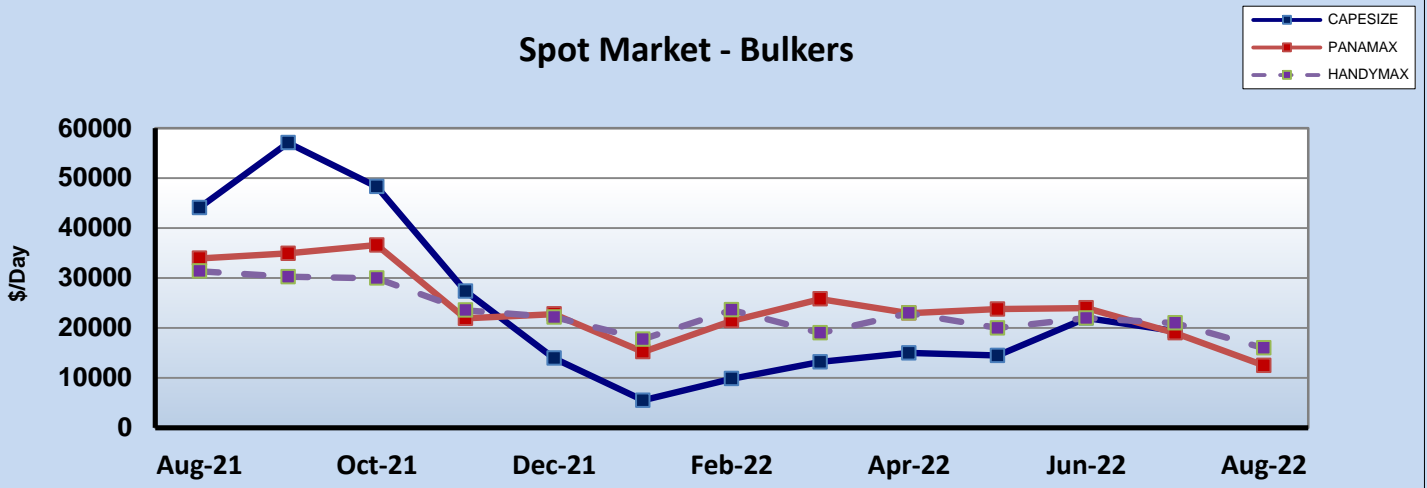




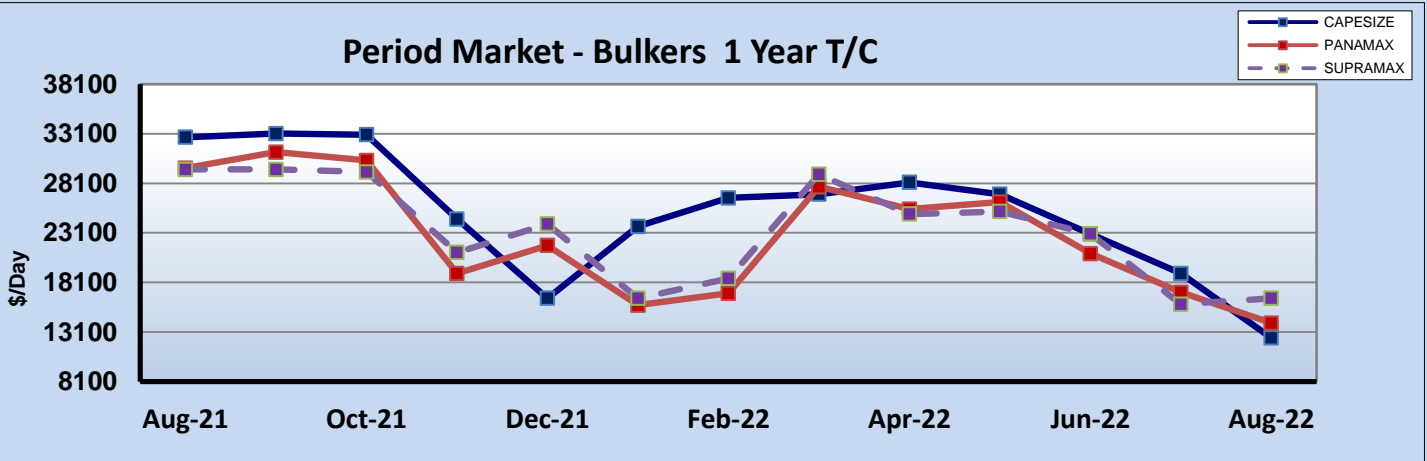
BULKER SALES

NAME	DWT	BLT		GEAR	PRICE \$ (MIO)	BUYER
BISCAYNE LIGHT	24341	1997	JAPAN	4 x 30	7.2	UNDISCLOSED
QUANTRA	18367	2000	KOREA	3 x 30, 1 x 24	6.25	TURKISH BUYERS
MARIA L	28404	1998	JAPAN	4 x 30.5	7.3	SYRIAN BUYERS
ZHONG LIANG DONG NAN	52551	2001	JAPAN	4 x 30.5	RMB 78.3	CHINESE BUYERS
PORT BOTANY	28470	2001	JAPAN	4 x 30.5	9.6	UNDISCLOSED
KRITON	73975	2003	KOREA	-	15	UNDISCLOSED
BONANZA YR	76465	2006	JAPAN	-	16.5	UNDISCLOSED
ECO ANGELBAY	32165	2009	JAPAN	4 x 30	39	ENBLOC BSS
ECO BUSHFIRE	32081	2011	JAPAN	4 x 30		GREEK BUYERS
CRETE TRADER	53428	2009	CHINA	4 x 35	16.2	MIDDLE EAST BUYERS
SOPHIA K	55612	2011	JAPAN	4 x 30	22.7	UNDISCLOSED
MISS SIMONA	34529	2010	KOREA	4 x 35	16.8	GREEK BUYERS
GLOBAL AQUARIUS	28328	2010	JAPAN	4 x 30.5	14.8	VIETNAMESE BUYERS
NORD MONTREAL	36570	2012	JAPAN	4 x 30.5	22.5	UNDISCLOSED
ULTRA ALPHA	63203	2015	CHINA	4 x 35	27	UNDISCLOSED
STH NEW YORK	60309	2015	JAPAN	4 x 30	330	ENBLOC BSS
STH CHIBA	60456	2017	JAPAN	4 x 30		
STH OSLO	60404	2018	JAPAN	4 x 30		
STH ATHENS	60508	2015	JAPAN	4 x 30		
STH LONDON	60446	2015	JAPAN	4 x 30		
STH SYDNEY	60309	2016	JAPAN	4 x 30		
STH TOKYO	60309	2016	JAPAN	4 x 30		
STH KURE	60309	2016	JAPAN	4 x 30		
STH MONTREAL	60362	2018	JAPAN	4 x 30		CL. OF DIANA SHIPPING
NAUTICAL ANNE	63593	2016	CHINA	4 x 30	31	UNDISCLOSED
BEI LUN 6	43665	1989	JAPAN	4 x 30	RMB 23.9	CHINESE BUYERS
FW ADVENTURER	34487	2019	JAPAN	4 x 30	28.2	MEADWAY SHIPNG & TRAD

Spot Market - Bulkers



Period Market - Bulkers 1 Year T/C



CONTAINER SALES

NAME	DWT	BLT		GEAR	TEU	PRICE \$ (MIO)	BUYER
ENDURANCE	9146	2005	ROMANIA	-	750	8	TURKISH BUYERS
NORTHERN DECISION	42011	2008	CHINA	-	3534	44	CL. OF MSC
CAP CAPRICORN	51931	2013	CHINA	-	3884	75	CMA CGM
PINARA	23287	2004	CHINA	2 x 45	1740	20	CL. OF AKAR DENIZ
RIO CADIZ	55301	2008	KOREA	-	4300		ENBLOC BSS
RIO CHARLESTON	55301	2008	KOREA	-	4300		CL. OF MSC
TRF PARTICI	41974	2010	CHINA	-	3534		UNDISCLOSED

Ro-Pax / Fast Ferries SALES

NAME	GT	BLT		Pax	PRICE \$(MIO)	BUYER

CRUISE SALES

NAME	GT	BLT		Pax	PRICE \$ (MIO)	BUYER
AEGEAN MYTH	55575	1993	ITALY	1623	30	CFC CRUISES

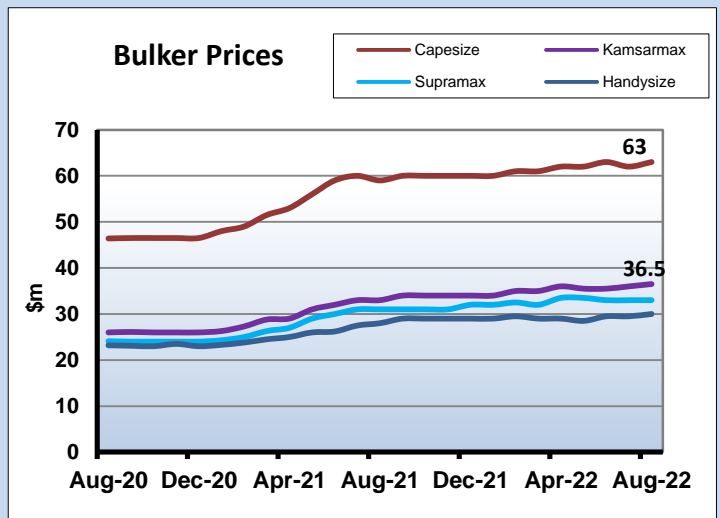
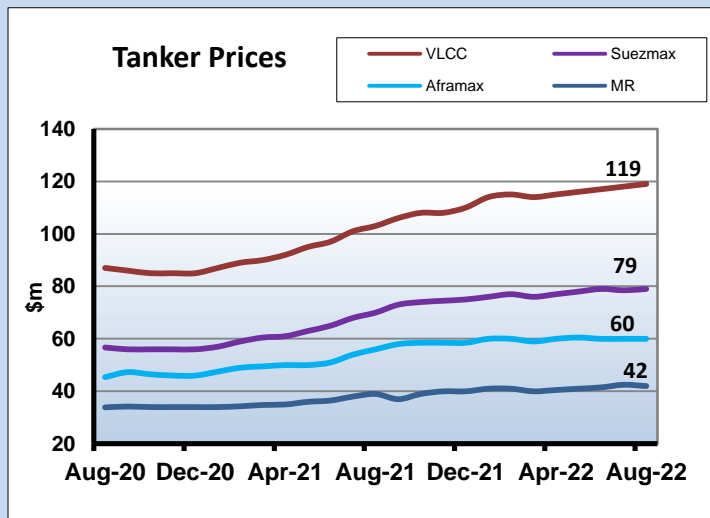
Ro-Ro SALES

NAME	GT	BLT		Pax	PRICE \$ (MIO)	BUYER
AMORELLA	34384	1988	CROATIA	2420	19.1	CL. CORSICA FERRIES

OFFSHORE SALES

NAME	GT	BLT		BOLL. PULL	PRICE \$ (MIO)	BUYER
NORMAND SIRA	3131	2008	NORWAY	-		UNDISCLOSED

NEW BUILDING MARKET AND REPORTED CONTRACTS

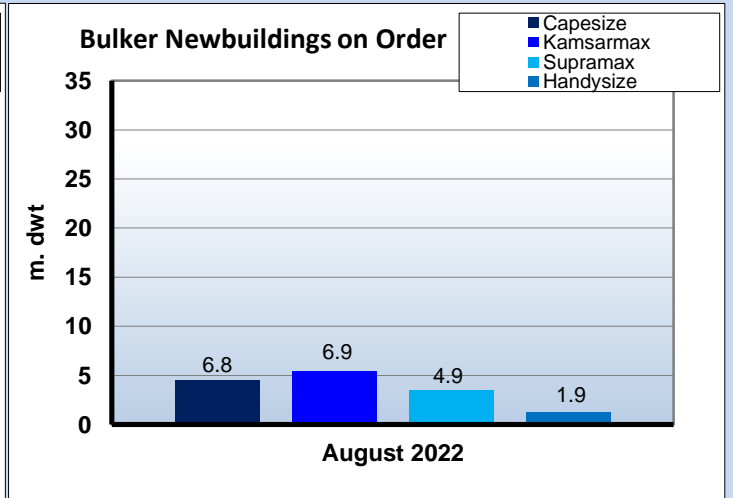
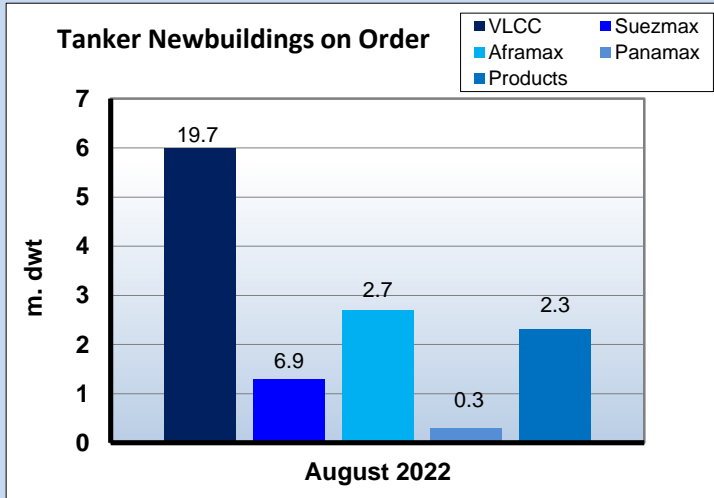
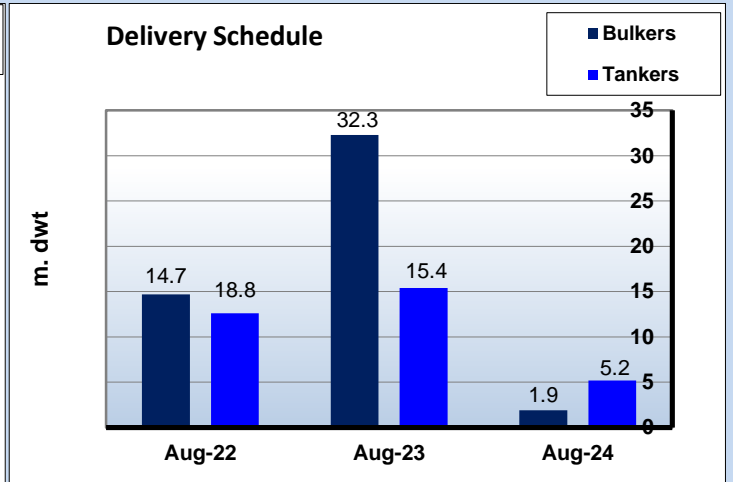
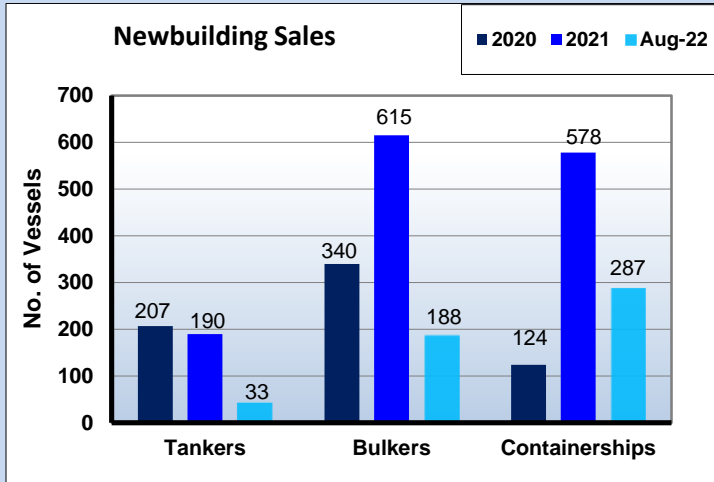


Dry Bulk Orderbook					
Ship Type	m.Dwt	2022	2023	2024+	Total No. Ships
Capesize		4.5	11.2	6.7	115
Kamsarmax		5.4	10.9	5.8	269
Supra/Hmax		3.5	7.1	6.8	281
Handies		1.3	3.2	1.9	204
Total		14.7	32.3	21.1	869

Tanker Orderbook					
Ship Type	m.Dwt	2022	2023	2024+	Total No. Ships
ULCC/VLCC		6.0	6.1	0.0	40
Suezmax		1.3	1.4	0.3	19
Aframax		2.7	5.2	3.5	98
Panamax		0.3	0.1	0.0	7
MR + Small		2.3	2.7	1.4	175
Total		12.6	15.4	5.2	339

LPG Orderbook

Ship Type	,000cb 2022	2023	2024+	Total No. Ships
VLGC	1271	4203	1081	73
LGC	0	0	0	0
MR	267	788	294	37
Handy	25	56	103	28
Small	15	6	0	9
Total m.Dwt	1.07	3.39	0.99	147



DWT in Thousands	Newbuilding Historical Prices (\$m)													
	Aug-22	2021	2020	2019	2018	2017	2016	2015	2010	2005	2000	1995	1990	1985
Tankers														
320 DWT ¹	119	110	85.5	95.6	92.4	81.5	84.5	93.7	104.8	120	76.5	85.3	87.4	38.2
170 DWT ¹	79	75	57	71.7	60.6	55	54.5	63	66.3	71.5	52.5	54	66.1	28.2
115 DWT ¹	60	58.5	46.5	55.1	48.1	44	44.5	52	56	58	41.5	43.3	53.2	18.1
50 DWT ¹	42	40	34	38.8	36.7	33.8	32.5	35.4	36.1	43	29.5	33.2	32.1	13.3
Bulkers														
185 DWT ¹	63	46.5	51.8	50.4	44	42	46	54.2	57.2	58.5	40.5	42.3	60.2	29.3
83 DWT ¹ *	36.5	26	30.6	28.1	25.5	24.5	25.7	29	34.3	36	22.5	27.9	30	13.4
64 DWT*	33	24	27.4	26.2	24	22.3	24.1	27.2	31.1	31	20.5	24.1	25.3	12.4
35 DWT*	30	23	22.6	23.9	22	19.5	20.3	22.8	26.3	25.5	15	19.2	21.3	9.7
	¹ Before 2001 sizes to read 280,000 - 140,000 - 95,000 - 40,000 respectively for tankers and 150,000 - 69,000 for Bulkers ² Single Hull ³ 30,000 DWT *Prior 2017 to read 73 - 76k dwt, 45k dwt & 30k dwt													
	(note: above is for vessels built Japan / Korea, you should also consider US\$ / Yen / Won relation for the years mentioned)													

Newbuilding Orders

TYPE	DWT	BUILDER	DELIVERY	PRICE \$	OWNER	NOTES
BULK	185000	NAMURA SHIPBLDNG	NOV 2024		FOREMOST MARITIME	
BULK	64000	NEW DAYANG SB	NOV 2024		U-MING MARINE	
BULK	64000	NEW DAYANG SB	AUG 2024		U-MING MARINE	
CHEM & OIL	50000	CSBC (KAOHSIUNG)	2024		CPC CORP	
CHEM & OIL	12000	TAIZHOU WUZHOU	OCT 2023	RMB 139.20	XINGTONG SHIPPING	
LNG	96000	DAEWOO (DSME)	NOV 2026	247.50	UNKNOWN	
LNG	96000	DAEWOO (DSME)	AUG 2026	247.50	UNKNOWN	
HVY L/CRAN		ZPMC QIDONG	2024		LIYANG OFFSHORE	
CHEM & OIL	18000	CMJL (YANGZHOU)	JUL 2024		FURETANK REDERI	
CHEM & OIL	50000	K SB (JINHAE)	2024		PACIFIC CARRIERS	
CHEM & OIL	50000	K SB (JINHAE)	2024		PACIFIC CARRIERS	
TSH DREDG	20000	ZPMC QIDONG	MAY 2024		CHEC DREDGING	
CHEM & OIL	50000	HYUNDAI VIETNAM SB	MAR 2025		HELIKON SHPG. ENT	
CHEM & OIL	50000	HYUNDAI VIETNAM SB	MAR 2025		HELIKON SHPG. ENT	
CHEM & OIL	7490	CMJL (YANGZHOU)	AUG 2023	RMB 129.00	XINGTONG SHIPPING	
CONT	150000	DALIAN SHIPBUILDNG	NOV 2026		CMA CGM	
CONT	150000	DALIAN SHIPBUILDNG	AUG 2026		CMA CGM	
CONT	150000	DALIAN SHIPBUILDNG	MAY 2026		CMA CGM	
CONT	150000	DALIAN SHIPBUILDNG	MAR 2026		CMA CGM	
CONT	150000	DALIAN SHIPBUILDNG	DEC 2025		CMA CGM	
CONT	150000	DALIAN SHIPBUILDNG	OCT 2025		CMA CGM	
OIL POLL		TONGFANG JIANGXIN	APR 2024	RMB 145.18	GUANGZHOU PORT AUT	
LPG	56000	KAWASAKI SAKAIDE	JAN 2025		NIPPON YUSEN KAISHA	
CONT	9000	LIANYUNGANG WUZH.	2024	RMB 66.98	WEIHAI GANGSHENG	
BULK	32000	JIANGSU NEW YZJ	NOV 2024		NAVIBULGAR	
BULK	32000	JIANGSU NEW YZJ	AUG 2024		NAVIBULGAR	
BULK	32000	JIANGSU NEW YZJ	MAY 2024		NAVIBULGAR	
BULK	32000	JIANGSU NEW YZJ	FEB 2024		NAVIBULGAR	
PASS/CAR. F		SEFINE SHIPYARD	2024		SIREMAR	
BULK	55000	OSHIMA SHIPBLDNG	SEP 2024		MOL DRYBULK	
CHEM & OIL	11300	CHONGQUING CHUA.	2024		SC SHIPPING	

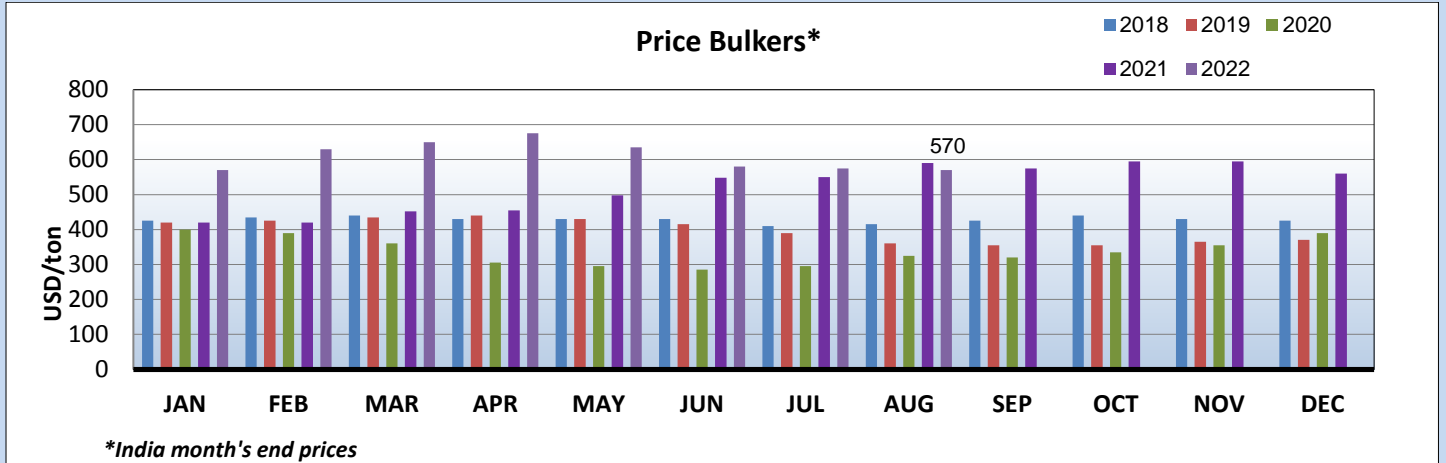
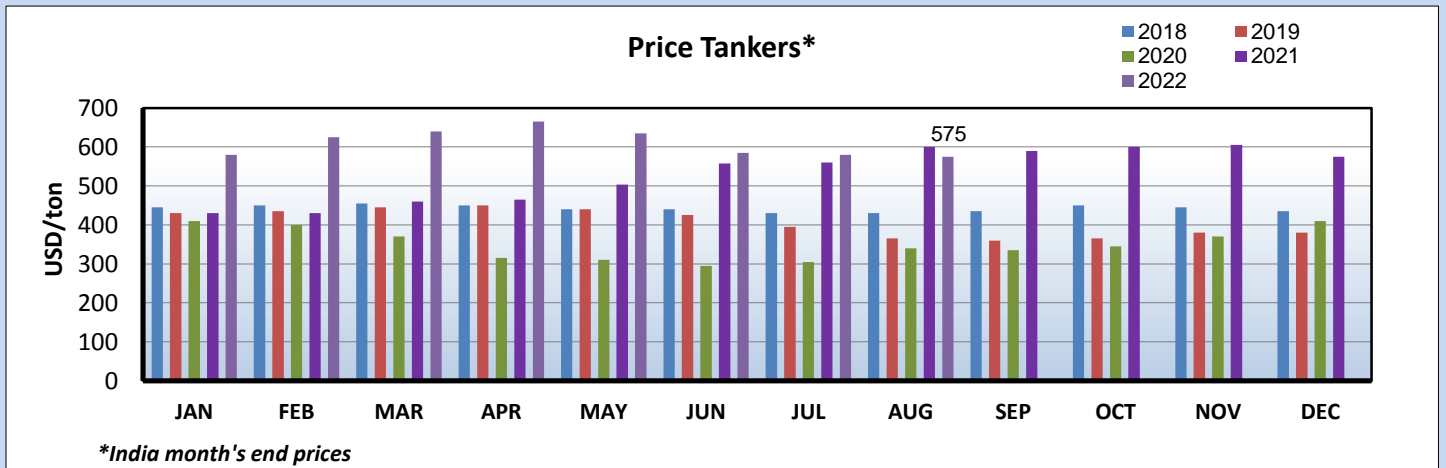
CHEM & OIL	11300	CHONGQUING CHUA.	2024		SC SHIPPING
LNG	96000	HYUNDAI HI (ULSAN)	2026	214.90	NYK K-LINE MISC
LNG	96000	HYUNDAI HI (ULSAN)	2026	214.90	NYK K-LINE MISC
LNG	96000	HYUNDAI HI (ULSAN)	2026	214.90	NYK K-LINE MISC
LNG	96000	HYUNDAI HI (ULSAN)	2026	214.90	NYK K-LINE MISC
LNG	96000	HYUNDAI HI (ULSAN)	2025	214.90	NYK K-LINE MISC
LNG	96000	HYUNDAI HI (ULSAN)	2025	214.90	NYK K-LINE MISC
LNG	96000	HYUNDAI HI (ULSAN)	2025	214.90	NYK K-LINE MISC
OPEN HATC	40000	JIANGMENG NANYAN	SEP 2024		CINER DENIZCILIK
OPEN HATC	40000	JIANGMENG NANYAN	AUG 2024		CINER DENIZCILIK
OPEN HATC	40000	JIANGMENG NANYAN	JUL 2024		CINER DENIZCILIK
OPEN HATC	40000	JIANGMENG NANYAN	JUN 2024		CINER DENIZCILIK
CONT	33000	HUYNDAI MIPO	SEP 2024		NAMSUNG SHIPPING
CONT	33000	HUYNDAI MIPO	JUL 2024		NAMSUNG SHIPPING
LNG	96000	DAEWOO (DSME)	SEP 2026	238.90	UNKNOWN
FPSO		YANTAI CIMC RAFFL	2026	292.00	PETROBRAS
CHEM & OIL	18000	CMJL (YANGZHOU)	2025		FUREBEAR
CHEM & OIL	18000	CMJL (YANGZHOU)	2024		FUREBEAR
PASS/CAR. F		NAVALI VISENTINI	JUL 2024		POLISH BALTIC SHPNG
CONT	20150	PENGLAI JINGLU SY	2024		ELBDEICH REEDEREI
CONT	20150	PENGLAI JINGLU SY	2024		ELBDEICH REEDEREI
BULK	210000	QINGDAO BEIHAI SB	2026		NETSUI OSK LINES
BULK	210000	QINGDAO BEIHAI SB	2026		NETSUI OSK LINES
BULK	210000	QINGDAO BEIHAI SB	2025		NETSUI OSK LINES
BULK	210000	QINGDAO BEIHAI SB	2025		NETSUI OSK LINES
TANKER	309000	DALIAN COSCO KHI	2026		NETSUI OSK LINES
TANKER	309000	DALIAN COSCO KHI	2025		NETSUI OSK LINES
LNG BUNKR	8000	HUDONG ZHONGHUA	AUG 2024		WUHU LNG

DEMOLITION MARKET

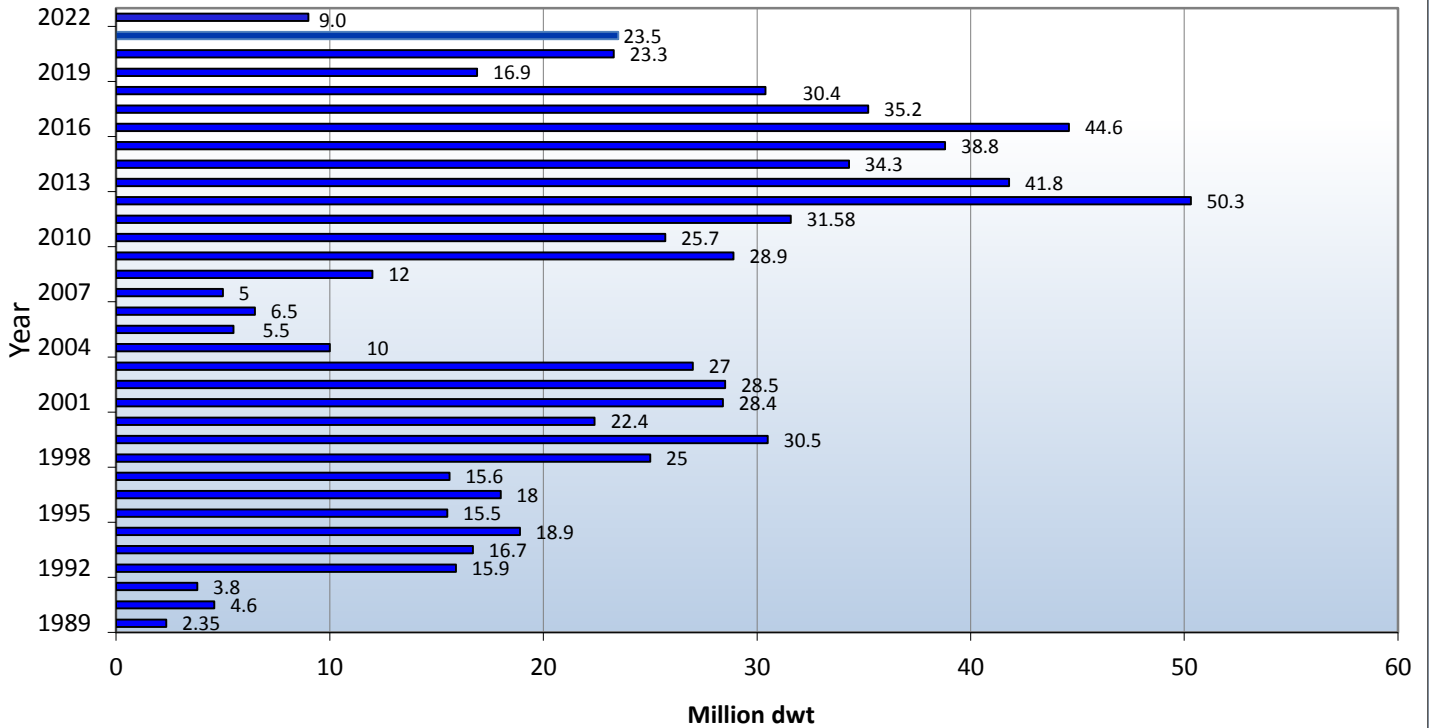
* MONTH'S END PRICES

Demolition Prices		
	Gen Cargo	Tanker
India	USD 565 /lt Ldt	USD 570 /lt Ldt
Bangladesh	USD 580 /lt Ldt	USD 585 /lt Ldt
Pakistan	USD 560 /lt Ldt	USD 565 /lt Ldt
Turkey	USD 250 /lt Ldt	USD 255 /lt Ldt

Demolition Historical Data

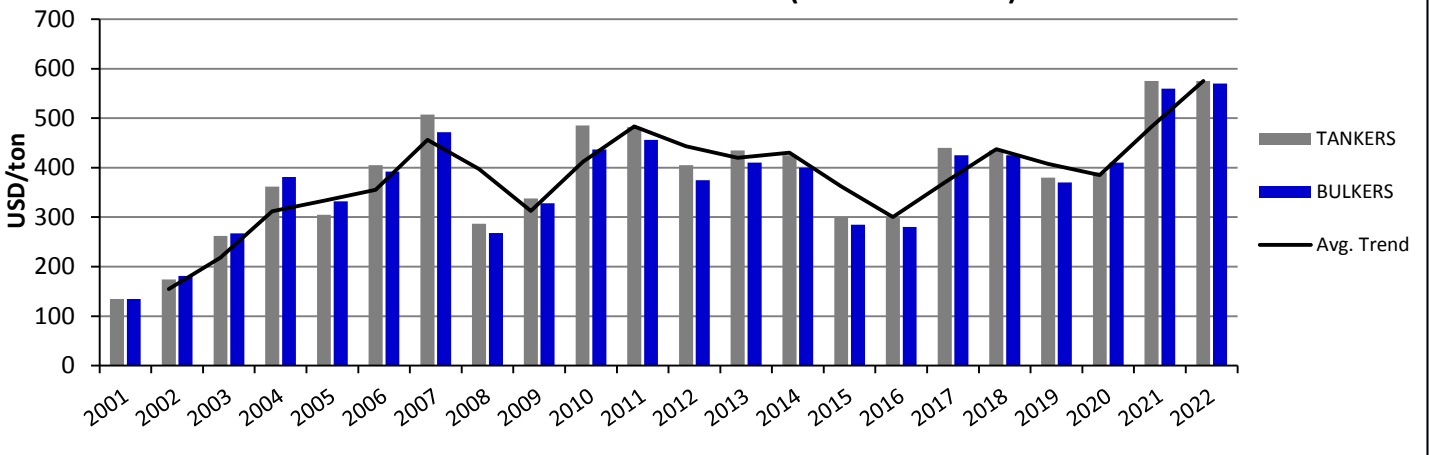


Total Demolition (Dwt)



* Bss reported sales

Historical Demolition Prices (India Year's End)



HISTORICAL DEMOLITION PRICES (*Indian Year's End)

	2004	2005	2006	2007	2008	2009	2010	2011	2012	2013	2014	2015	2016	2017	2018	2019	2020	2021	CURR
WET	362	302	405	507	287	338	485	482	405	435	425	300	300	440	435	380	410	575	575
DRY	381	332	392	472	268	328	437	456	375	410	400	285	280	425	425	370	390	560	570

India

<i>TYPE</i>	<i>NAME</i>	<i>DWT</i>	<i>BLT</i>	<i>LDT</i>	<i>PRICE \$/LDT</i>	<i>COMMENTS</i>
BULK	GLORY FUTURE	28215	1998	7238	-	
BULK	SUNLIGHT	172572	2000	-	547	
BULK	CAPTAIN VENIAMIS	171448	2001	-	550	
GAS	MAX PLANCK	5560	1992	-	-	
TANK	QUEENSWAY	159878	1993	23128	520	
TANK	PRISCO BRAVO	7975	1991	-	1200	
TANK	AZTEC	299157	-	-	610	

Bangladesh

<i>TYPE</i>	<i>NAME</i>	<i>DWT</i>	<i>BLT</i>	<i>LDT</i>	<i>PRICE \$/LDT</i>	<i>COMMENTS</i>
BULK	YUTOKU	420	1968	-	-	
GAS	SEOUL GAS	4197	1999	-	-	
TANK	PYLADES	11050	1984	-	-	
TANK	HAI SOON 26	4998	1992	-	-	
TANK	AMPAR 8	3500	2007	-	-	
TANK	XING TONG YOU 59	6988	2003	-	580	

Pakistan

<i>TYPE</i>	<i>NAME</i>	<i>DWT</i>	<i>BLT</i>	<i>LDT</i>	<i>PRICE \$/LDT</i>	<i>COMMENTS</i>

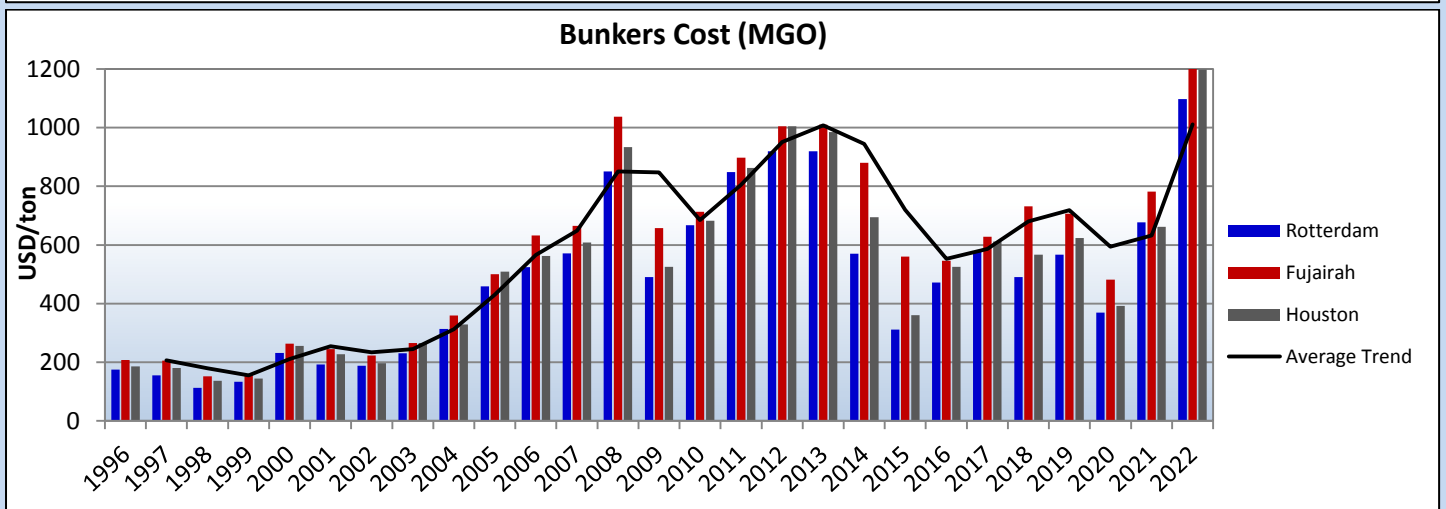
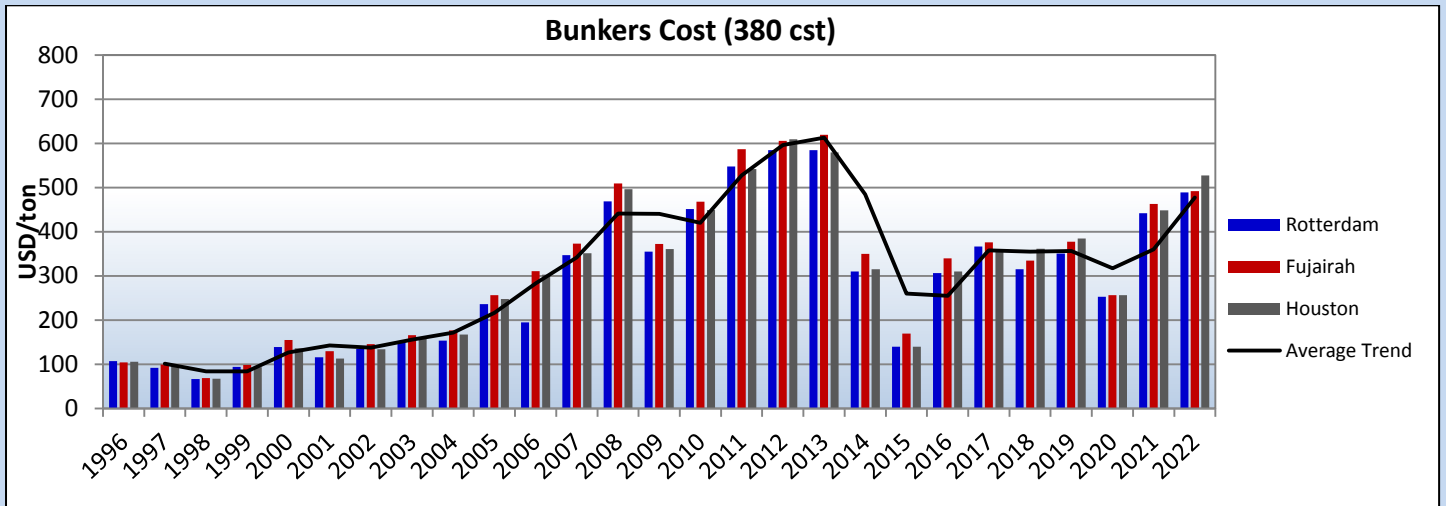
Turkey

<i>TYPE</i>	<i>NAME</i>	<i>DWT</i>	<i>BLT</i>	<i>LDT</i>	<i>PRICE \$/LDT</i>	<i>COMMENTS</i>

Other

<i>TYPE</i>	<i>NAME</i>	<i>DWT</i>	<i>BLT</i>	<i>LDT</i>	<i>PRICE \$/LDT</i>	<i>COMMENTS</i>
BULK	EVER JUDGER	82000	2014	-	-	AS IS INDONESIA
PASS	PEARL II	2952	1981	10141	-	TURKEY
REEF	BLUE BIRD	5250	1984	-	-	TURKEY
TANK	BONGKOT STAR	301242	1997	41835	530	AS IS MALAYSIA

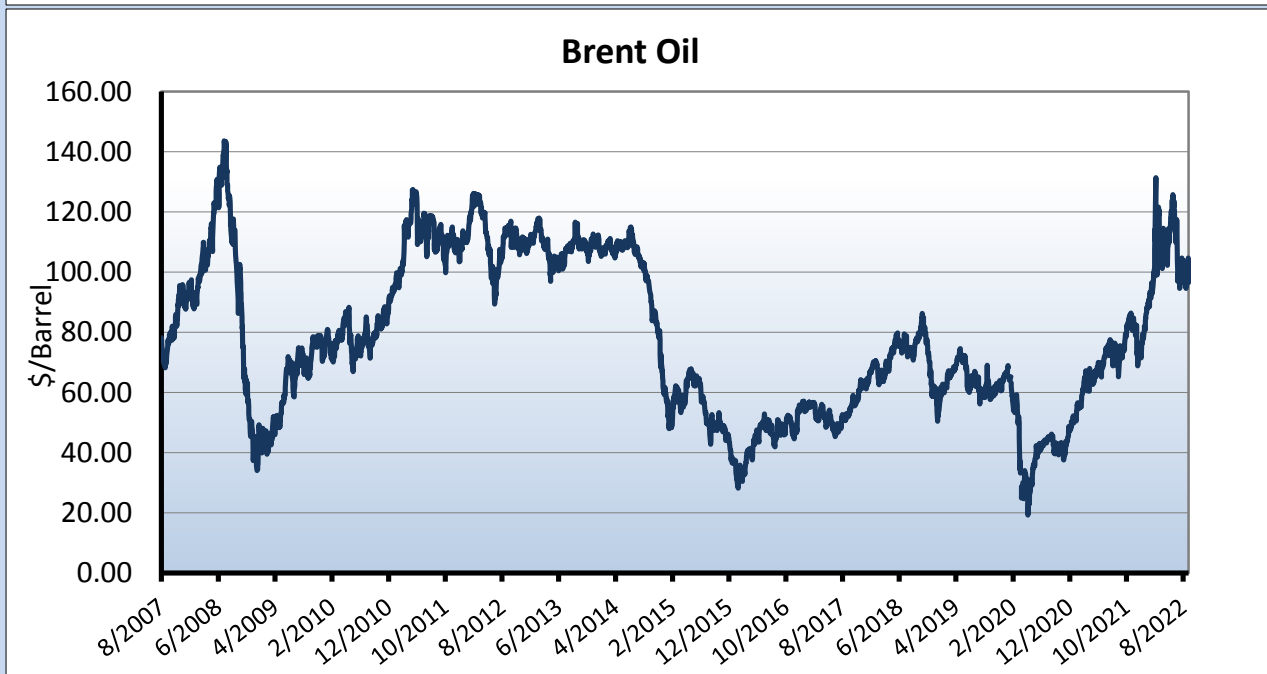
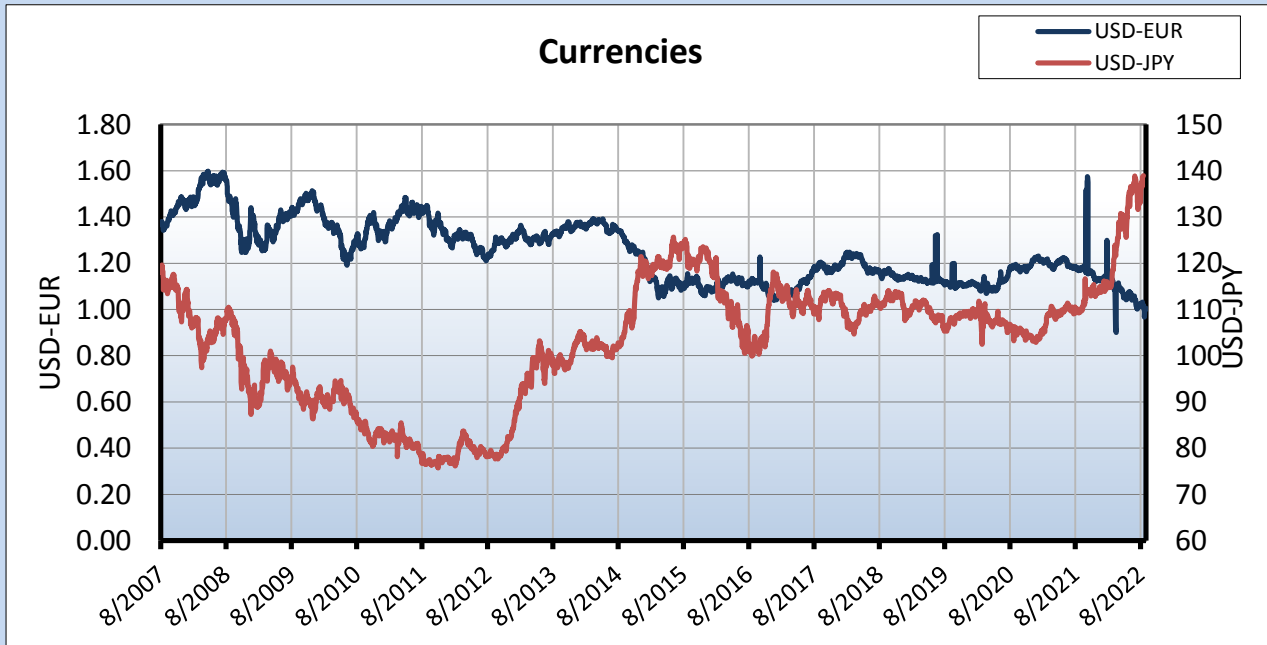
HISTORICAL BUNKER PRICES



	HISTORICAL BUNKER PRICES					
	Rotterdam		Fujairah		Houston	
	380 cst	MGO	380 cst	MGO	380 cst	MGO
1994	86	133.2	80.9	182.6	80.8	148.8
1995	97	140.6	94.6	175.8	93.2	148
1996	107	175.1	104.4	207.5	105.8	186
1997	92	155.4	99.3	205.6	97.3	179.9
1998	66.5	112.2	69.2	152.2	67.2	136.9
1999	94	133	98.5	157.2	93.3	143.9
2000	139	231.6	155.3	263.5	136	255.7
2001	116	192.4	129.7	244.7	112.8	227.5
2002	135	188.2	145.9	222.8	134	196
2003	151	230.4	166.3	265.2	160.2	265.1
2004	154	313.4	176.7	359.3	167.3	328.7
2005	236	458.4	256.6	500.1	248.3	508.5
2006	195	524.1	310.9	631.8	303	562.3
2007	347	571.3	373.7	664.7	351.8	608.6
2008	469	850.7	509.4	1037.7	496.8	933.2
2009	355	490.6	372.8	657	360.7	525
2010	452	667.1	468.2	712.9	449.3	683
2011	548	848.6	587.5	897.5	542.1	862.4
2012	585	920	606	1005	610	1005
2013	585	920	620	1010	580	985
2014	310	570	350	880	315	695

2015	140	311	170	560	140	360
2016	307	472	340	546	310	525
2017	367	579	376	627.5	356	612
2018	315	490	335	732	362	567
2019	290.4	607.2	290.3	760.3	342	647.8
2020	302	426	312	474	296	461.75
2021	442.5	677	463	782	449	661.5
31-08-22	489.5	1080	492	1331	528	1127

MARKET INDICATORS



	GBP	CAD	EUR	JPY	CHF	USD	AUD
GBP	1	0.6564	0.8634	0.0062	0.8820	0.8640	0.5898
CAD	1.5228	1	1.3146	0.0094	1.3426	1.3162	0.8986
EUR	1.1582	0.7603	1	0.0072	1.0215	1.0007	0.6832
JPY	161.343	105.969	139.264	1	142.290	139.530	95.145
CHF	1.1345	0.7447	0.9787	0.0070	1	0.9797	0.6683
USD	0.8646	0.7595	0.9982	0.0072	1.0205	1	0.6819
AUD	1.6945	1.1150	1.4630	0.0105	1.4959	1.4712	1

* 31/08/2022 values

STOCK WATCH

NAME	TICKET	THIS MONTH*	LAST MONTH	CHANGE %	52w HIGH	52w LOW
Capital Product Partners	CPLP	15.14	14.96	1.20%	19.65	12.04
Diana Shipping Inc.	DSX	4.82	5.46	-11.72%	6.89	3.31
Dynagas LNG Partners LP	DLNG	3.66	3.32	10.24%	4.49	2.55
Eagle Bulk Shipping Inc.	EGLE	43.94	52.62	-16.50%	78.75	36.21
Euroseas Ltd.	ESEA	23.10	24.10	-4.15%	39.17	20.38
Costamare Inc.	CMRE	11.21	11.64	-3.69%	18.01	10.25
Navios Maritime Holdings	NM	2.06	2.33	-11.59%	7.48	1.94
GasLog Ltd.	GLOG	25.31	25.24	0.28%	26.40	23.36
Safe Bulkers Inc.	SB	3.21	3.83	-16.19%	5.44	3.02
Star Bulk Carriers Corp.	SBLK	20.00	25.33	-21.04%	33.99	17.80
Stealthgas Inc.	GASS	3.09	2.68	15.30%	4.18	1.91
TEN Inc.	TNP	14.88	12.71	17.07%	16.48	6.95
TOP Ships Inc.	TOPS	0.28	0.33	-15.15%	1.65	0.28
Danaos Corporation	DAC	67.21	71.33	-5.78%	107.47	55.71

* 31/08/2022 closing values

~~~~~

Disclaimer: Information and data that appear in this report have been obtained from various sources which are believed to be correct and reliable. However, Athenian Shipbrokers S.A. does not guarantee their accuracy or completeness and therefore cannot be held liable for any loss incurred as a result of reliance in any way whatsoever on the information contained herein.

Kind Regards,



**ATHENIAN SHIPBROKERS S.A.**