



ATHENIAN SHIPBROKERS S.A.

107-109, Vas. Pavlou Str., GR 166 73, Voula, Athens, Greece

Tel: +30 210 9659700 - Fax: +30 210 8996040

Email S & P : athenian@atheniansa.gr

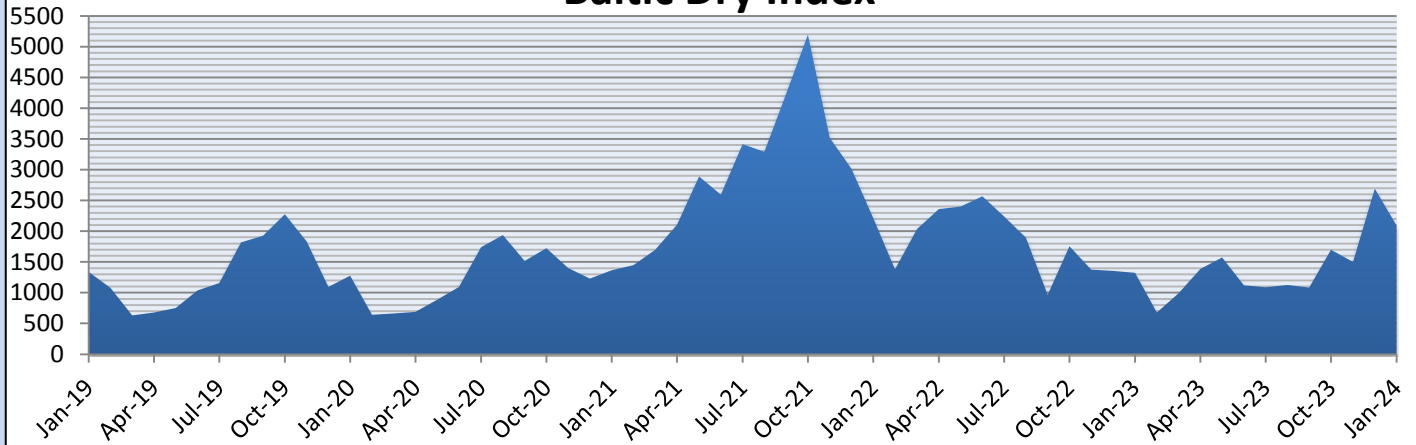
Email Chartering : chartering@atheniansa.gr

www.atheniansa.gr

JAN 2024

MONTHLY REPORT

Baltic Dry Index



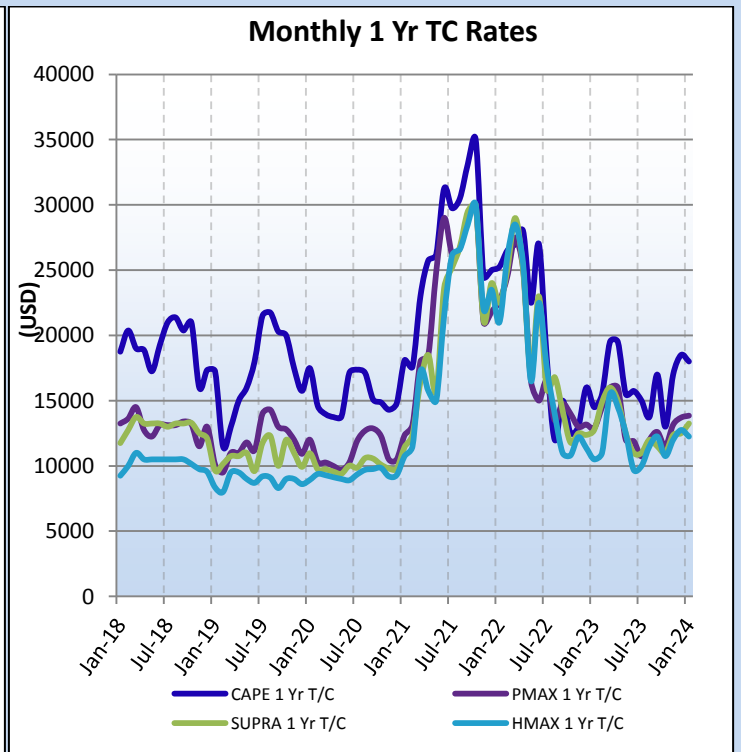
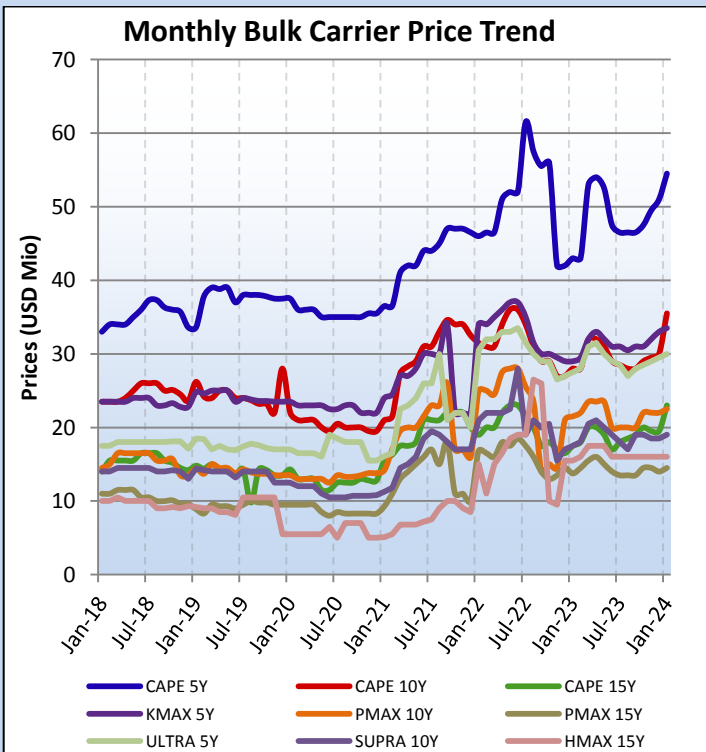
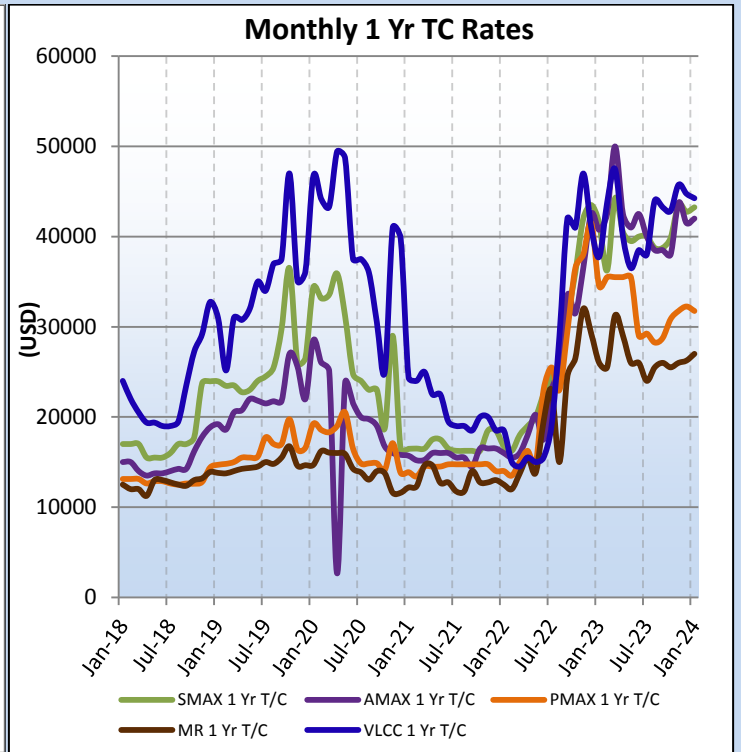
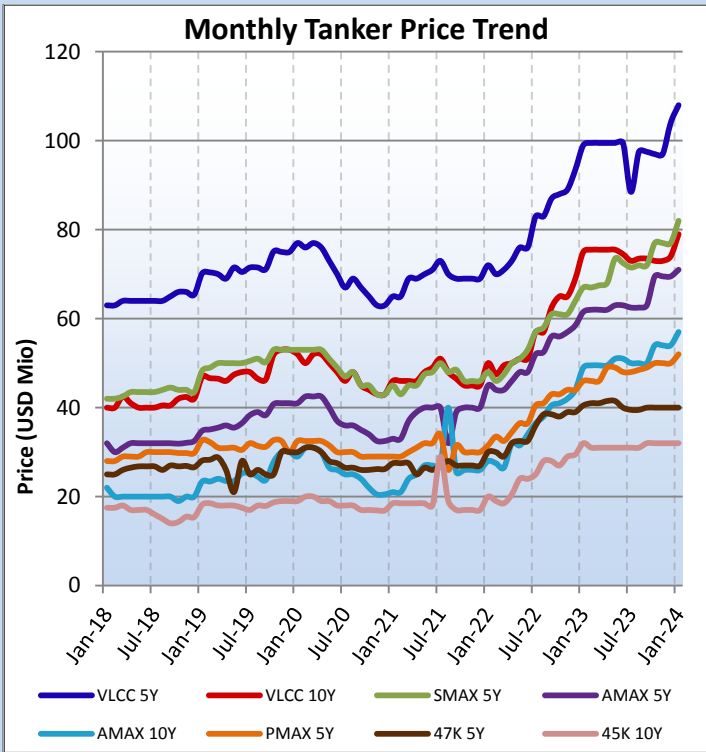
PRICES TANKERS (\$ MIO)

* Prices reflect Year's End	2018	2019	2020	2021	2022	2023	JAN-24
VLCC 5Y	63	75	63	69	93.5	104	108
VLCC 10Y	40	53	43	45	69	74	79
SUEZMAX 5Y	42	53	42	46	64	77	82
AFRAMAX 5Y	32	41	42.5	40	58.5	69.5	71
AFRAMAX 10Y	22	30	28.3	26	44	54	57
PANAMAX 5Y	28	30	29.5	30	44	50	52
51K 5Y	27.5	30	26.5	27	39	39	44.5
47K 10Y	16.5	19	17.5	17	29.5	30	32

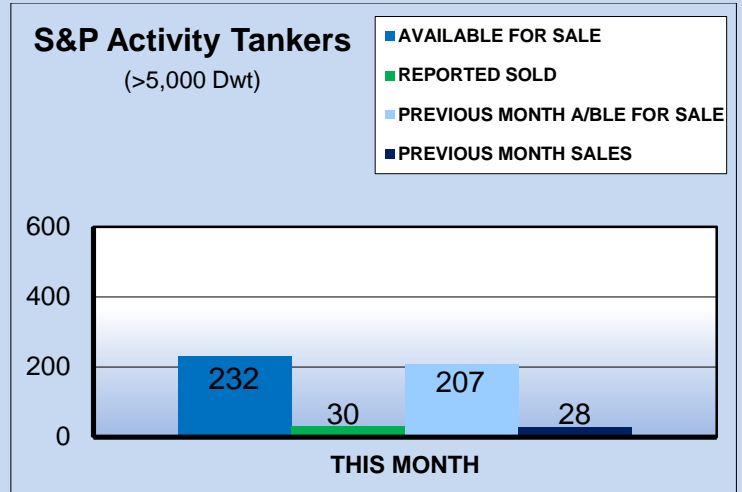
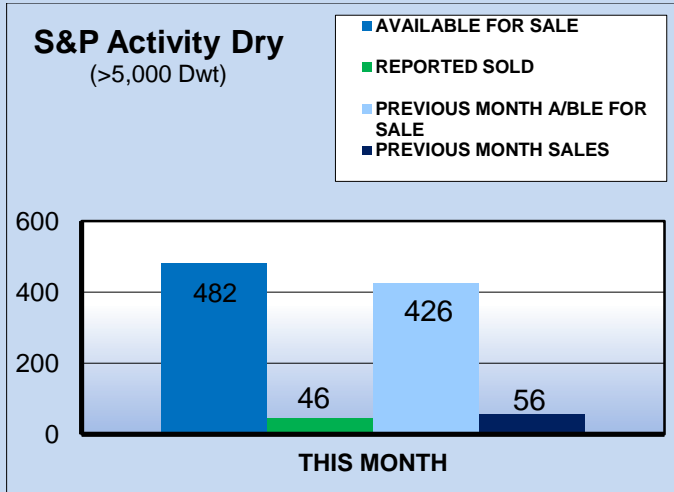
PRICES BULKERS (\$ MIO)

* Prices reflect Year's End	2018	2019	2020	2021	2022	2023	JAN-24
CAPE SIZE 5Y	33	37.5	35.3	46.5	42	51	54.5
CAPE SIZE 10Y	23.5	22	19	32.5	27	30	35.5
CAPE SIZE 15Y	14	13.5	12	20	16.5	19.5	23
KAMSARMAX 5Y	23.5	23.5	21.8	32	29	33	33.5
KAMSARMAX 10Y	14.5	13.5	13.5	22	21	23	25
PANAMAX 15Y	9	9.5	8.8	16	14.5	14	14.5
PANAMAX 20Y	6.5	6	5.7	10	9.5	10	10
ULTRAMAX 5Y	18	17	17.3	29	27	29.5	30
SUPRAMAX 10Y	14	12.5	10.5	20	17	18.5	19
HANDY 37K 5Y	15	16.7	14.5	24	22	25.5	26
HANDY 37K 10Y	11.8	9.2	8.7	17	15.5	16	17.5

SECOND HAND SALES & CHARTER FIXTURE TRENDS

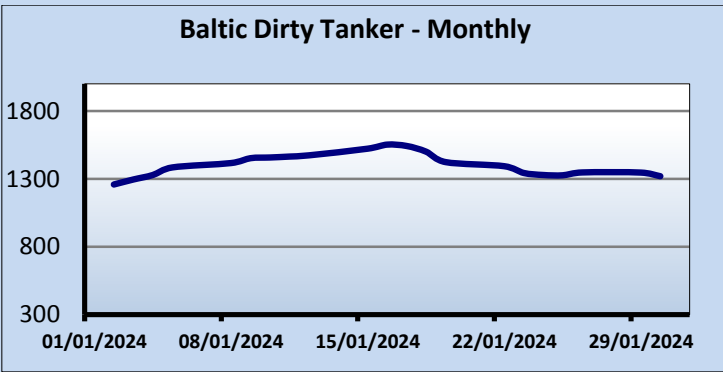
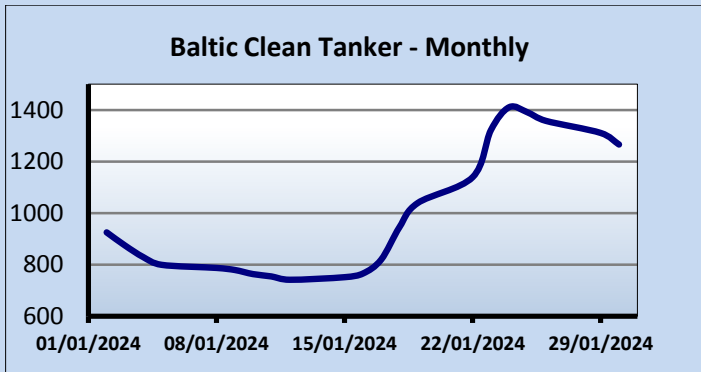
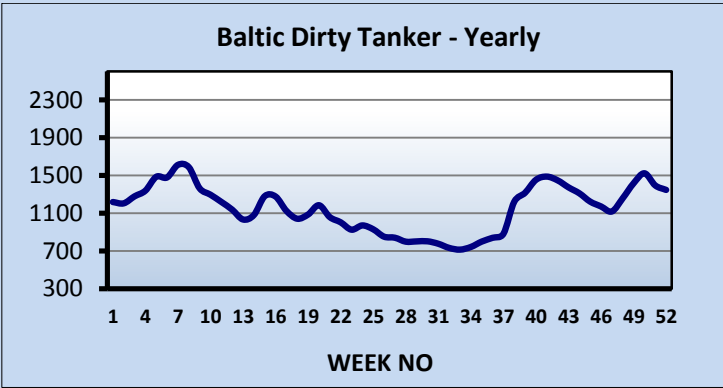
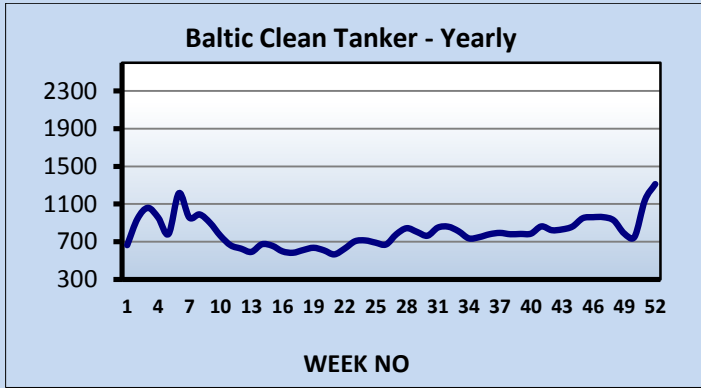


SECOND HAND TONNAGE MARKET



** Excluding demolition sales*

Ship Type	Sale and Purchase Market						
	Aug-23	Sep-23	Oct-23	Nov-23	Dec-23	Jan-24	Total
BULK	37	45	39	48	56	46	271
TANK	11	18	55	41	28	30	183
GAS	1	2	1	5	6	4	19
CONT	9	8	15	5	5	5	47
TWEEN/MPP	0	0	0	0	0	0	0
REEF	1	0	0	0	0	0	1
RORO	3	1	6	2	0	2	14
FERRY	0	0	0	0	0	0	0
CRUISE	0	0	1	0	1	2	4
Total	62	74	117	101	96	89	539



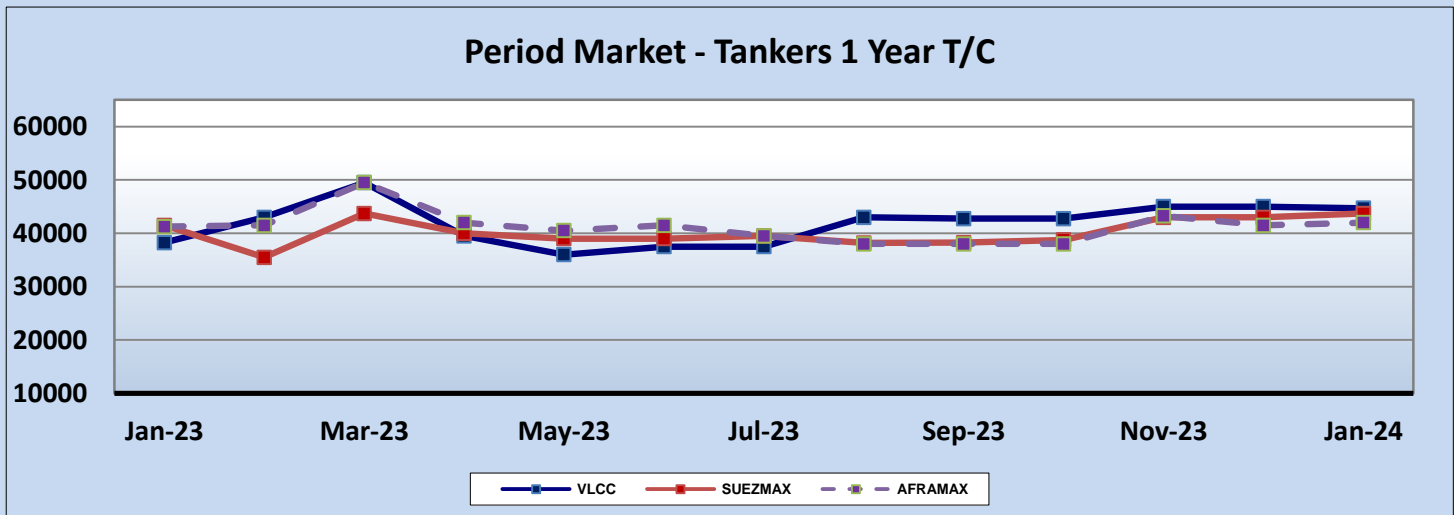
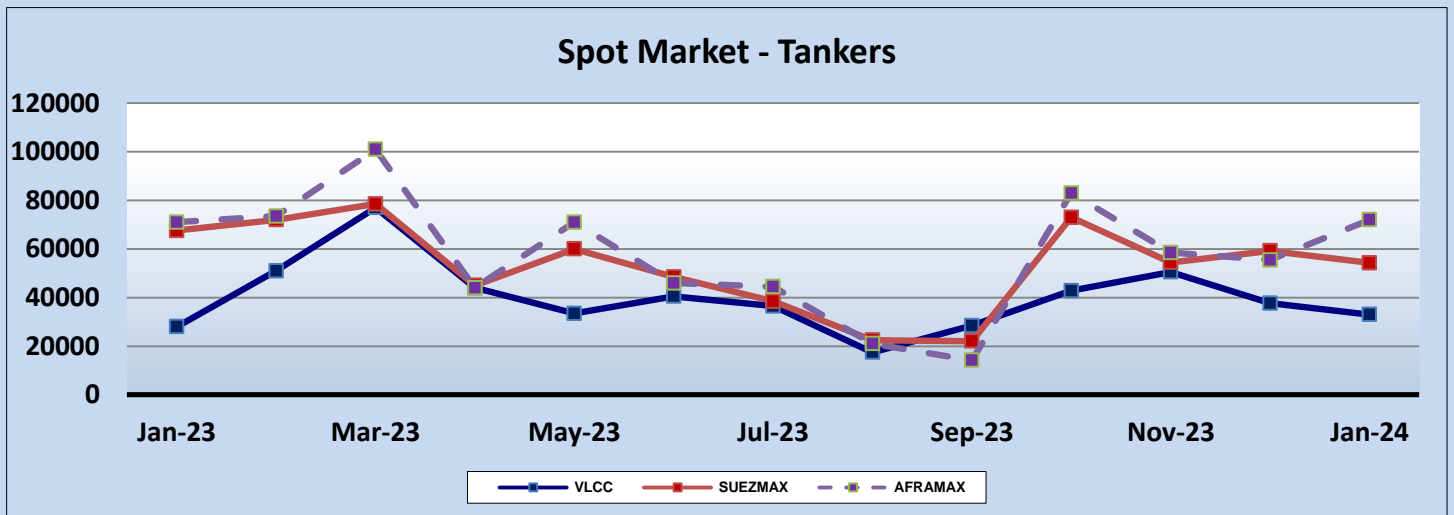
TANKER SALES

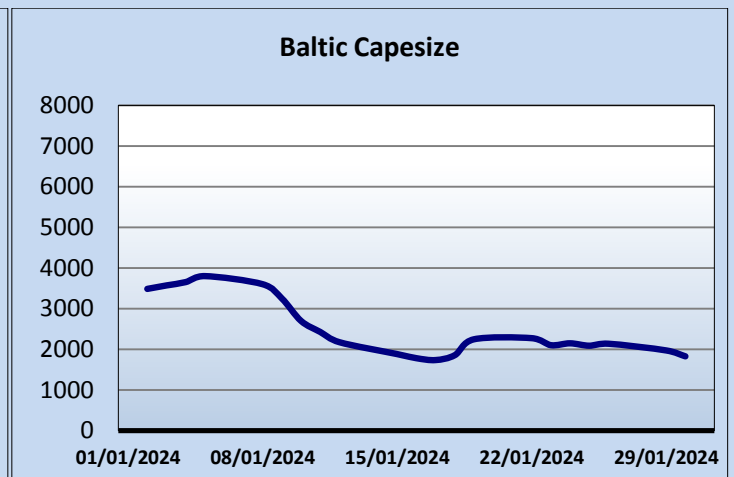
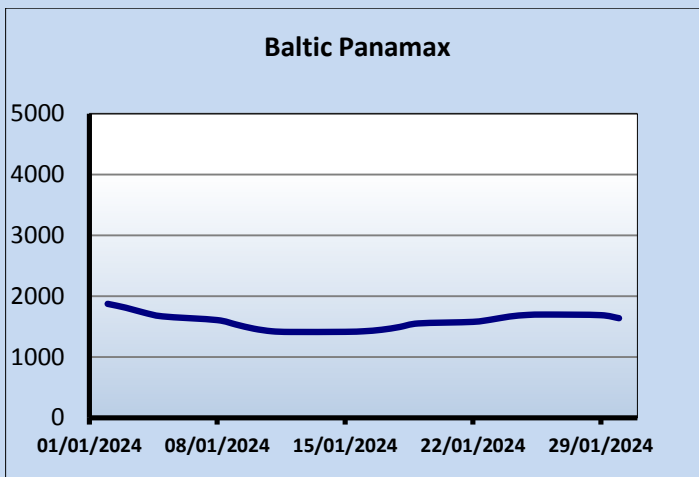
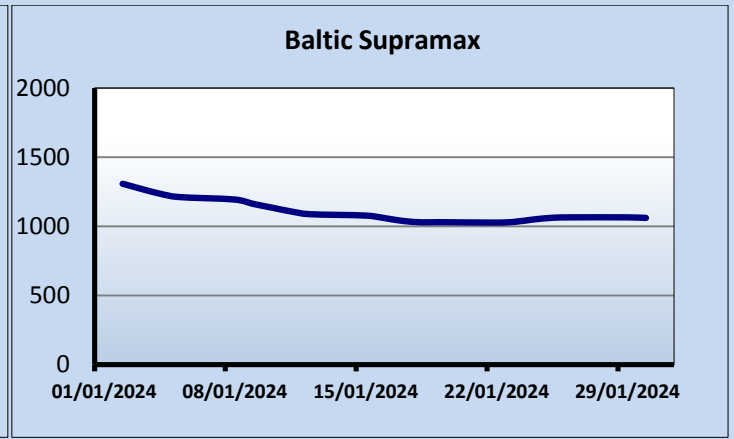
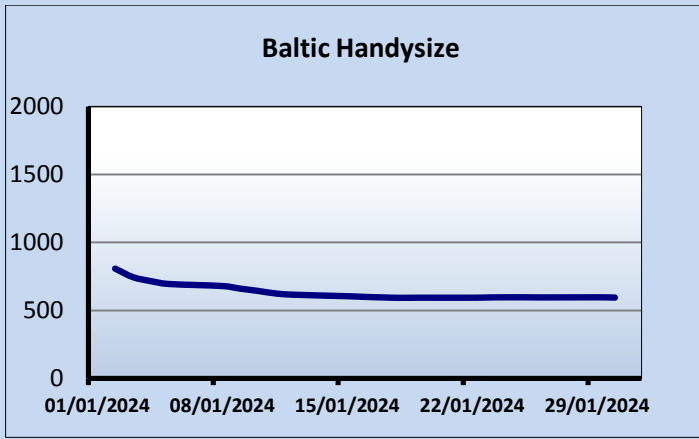
<i>NAME</i>	<i>DWT</i>	<i>BLT</i>		<i>PRICE \$ (MIO)</i>	<i>BUYER</i>
PAPRIKA	40,128	2003	KOREA	15	UNDISCLOSED
ELIZABETH I.A.	306,229	2004	KOREA	33.5	CHINESE
ALPINE PEMBROKE	74,602	2010	KOREA		ENBLOC BSS
ALPINE PIONEER	74,552	2011	KOREA	65	ADVANTAGE TANKERS
STI TRIBECA	49,990	2015	KOREA	39.1	CL OF KSS LINE
BELLA CIAO	156,586	2020	CHINA	86	PERTAMINA
JESSICA D	300,976	2004	JAPAN	35	UNDISCLOSED
JAG PRABHA	47,999	2004	JAPAN	15	UNDISCLOSED
WONDER SIRIUS	115,340	2005	KOREA	33.8	UNDISCLOSED
BLUE TRADER	37,270	2005	KOREA	17.4	TURKISH
BROOK TROUT	73,672	2007	KOREA		ENBLOC BSS
LAKE TROUT	73,580	2007	KOREA	52	EMARAT MARITIME
AURELIA	24,025	2006	CROATIA	13	UNDISCLOSED
MARE ORIENS	110,295	2008	JAPAN	42	CHINESE
PELAGIC TAIMEN	50,885	2006	KOREA	20	CHINESE
PLUTO	37,282	2008	KOREA		ENBLOC BSS
DINAH	37,313	2008	KOREA	41.75	UNDISCLOSED
FOS	48,673	2007	JAPAN	22.5	MIDDLE EASTERN
FRONT ENDURANCE	321,300	2009	KOREA		ENBLOC BSS
FRONT KATHRINE	297,974	2009	CHINA		
FRONT QUEEN	297,936	2009	CHINA		
FRONT CECILIE	296,995	2010	CHINA		
FRONT SIGNE	297,007	2010	CHINA	300	
SOCHRINA	46,606	2008	KOREA	24	SINOKOR
					BESIKTAS LIKID TAS.

FAIR SEAS	115,406	2008	KOREA	43.5	CHINESE
ELI KNUITSEN	16,544	2009	CHINA		ENBLOC BSS
LIV KNUITSEN	16,585	2009	CHINA	27.5	ALGOMA CENTRAL CORP.
OWL 2	13,020	2008	KOREA	9.2	TURKISH
PATARIS	73,774	2009	CHINA	26	TRAFIGURA BEHEER BV
XING HAI HUA 728	17,204	2009	CHINA	8.2	UNDISCLOSED

GAS SALES

NAME	DWT	BLT		CBM	PRICE \$ (MIO)	BUYER
FORMOGAS CRYSTAL	17,659	2006	CHINA	16,250	-	UNDISCLOSED
VENUS GLORY	54,474	2008	KOREA	82,090	66	UNDISCLOSED
TRANSGAS POWER	83,300	2021	CHINA	170,520		ENBLOC BSS
TRANSGAS FORCE	83,300	2022	CHINA	170,520	-	CL OF ENERGOS INF.

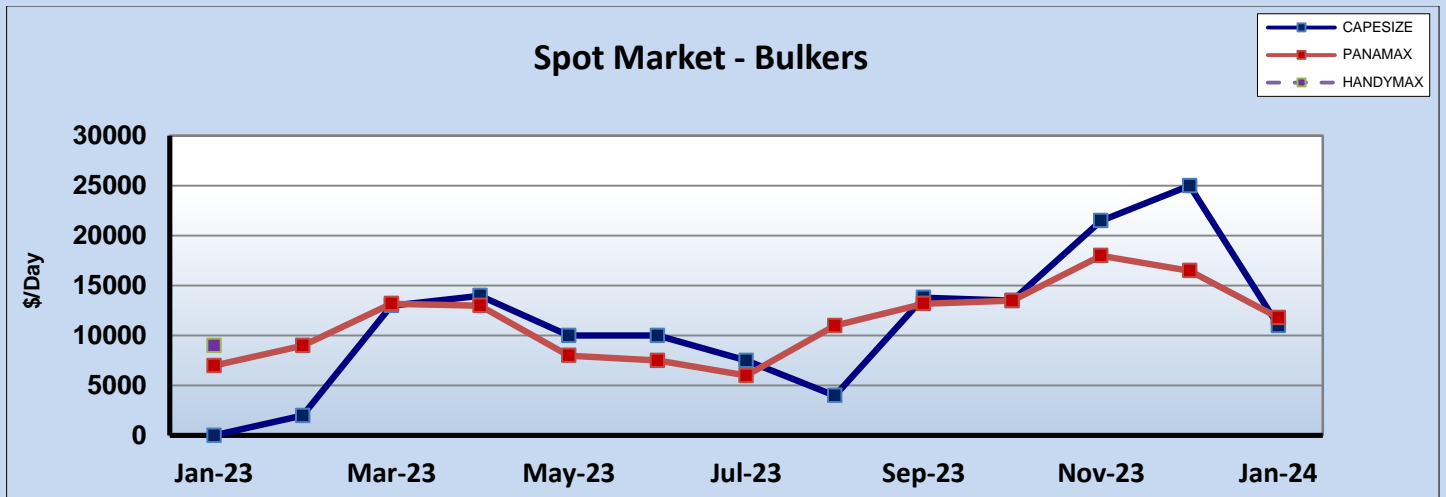


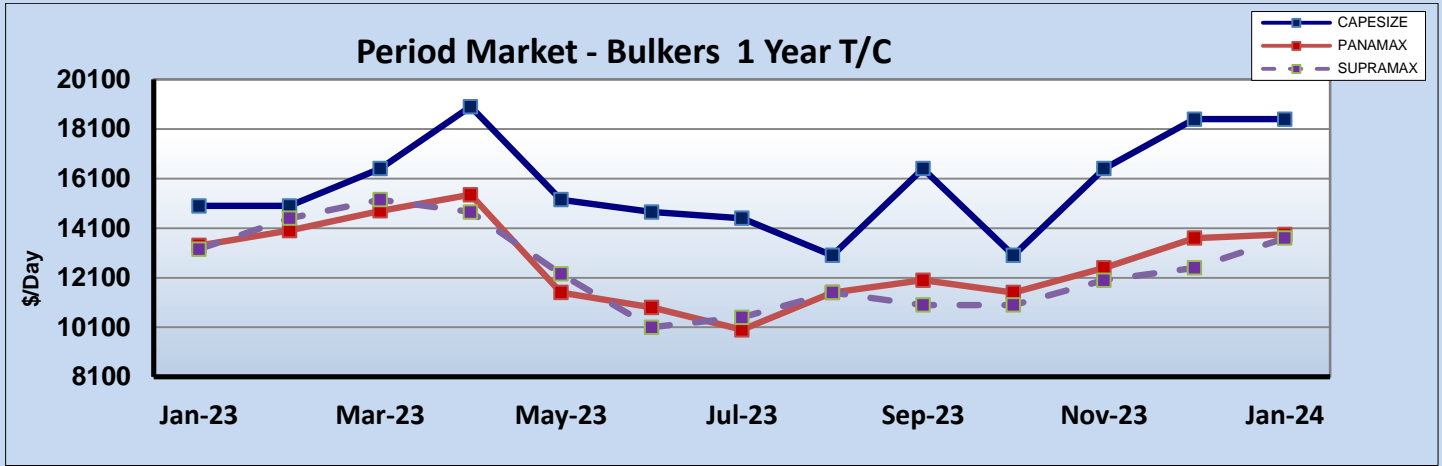


BULKER SALES

<i>NAME</i>	<i>DWT</i>	<i>BLT</i>		<i>GEAR</i>	<i>PRICE \$ (MIO)</i>	<i>BUYER</i>
BEST HONOR	47,183	1998	JAPAN	4x30	5.2	TURKISH
ALPHA AFOVOS	74,428	2001	KOREA	-	7.1	CHINESE
CHARLOTTE OLDENDORFF	93,296	2010	CHINA	-	15.45	GREEK
IKAN PARANG	56,618	2011	CHINA	4x30	11.8	UNDISCLOSED
ARTEMIS	81,963	2013	CHINA	-	19.5	COSCO DALIAN
RUI FU XING	37,064	2012	KOREA	4x35	16.5	TURKISH
HAI YANG ZHI HUA	56,603	2011	CHINA	4x30		ENBLOC BSS
LAN HAI SHENG HUI	56,616	2011	CHINA	4x30	25	EUROPEAN
SUPER LUNA	81,517	2016	CHINA	-	22.6	MODION MARITIME
SEA STAR	56,591	2014	CHINA	4x30	16	GREEK
AGALI	28,202	2013	JAPAN	4x30.5	13	UNDISCLOSED
KING BATON ROUGE	55,884	2014	JAPAN	4x30	22	GREEK
MARLIN V	61,444	2013	JAPAN	4x30	21	ALPHA OMEGA M.
LOWLANDS HOPPER	36,309	2015	JAPAN	4x30.5	17.7	UNDISCLOSED
TOMORROW	56,025	2013	JAPAN	4x30	18.5	GREEK
TOMINI BRAVERY	81,027	2015	CHINA	-	24.5	GREEK
STAR BOVARIUS	61,602	2015	CHINA	4x30	25.25	GREEK
CP TIANJIN	63,541	2016	CHINA	4x30	24	CHINESE
EURUS VENTURE	43,457	2017	CHINA	4x30		ENBLOC BSS
NOTOS VENTURE	43,477	2017	CHINA	4x30	46	UNDISCLOSED
MINERAL QINGDAO	206,298	2020	CHINA	-	54.5	WINNING SHIPPING
XING HAO HAI	61,452	2016	CHINA	4x30		ENBLOC BSS
XING HE HAI	61,473	2016	CHINA	4x30	52	CHINESE

CAPT TASOS	182,288	2023	JAPAN	-	70.5	CL OF NORDEN A/S
ANTHIA	28,740	2002	KOREA	4x30	6.8	UNDISCLOSED
APJ JAD	52,461	2002	PHILIPPINES	4x30	7.2	UNDISCLOSED
KERVEROS	76,602	2003	JAPAN	-	9.35	UNDISCLOSED
AMARNATH	53,169	2004	JAPAN	4x30.5	7.75	UNDISCLOSED
DESERT RHAPSODY	53,820	2007	CHINA	4x36	9.2	CHINESE
ARTEMIS	76,942	2006	JAPAN	-	12.99	UNDISCLOSED
IVS KINGBIRD	32,561	2007	JAPAN	4x30.5	10.4	TURKISH
HIGHLAND PARK	174,093	2006	CHINA	-	15.2	UNDISCLOSED
RICHMOND PEARL	53,100	2009	CHINA	4x35	10.8	UNDISCLOSED
FLAG TRIAS	93,492	2007	JAPAN	-	14.5	UNDISCLOSED
KAVALA	83,688	2009	JAPAN	-	16.3	GREEK
SEASTAR TRADITION	30,465	2009	CHINA	4x30	9	UNDISCLOSED
QUEEN KOBE	55,444	2009	JAPAN	4x30	15	INDONESIAN
MAGIC VENUS	83,416	2010	JAPAN	-	17.5	UNDISCLOSED
CRESTED EAGLE	55,989	2009	JAPAN	4x30		ENBLOC BSS
STELLAR EAGLE	55,989	2009	JAPAN	4x30	29	UNDISCLOSED
NORDIC LONDON	34,904	2010	KOREA	4x30	12.5	TURKISH
GH HARMONY	92,500	2010	CHINA	-	13	UNDISCLOSED
ELGIZNUR CEBI	57,305	2009	KOREA	4x35	13.2	CHINESE
UNI WEALTH	29,256	2009	CHINA	4x30.5	8.5	UNDISCLOSED
ALAM SURIA	29,077	2012	JAPAN	4x30.5	11.8	UNDISCLOSED
THE EVOLUTION	88,270	2010	JAPAN	-	17.4	UNDISCLOSED





CONTAINER SALES

<i>NAME</i>	<i>DWT</i>	<i>BLT</i>		<i>GEAR</i>	<i>TEU</i>	<i>PRICE \$ (MIO)</i>	<i>BUYER</i>
CTP DELTA	12,568	1993	POLAND	2x40	1,012	-	UNDISCLOSED
WAN HAI 305	30,246	2002	JAPAN	-	2,496	8	CHINESE
ZHONG AN XIN HUA YUAN	57,197	2002	KOREA	-	4,515	14	CHINESE
BUXHAI	79,403	2005	KOREA	-	6,336	18	CL OF MSC
GH BORA	37,968	2009	GERMANY	-	2,702	12.5	CL OF PETER D.

Ro-Pax / Fast Ferries SALES

<i>NAME</i>	<i>GT</i>	<i>BLT</i>		<i>Pax</i>	<i>PRICE \$ (MIO)</i>	<i>BUYER</i>
-	-	-	-	-	-	-

CRUISE SALES

<i>NAME</i>	<i>GT</i>	<i>BLT</i>		<i>Pax</i>	<i>PRICE \$ (MIO)</i>	<i>BUYER</i>
CELESTYAL OLYMPIA	37773	1982	FINLAND	1,595	-	TURKISH
AVITAK	42289	2002	GERMANY	1,582	-	CL OF CBD LEASING

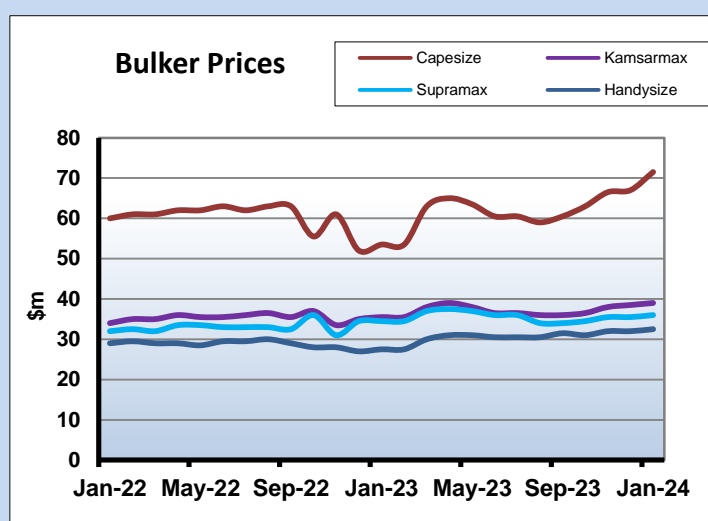
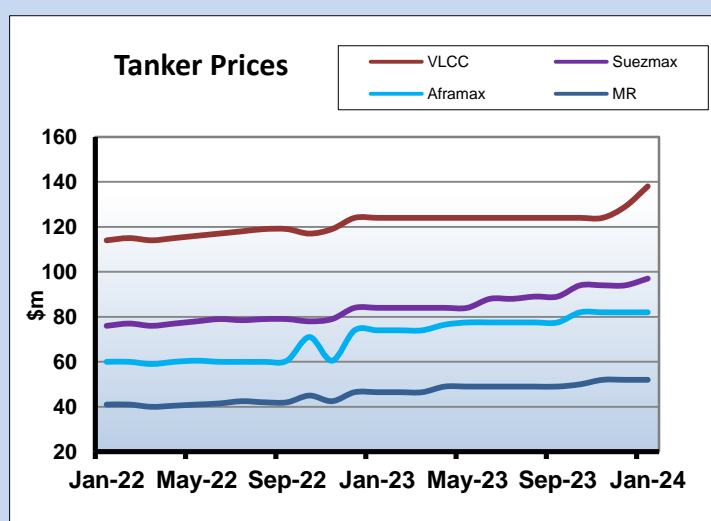
Ro-Ro SALES

<i>NAME</i>	<i>GT</i>	<i>BLT</i>		<i>Pax</i>	<i>PRICE \$ (MIO)</i>	<i>BUYER</i>
MORNING CECILIE	60876	2008	JAPAN	-	10	CL OF EUKOR CAR C.
MORNING CAMILLA	60876	2009	JAPAN	-	30	CL OF EUKOR CAR C.

OFFSHORE SALES

NAME	GT	BLT		BOLL. PULL	PRICE \$ (MIO)	BUYER
HARVEY FALCON	1654	2009	USA	-	-	ENBLOC BSS
HARVEY SEA-HAWK	1659	2010	USA	-	-	UNDISCLOSED
SEA GOLDCREST	4983	2019	CHINA	-	-	ENBLOC BSS
SEA GULL	4983	2020	CHINA	-	-	CL OF FUGRO

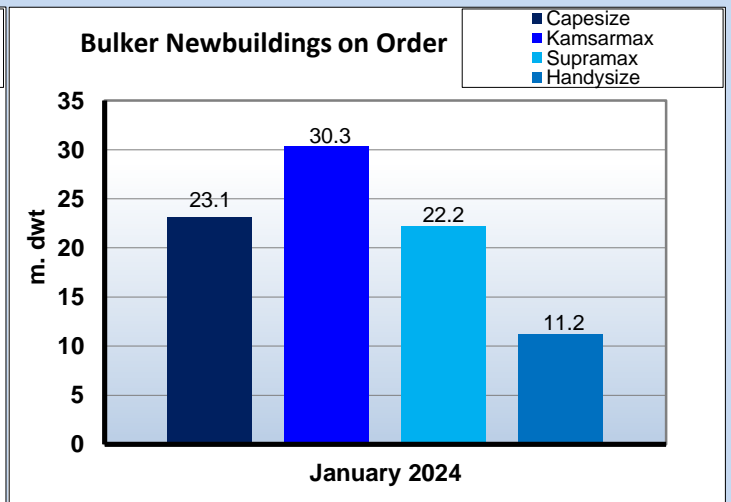
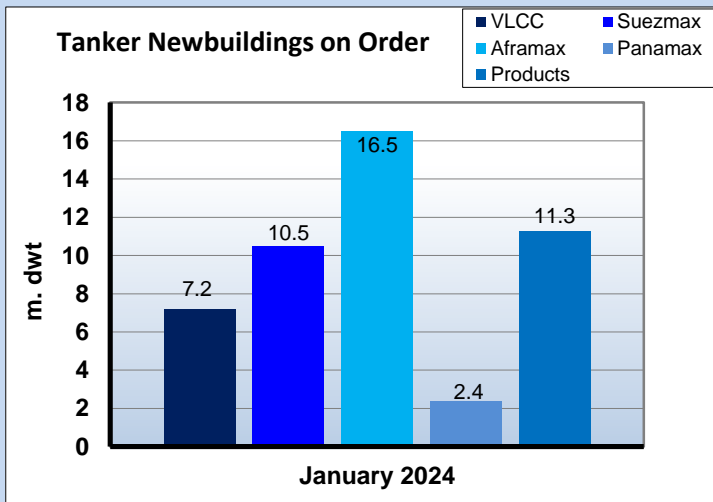
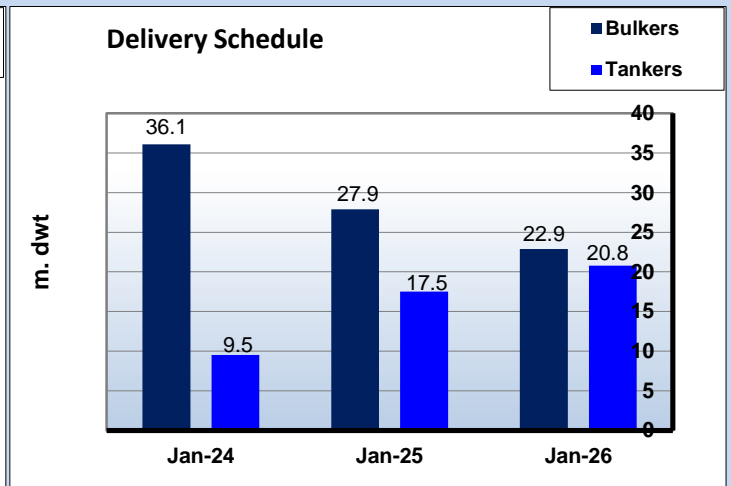
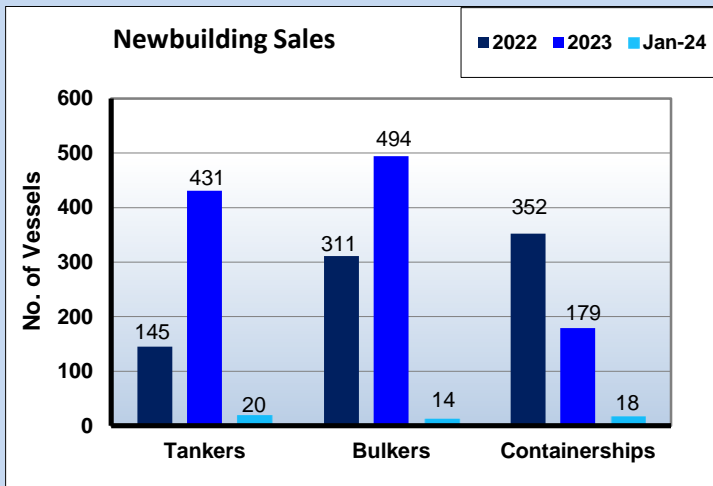
NEW BUILDING MARKET AND REPORTED CONTRACTS



Dry Bulk Orderbook					
Ship Type	m.Dwt	2024	2025	2026+	Total No. Ships
Capesize		7.7	7.1	8.3	110
Kamsarmax		11.5	8.9	10.0	369
Supra/Hmax		11.2	7.6	3.4	353
Handies		5.7	4.4	1.1	308
Total		36.1	27.9	22.9	1140

Tanker Orderbook					
Ship Type	m.Dwt	2024	2025	2026+	Total No. Ships
ULCC/VLCC		0.9	1.2	5.0	23
Suezmax		1.3	4.2	5.0	67
Aframax		3.8	6.6	6.2	144
Panamax		0.1	0.8	1.4	32
MR + Small		3.4	4.7	3.2	311
Total		9.5	17.5	20.8	577

LPG Orderbook				
Ship Type	,000cb 2024	2025	2026+	Total No. Ships
VLGC	2,281	1,831	6,207	111
LGC	45	180	411	14
MR	384	152	492	29
Handy	96	80	28	30
Small	6	4	0	4
Total m.Dwt	1.88	1.50	4.65	188



DWT in Thousands	Newbuilding Historical Prices (\$m)													
	Jan-24	2022	2021	2020	2019	2018	2017	2016	2010	2005	2000	1995	1990	1985
Tankers														
320 DWT ¹	138	124	110	85.5	95.6	92.4	81.5	84.5	104.8	120	76.5	85.3	87.4	38.2
170 DWT ¹	97	84	75	57	71.7	60.6	55	54.5	66.3	71.5	52.5	54	66.1	28.2
115 DWT ¹	82	74	58.5	46.5	55.1	48.1	44	44.5	56	58	41.5	43.3	53.2	18.1
50 DWT ¹	52	46.5	40	34	38.8	36.7	33.8	32.5	36.1	43	29.5	33.2	32.1	13.3
Bulkers														
185 DWT ¹	71.5	51.5	46.5	51.8	50.4	44	42	46	57.2	58.5	40.5	42.3	60.2	29.3
83 DWT ¹	39	35	26	30.6	28.1	25.5	24.5	25.7	34.3	36	22.5	27.9	30	13.4
64 DWT ¹	36	34	24	27.4	26.2	24	22.3	24.1	31.1	31	20.5	24.1	25.3	12.4
35 DWT ¹	32.5	27	23	22.6	23.9	22	19.5	20.3	26.3	25.5	15	19.2	21.3	9.7
	¹ Before 2001 sizes to read 280,000 - 140,000 - 95,000 - 40,000 respectively for tankers and 150,000 - 69,000 for Bulkers ² Single Hull ³ 30,000 DWT +Prior 2017 to read 73 - 76k dwt, 45k dwt & 30k dwt													
	(note: above is for vessels built Japan / Korea, you should also consider US\$ / Yen / Won relation for the years mentioned)													

Newbuilding Orders

TYPE	DWT	BUILDER	DELIVERY	PRICE \$	OWNER	NOTES
RORO	6,000	WUCHANG SB GROUP	2026	-	LOUIS DREYFUS (LDA)	MTHNL
RORO	6,000	WUCHANG SB GROUP	2026	-	LOUIS DREYFUS (LDA)	MTHNL
RORO	6,000	WUCHANG SB GROUP	2026	-	LOUIS DREYFUS (LDA)	MTHNL
BULK	210,000	QINGDAO BEIHAI SB	2027	-	EASTERN PACIFIC SHPG	AMMONIA
BULK	210,000	QINGDAO BEIHAI SB	2027	-	EASTERN PACIFIC SHPG	AMMONIA
BULK	210,000	QINGDAO BEIHAI SB	2027	-	EASTERN PACIFIC SHPG	AMMONIA
BULK	210,000	QINGDAO BEIHAI SB	2027	-	EASTERN PACIFIC SHPG	AMMONIA
LPG	58,000	HYUNDAI HI (ULSAN)	JUN 2027	115.80	SOLVANG ASA	LPG
LPG	58,000	HYUNDAI HI (ULSAN)	APR 2027	115.80	SOLVANG ASA	LPG
PRODUCTS	50,000	HUYNDAI MIPO	2026	-	PERTAMINA INTL SHPG	-
PRODUCTS	50,000	HUYNDAI MIPO	2026	-	PERTAMINA INTL SHPG	-
PRODUCTS	50,000	HUYNDAI MIPO	2026	-	PERTAMINA INTL SHPG	-
PRODUCTS	50,000	HUYNDAI MIPO	2026	-	PERTAMINA INTL SHPG	-
PRODUCTS	50,000	HUYNDAI MIPO	2026	-	PERTAMINA INTL SHPG	-
PRODUCTS	50,000	HUYNDAI MIPO	2026	-	PERTAMINA INTL SHPG	-
PRODUCTS	50,000	HUYNDAI MIPO	2026	-	PERTAMINA INTL SHPG	-
AMMONIA/LPG	58,000	HYUNDAI HI (ULSAN)	MAR 2027	121.10	PASCOGAS	LPG
AMMONIA/LPG	58,000	HYUNDAI HI (ULSAN)	MAR 2027	121.10	PASCOGAS	LPG
PASS/CAR F.	-	CMJL (WEIHAI)	FEB 2026	-	STENA RORO AB	1,100 (UNIT)
GCARGO	5,100	FERUS SMIT SY	MAY 2027	-	ERIK THUN AB	-
GCARGO	5,100	FERUS SMIT SY	JUN 2026	-	ERIK THUN AB	-
CHEM&OIL	7,999	FERUS SMIT SY	OCT 2027	-	ERIK THUN AB	-
CHEM&OIL	7,999	FERUS SMIT SY	JUN 2027	-	ERIK THUN AB	-
LNG	96,000	HYUNDAI SAMHO HI	2027	-	NAKILAT	LNG
LNG	96,000	HYUNDAI SAMHO HI	2027	-	NAKILAT	LNG
AMMONIA/LPG	55,000	HYUNDAI SAMHO HI	JUN 2027	-	NAKILAT	LPG
AMMONIA/LPG	55,000	HYUNDAI SAMHO HI	APR 2027	-	NAKILAT	LPG
AMMONIA/LPG	55,000	HYUNDAI SAMHO HI	FEB 2027	-	NAKILAT	LPG
AMMONIA/LPG	55,000	HYUNDAI SAMHO HI	DEC 2026	-	NAKILAT	LPG
BULK	82,000	OSHIMA SHIPBUILDING	SEP 2026	-	SAFE BULKERS	-
CONTAINER	14,210	HUANGPU WENCHONG	DEC 2026	-	ELBDEICH REEDEREI	MTHNL
CONTAINER	14,210	HUANGPU WENCHONG	DEC 2026	-	ELBDEICH REEDEREI	MTHNL
LPG	55,000	HYUNDAI HI (ULSAN)	AUG 2027	118	BGN	LPG
CHEM&OIL	7,990	TAIZHOU MAPLE LEAF	NOV 2025	-	FRATELLI COSULICH SG	-

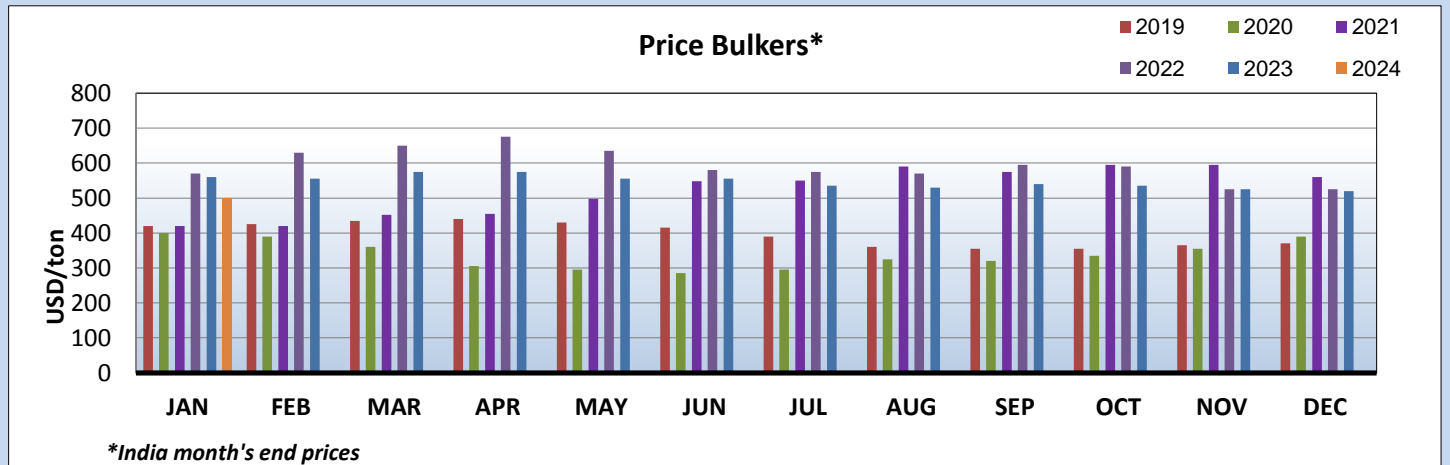
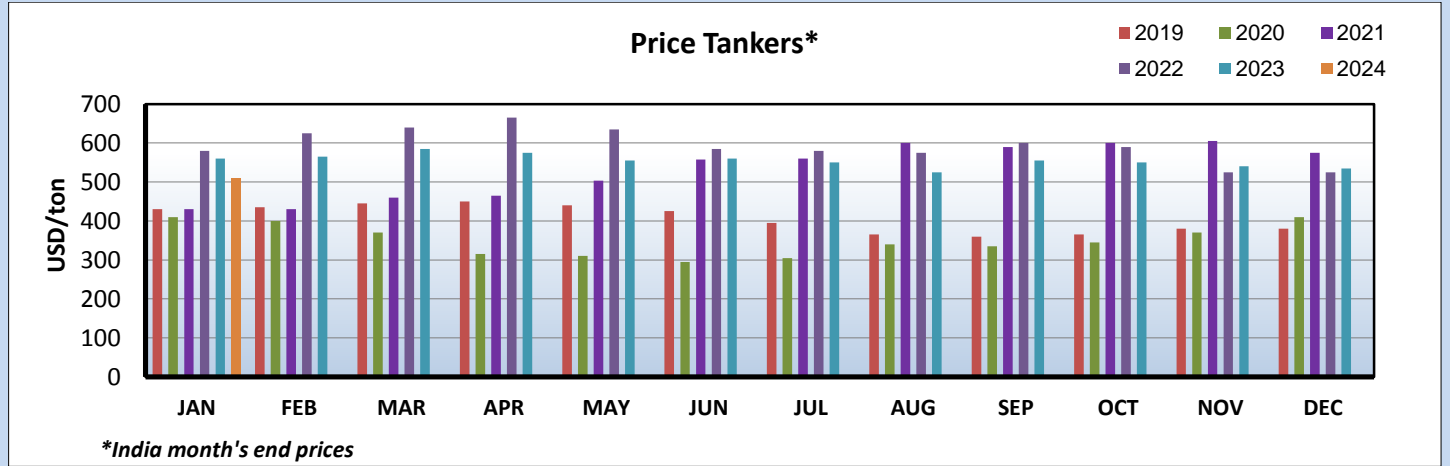
BULK	82,400	TSUNEISHI ZHOUSHAN	2026	40	WISDOM MARINE GROUP	-
BULK	82,400	TSUNEISHI ZHOUSHAN	2026	40	WISDOM MARINE GROUP	-
CONTAINER	140,000	YANGZI XINFU SB	2028	-	ONE	MTHNL
CONTAINER	140,000	YANGZI XINFU SB	2028	-	ONE	MTHNL
CONTAINER	140,000	YANGZI XINFU SB	2027	-	ONE	MTHNL
CONTAINER	140,000	YANGZI XINFU SB	2027	-	ONE	MTHNL
CONTAINER	140,000	YANGZI XINFU SB	2027	-	ONE	MTHNL
CONTAINER	140,000	YANGZI XINFU SB	2027	-	ONE	MTHNL
CONTAINER	140,000	JIANGNAN SY GROUP	2028	-	ONE	MTHNL
CONTAINER	140,000	JIANGNAN SY GROUP	2028	-	ONE	MTHNL
CONTAINER	140,000	JIANGNAN SY GROUP	2027	-	ONE	MTHNL
CONTAINER	140,000	JIANGNAN SY GROUP	2027	-	ONE	MTHNL
CONTAINER	140,000	JIANGNAN SY GROUP	2027	-	ONE	MTHNL
CONTAINER	140,000	JIANGNAN SY GROUP	2027	-	ONE	MTHNL
BULK	64,100	NEW DAYANG SB	NOV 2026	-	KASUGA KAIUN	-
BULK	64,100	NEW DAYANG SB	AUG 2026	-	KASUGA KAIUN	-
AMMONIA/LPG	56,000	SAMSUNG HI	NOV 2027	118.5	TMS CARDIFF GAS	LPG
AMMONIA/LPG	56,000	SAMSUNG HI	SEP 2027	118.5	TMS CARDIFF GAS	LPG
BULK	92,000	IMABARI SB MARUGAME	2027	-	K-LINE	MTHNL
BULK	92,000	IMABARI SB MARUGAME	2027	-	K-LINE	MTHNL
BULK	92,000	IMABARI SB MARUGAME	2027	-	K-LINE	MTHNL
PASS/CAR F.	350	DAMEN GALATI	2026	-	BC FERRIES	BATTERIES
PASS/CAR F.	350	DAMEN GALATI	2026	-	BC FERRIES	BATTERIES
PASS/CARGO	500	PIRIOU VIETNAM	2026	-	ISLES OF SCILLY SHPG	BAT-HYBR.
AMMONIA/LPG	93,000	HYUNDAI HI (ULSAN)	JUN 2028	121.9	NIPPON YUSEN KAISHA	LPG
AMMONIA/LPG	93,000	HYUNDAI HI (ULSAN)	MAR 2028	121.9	NIPPON YUSEN KAISHA	LPG
AMMONIA/LPG	93,000	HYUNDAI HI (ULSAN)	DEC 2027	121.9	NIPPON YUSEN KAISHA	LPG
CONTAINER	55,000	HUANGPU WENCHONG	NOV 2027	-	RCL	SCRUB-FITD
CONTAINER	55,000	HUANGPU WENCHONG	AUG 2027	-	RCL	SCRUB-FITD
CONTAINER	55,000	HUANGPU WENCHONG	MAY 2027	-	RCL	SCRUB-FITD
CONTAINER	55,000	HUANGPU WENCHONG	FEB 2027	-	RCL	SCRUB-FITD
BULK	82,000	WANLONG SHIP HI	OCT 2026	-	ZHOULIAN (NINGBO)	-
BULK	82,000	WANLONG SHIP HI	JUN 2026	-	ZHOULIAN (NINGBO)	-
BULK	82,000	WANLONG SHIP HI	FEB 2026	-	ZHOULIAN (NINGBO)	-
BULK	82,000	WANLONG SHIP HI	SEP 2025	-	ZHOULIAN (NINGBO)	-
TANKER	319,000	QINGDAO BEIHAI SB	APR 2027	-	EURONAV NV	-
LPG	30,000	JMU ARIAKE SHIPYARD	NOV 2026	-	NIPPON YUSEN KAISHA	AMMONIA

DEMOLITION MARKET

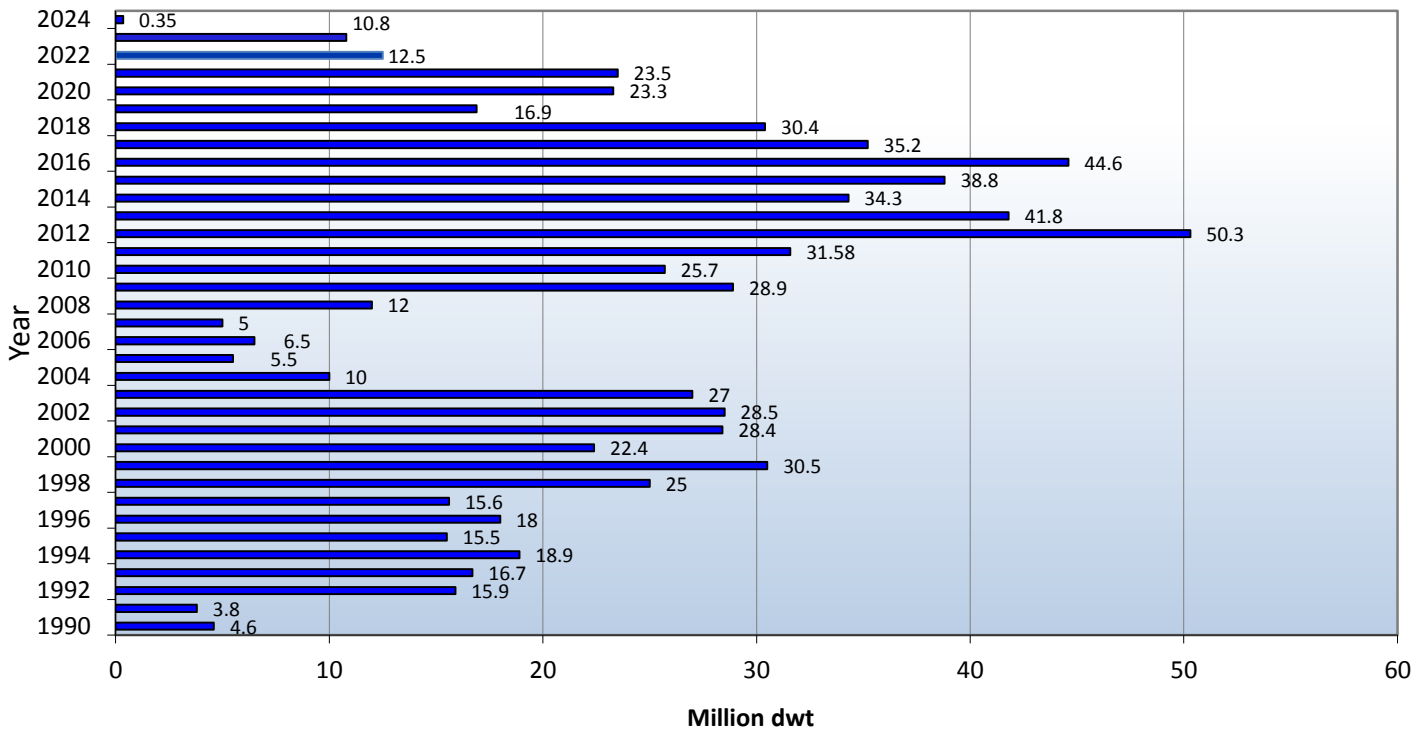
** MONTH'S END PRICES*

Demolition Prices		
	Gen Cargo	Tanker
India	510/lt Ldt	510/lt Ldt
Bangladesh	525/lt Ldt	525/lt Ldt
Pakistan	530/lt Ldt	530/lt Ldt
Turkey	350/lt Ldt	350/lt Ldt

Demolition Historical Data

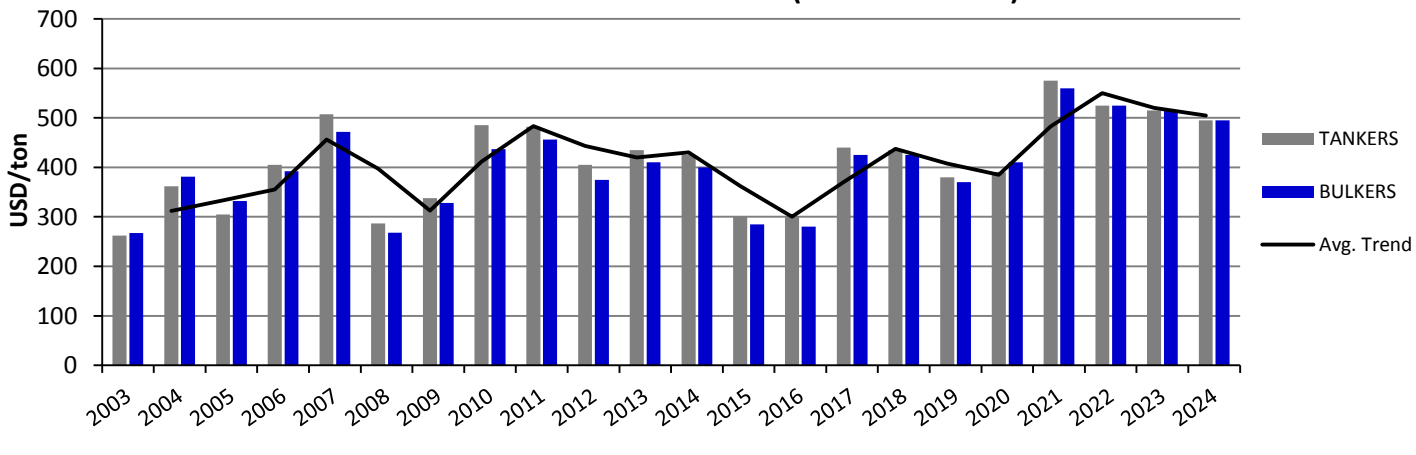


Total Demolition (Dwt)



* Bss reported sales

Historical Demolition Prices (India Year's End)



HISTORICAL DEMOLITION PRICES (*Indian Year's End)																			
	2006	2007	2008	2009	2010	2011	2012	2013	2014	2015	2016	2017	2018	2019	2020	2021	2022	2023	CURR
WET	405	507	287	338	485	482	405	435	425	300	300	440	435	380	410	575	525	515	495
DRY	392	472	268	328	437	456	375	410	400	285	280	425	425	370	390	560	525	515	495

India

<i>TYPE</i>	<i>NAME</i>	<i>DWT</i>	<i>BLT</i>	<i>LDT</i>	<i>PRICE \$/LDT</i>	<i>COMMENTS</i>
GAS	TOMSON GAS	3,814	1989	-	-	
REEF	ICE RIVER	14,519	1985	-	-	
REEF	GREEN FREEZER	6,120	1991	-	-	
TWEEN	AT MIDDLE BRIDGE	8,212	1989	3,406	-	
CONT	MSC JEMIMA	42,288	1994	-	525	
CONT	MSC SOPHIE	43,600	1993	-	565	
CONT	MSC UMA	29,233	1998	-	530	
BULK	MSC EAGLE F	17,451	2000	6,809	503	
CONT	ONYX 1	24,235	2004	-	-	

Bangladesh

<i>TYPE</i>	<i>NAME</i>	<i>DWT</i>	<i>BLT</i>	<i>LDT</i>	<i>PRICE \$/LDT</i>	<i>COMMENTS</i>
BULK	XIN XIANG AN	22,160	1992	5,364	490	
TWEEN	WEST OCEAN 12	3,194	1987	-	-	
TANK	YONG FENG	6,661	1975	2,055	-	
CONT	JIN YUAN HE	23,465	1991	-	535	
TWEEN	RONG DA CHANG SHA	22,271	1998	9,578	535	

Pakistan

<i>TYPE</i>	<i>NAME</i>	<i>DWT</i>	<i>BLT</i>	<i>LDT</i>	<i>PRICE \$/LDT</i>	<i>COMMENTS</i>
-	-	-	-	-	-	

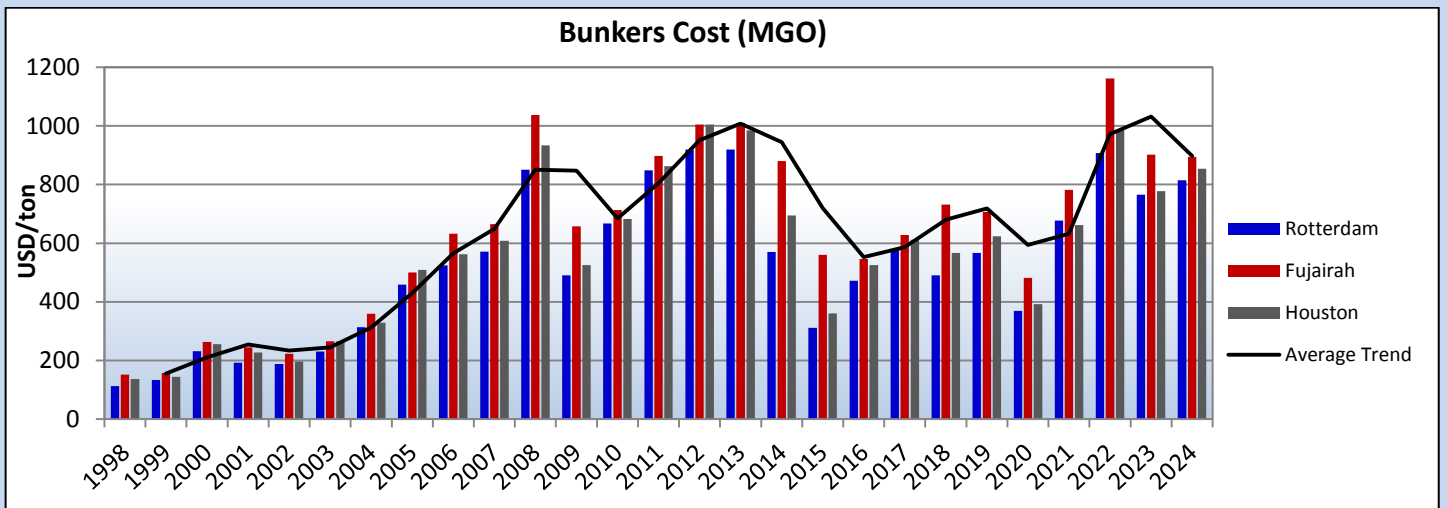
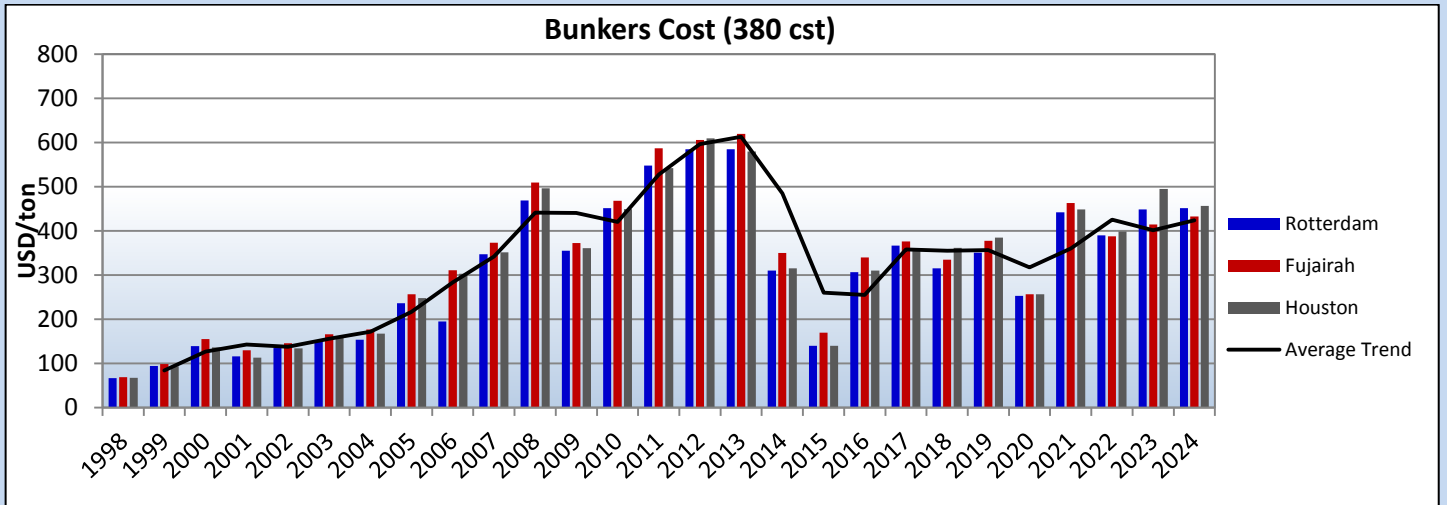
Turkey

<i>TYPE</i>	<i>NAME</i>	<i>DWT</i>	<i>BLT</i>	<i>LDT</i>	<i>PRICE \$/LDT</i>	<i>COMMENTS</i>
TWEEN	MOHAMMED S	3,860	1976	-	-	
RORO	MOBY VINCENT	2,541	1974	5,479	-	

Other

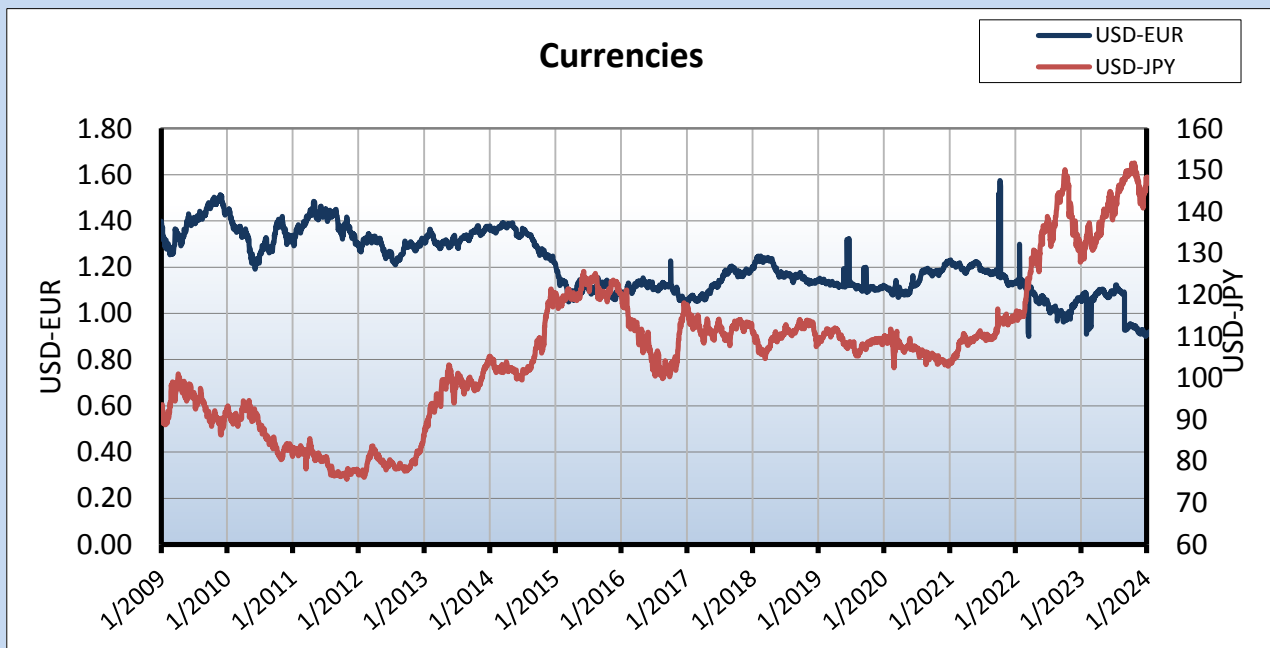
<i>TYPE</i>	<i>NAME</i>	<i>DWT</i>	<i>BLT</i>	<i>LDT</i>	<i>PRICE \$/LDT</i>	<i>COMMENTS</i>
BULK	ALGOMA TRANSPORT	34,066	1979	-	-	
BULK	NEPTUNE 1	291,435	1993	39,941	465	
TANK	JOHN CAINE	18,056	1993	-	465	
CONT	MTT SINGAPORE	10,354	1996	3,828	-	
CONT	SOL VALOUR	10,323	1997	-	-	

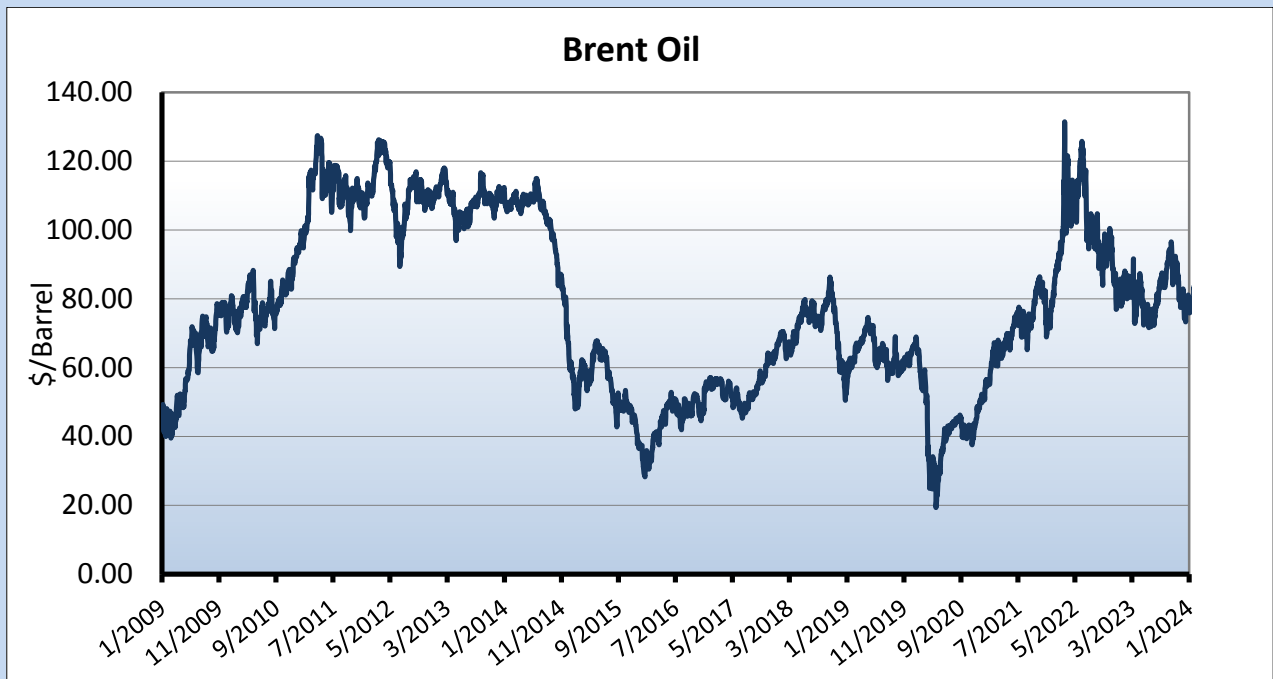
HISTORICAL BUNKER PRICES



	HISTORICAL BUNKER PRICES					
	Rotterdam		Fujairah		Houston	
	380 cst	MGO	380 cst	MGO	380 cst	MGO
2003	151	230.4	166.3	265.2	160.2	265.1
2004	154	313.4	176.7	359.3	167.3	328.7
2005	236	458.4	256.6	500.1	248.3	508.5
2006	195	524.1	310.9	631.8	303	562.3
2007	347	571.3	373.7	664.7	351.8	608.6
2008	469	850.7	509.4	1037.7	496.8	933.2
2009	355	490.6	372.8	657	360.7	525
2010	452	667.1	468.2	712.9	449.3	683
2011	548	848.6	587.5	897.5	542.1	862.4
2012	585	920	606	1005	610	1005
2013	585	920	620	1010	580	985
2014	310	570	350	880	315	695
2015	140	311	170	560	140	360
2016	307	472	340	546	310	525
2017	367	579	376	627.5	356	612
2018	315	490	335	732	362	567
2019	290.4	607.2	290.3	760.3	342	647.8
2020	302	426	312	474	296	461.75
2021	442.5	677	463	782	449	661.5
2022	390	908	388	1162	399	988.50
2023	449	766	415	902	449	778
01-02-24	452	815	433.75	894	457	854

MARKET INDICATORS





	GBP	CAD	EUR	JPY	CHF	USD	AUD
GBP	1	0.5877	0.8535	0.0054	0.9154	0.7904	0.5158
CAD	1.7014	1	1.4522	0.0092	1.5576	1.3448	0.8776
EUR	1.1716	0.6886	1	0.0063	1.0725	0.9260	0.6043
JPY	185.6808	109.1315	158.4861	1	169.9792	146.7600	95.7756
CHF	1.0924	0.6420	0.9324	0.0059	1	0.8634	0.5635
USD	1.2652	0.7436	1.0799	0.0068	1.1582	1	0.6526
AUD	1.9387	1.1394	1.6556	0.0104	1.7752	1.5333	1

* 01/02/2024 values

STOCK WATCH

NAME	TICKET	THIS MONTH*	LAST MONTH	CHANGE %	52w HIGH	52w LOW
Capital Product Partners	CPLP	18.20	16.10	13.04%	18.46	11.93
Diana Shipping Inc.	DSX	3.01	3.2	-5.94%	4.85	2.82
Dynagas LNG Partners LP	DLNG	2.74	2.92	-6.16%	3.25	2.31
Eagle Bulk Shipping Inc.	EGLE	55.13	56.22	-1.94%	67.09	39.15
Euroseas Ltd.	ESEA	39.74	36.73	8.19%	40.48	16.88
Costamare Inc.	CMRE	10.71	11.35	-5.64%	11.85	7.71
Navios Maritime Holdings	NM	2.27	2.27	0.00%	2.97	1.47
GasLog Ltd.	GLOG	26.99	25.78	4.69%	28.63	21.42
Safe Bulkers Inc.	SB	4.04	4.16	-2.88%	4.30	2.97
Star Bulk Carriers Corp.	SBLK	21.74	21.71	0.14%	25.03	16.57
Stealthgas Inc.	GASS	7.64	7.47	2.28%	7.98	2.51
TEN Inc.	TNP	24.57	24.06	2.12%	25.24	15.50
TOP Ships Inc.	TOPS	13.75	15.12	-9.06%	25.80	5.51
Danaos Corporation	DAC	76.28	79.37	-3.89%	80.39	51.19

* 01/02/2024 values

~~~~~

Disclaimer: Information and data that appear in this report have been obtained from various sources which are believed to be correct and reliable. However, Athenian Shipbrokers S.A. does not guarantee their accuracy or completeness and therefore cannot be held liable for any loss incurred as a result of reliance in any way whatsoever on the information contained herein.

Kind Regards,



**ATHENIAN SHIPBROKERS S.A.**