



# +ATHENIAN SHIPBROKERS S.A.

107-109, Vas. Pavlou Str., GR 166 73, Voula, Athens, Greece

Tel: +30 210 9659700 - Fax: +30 210 8996040

Email S & P : [athenian@atheniansa.gr](mailto:athenian@atheniansa.gr)

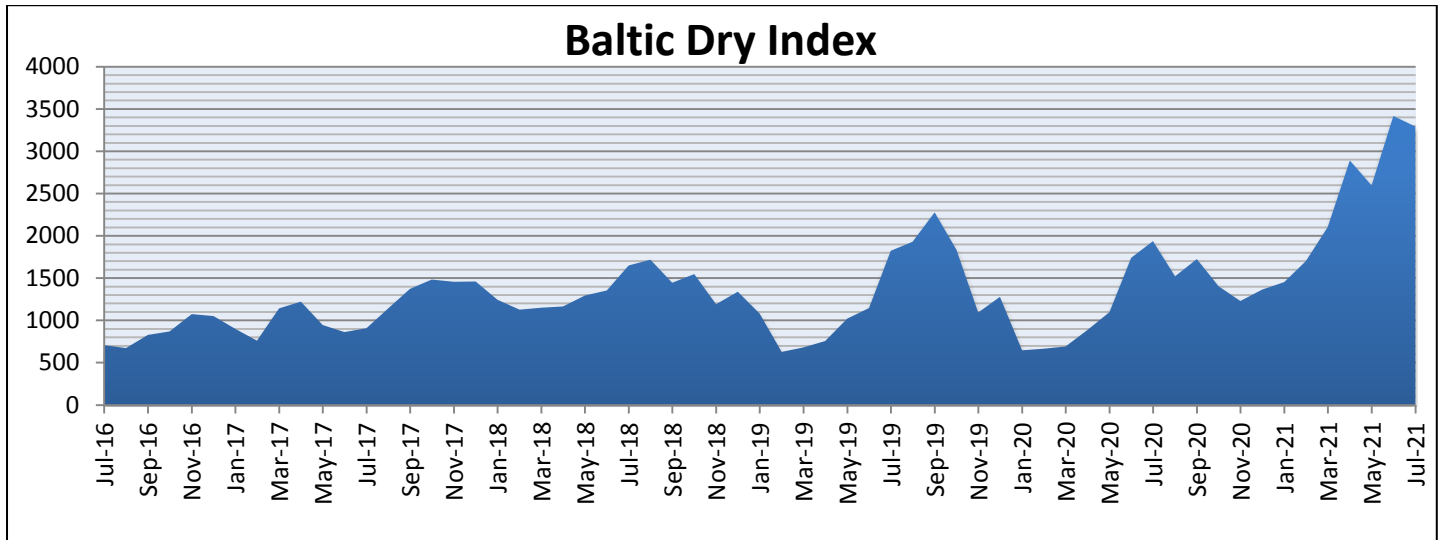
Email Chartering : [chartering@atheniansa.gr](mailto:chartering@atheniansa.gr)

[www.atheniansa.gr](http://www.atheniansa.gr)

July 2021

## MONTHLY REPORT

### Baltic Dry Index



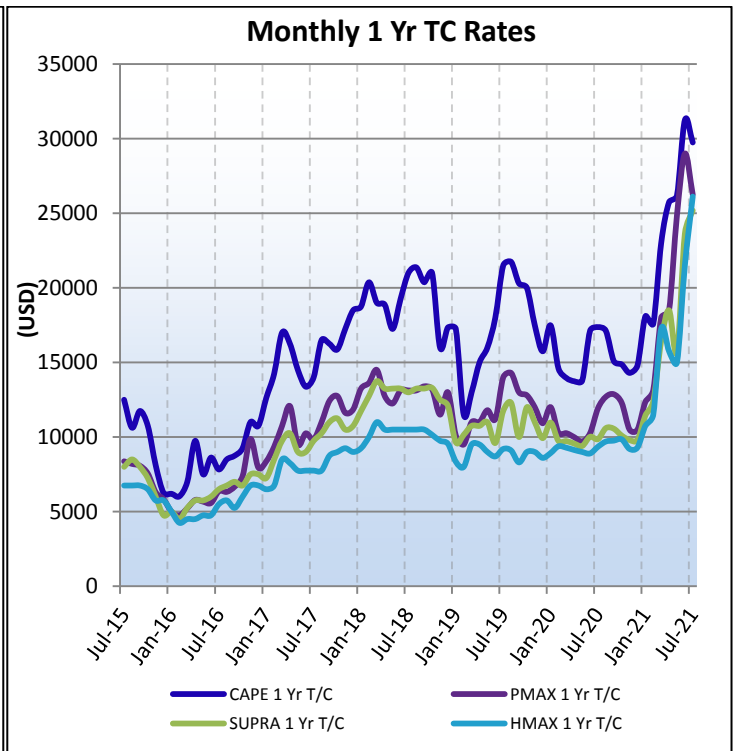
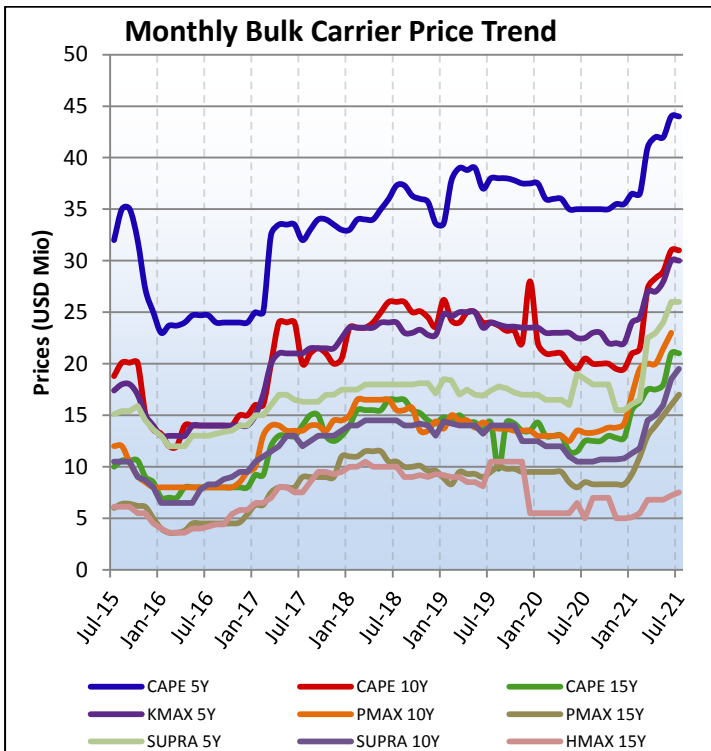
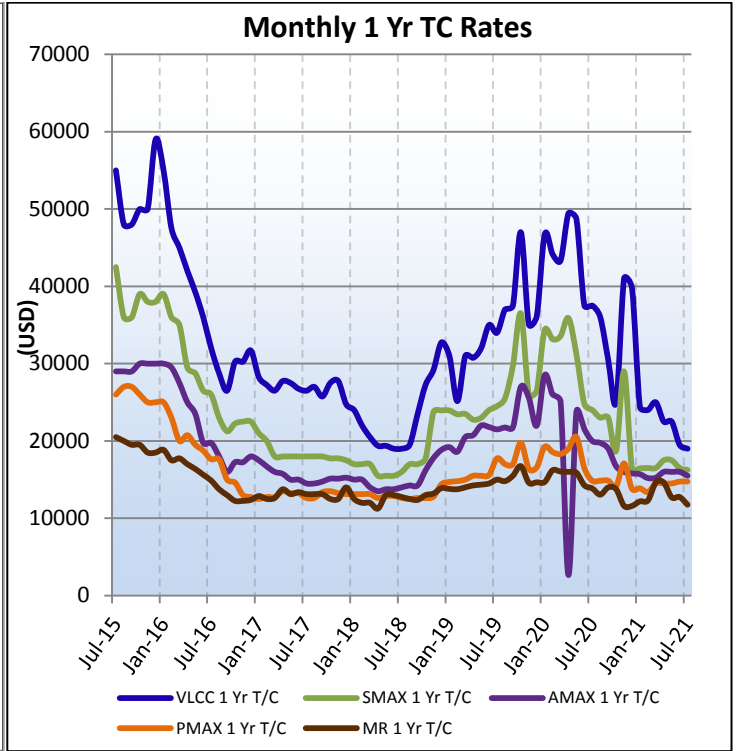
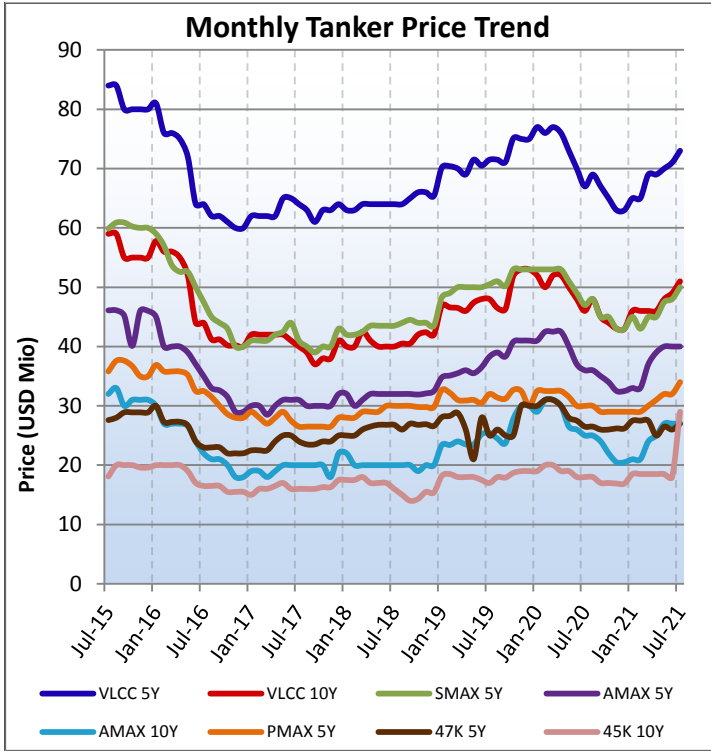
### PRICES TANKERS (\$ MIO)

* Prices reflect Year's End	2015	2016	2017	2018	2019	2020	Jul-21
VLCC 5Y	80	60	64	63	75	63	73
VLCC 10Y	55	40	41	40	53	43	51
SUEZMAX 5Y	60	40	43	42	53	43	50
AFRAMAX 5Y	46	29	32	32	41	32.5	40
AFRAMAX 10Y	31	18	22	22	30	20.5	27
PANAMAX 5Y	35	28	28	28	30	29	34
47K 5Y	28.9	22	25	27.5	30	26	27
45K 10Y	19.6	15.5	17.5	16.5	19	17	19

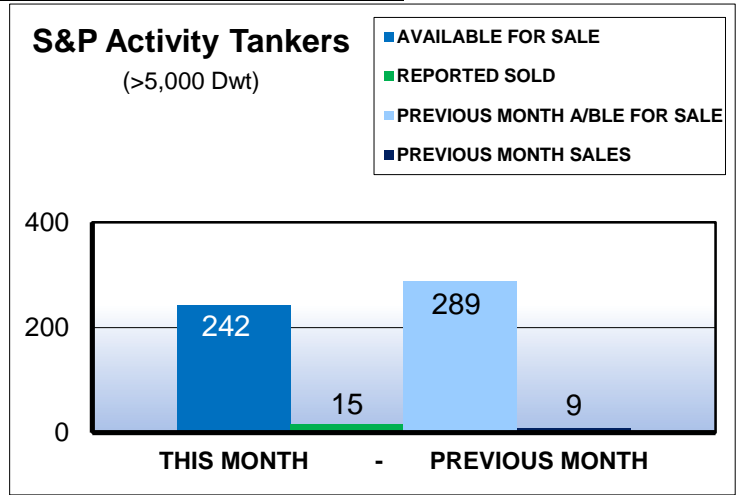
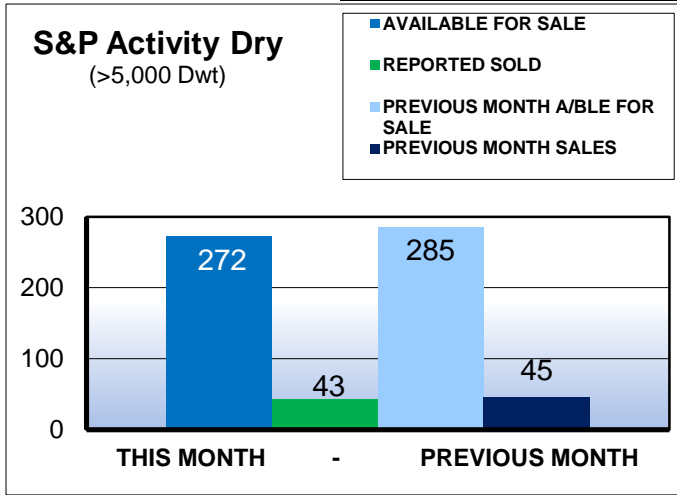
### PRICES BULKERS (\$ MIO)

* Prices reflect Year's End	2015	2016	2017	2018	2019	2020	Jul-21
CAPE SIZE 5Y	25	24	33	33	37.5	35.5	44
CAPE SIZE 10Y	13.6	15	20.5	23.5	22	19.5	31
CAPE SIZE 15Y	8.5	8	13	14	13.5	12.8	21
KAMSARMAX 5Y	14	14	22.5	23.5	23.5	22	30
KAMSARMAX 10Y	8.5	8.5	14.5	14.5	13.5	12.7	23
PANAMAX 15Y	5	5.4	11	9	9.5	8.3	17
PANAMAX 20Y	3.6	3.6	6.5	6.5	6	5.7	9
SUPRAMAX 5Y	13.6	14	17.5	18	17	15.5	26
SUPRAMAX 10Y	8	9.5	13.5	14	12.5	10.8	19.5
HANDYMAX 15Y	4.5	5.8	9.5	10.5	5.5	5	7.5
HANDYMAX 20Y	3.5	2.8	6.5	6.5	4.5	4.2	6.6

## SECOND HAND SALES & CHARTER FIXTURE TRENDS

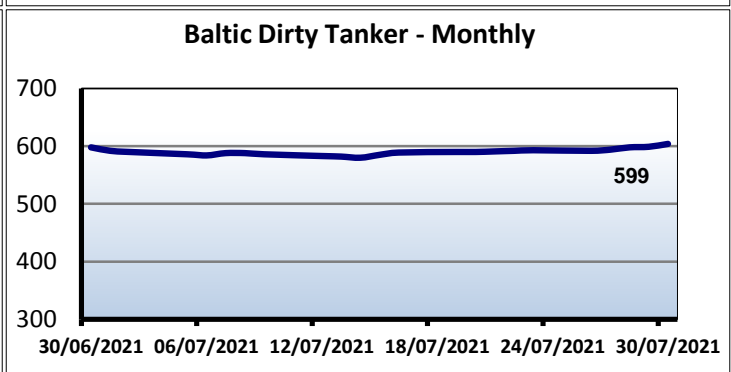
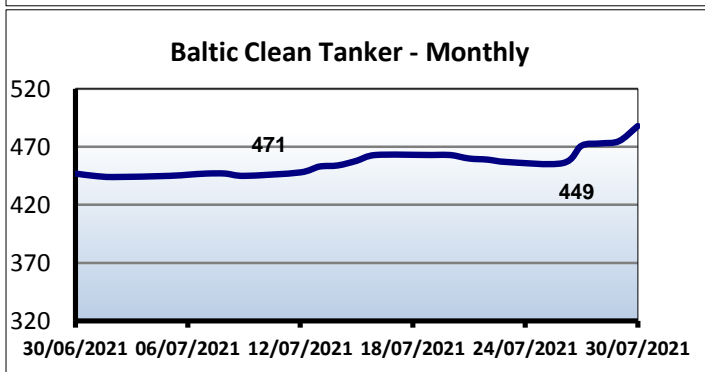
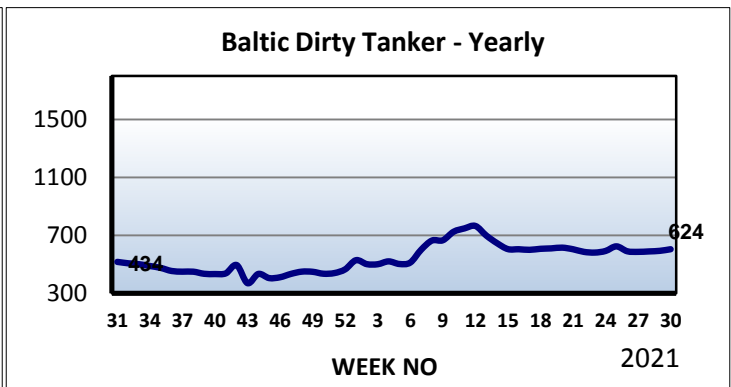
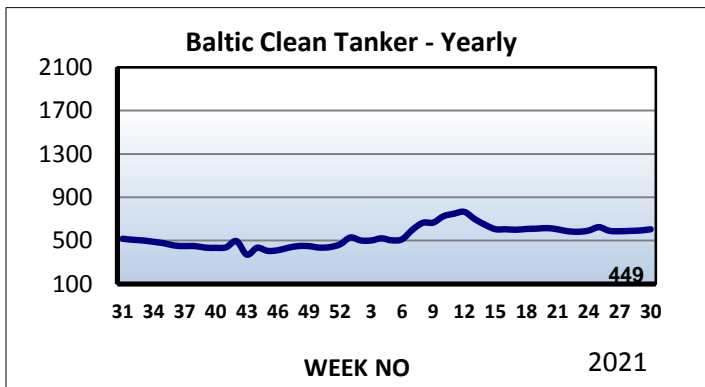


## SECOND HAND TONNAGE MARKET



\*Excluding demolition sales

Sale and Purchase Market							
Ship Type	Feb-21	Mar-21	Apr-21	May-21	Jun-21	Jul-21	Total
BULK	92	86	52	48	45	43	366
TANK	31	37	36	20	9	15	148
GAS	2	5	2	1	0	2	12
CONT	43	32	23	21	42	31	192
TWEEN/MPP	0	0	0	1	0	0	1
REEF	0	0	0	0	0	0	0
RORO	0	0	0	0	0	0	0
FERRY	0	0	0	0	0	0	0
CRUISE	0	0	0	0	0	0	0
<b>Total</b>	<b>168</b>	<b>168</b>	<b>113</b>	<b>91</b>	<b>96</b>	<b>96</b>	<b>719</b>



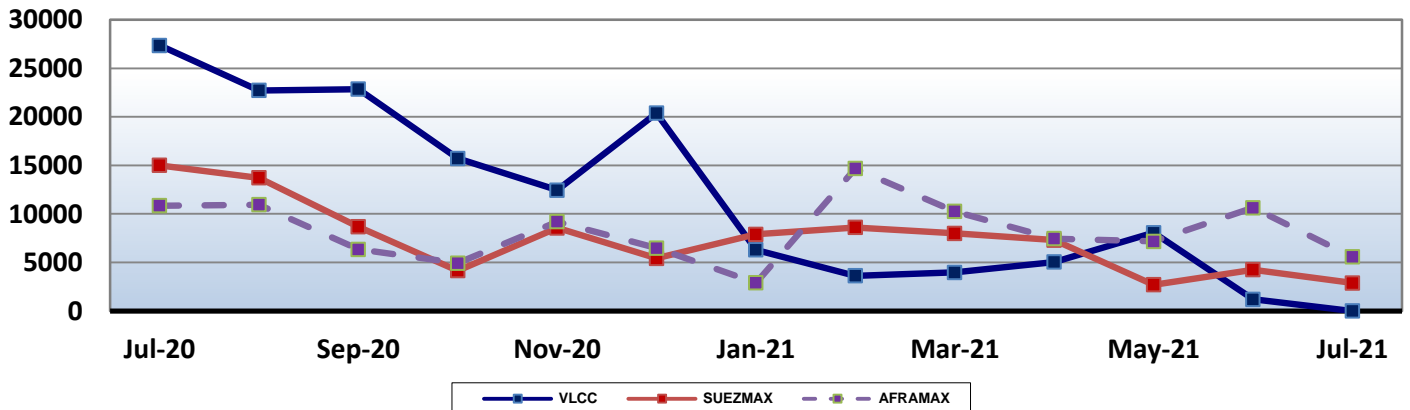
## TANKER SALES

NAME	DWT	BLT	PRICE \$ (MIO)	BUYER
ADARA	37583	2011 KOREA	15.75	LEON SHPG AND TRADG
JASMINE EXPRESS	46999	2004 JAPAN	7.6	GREEK
NEW BREEZE	48064	2010 JAPAN	15.5	GREEK
SUPER LOTUS	70426	2004 JAPAN	7.8	FAR EASTERN
BW AMAZON	76565	2006 CHINA	-	UNDISCLOSED
ASTOR SCULPTOR	105109	2003 KOREA	12	UNDISCLOSED
PERICLES	114761	2003 KOREA	13	TURKISH
FILIKON	149989	2002 JAPAN	16.25	UNDISCLOSED
VLADIMIR VELIKIY	159990	2002 KOREA	16	UNDISCLOSED
PHOENIX M	307151	1999 KOREA	-	NATHALIN SHIPPING
OLYMPIC LEGEND	309270	2003 KOREA	31	MIDDLE EAST
TAKAHASHI	314020	2007 CHINA	33	GREEK
NISSOS SANTORINI	318744	2019 KOREA	180	ENBLOC BSS ▼
NISSOS ANTIPAROS	318744	2019 KOREA	-	FRONTLINE PRICE TOTAL

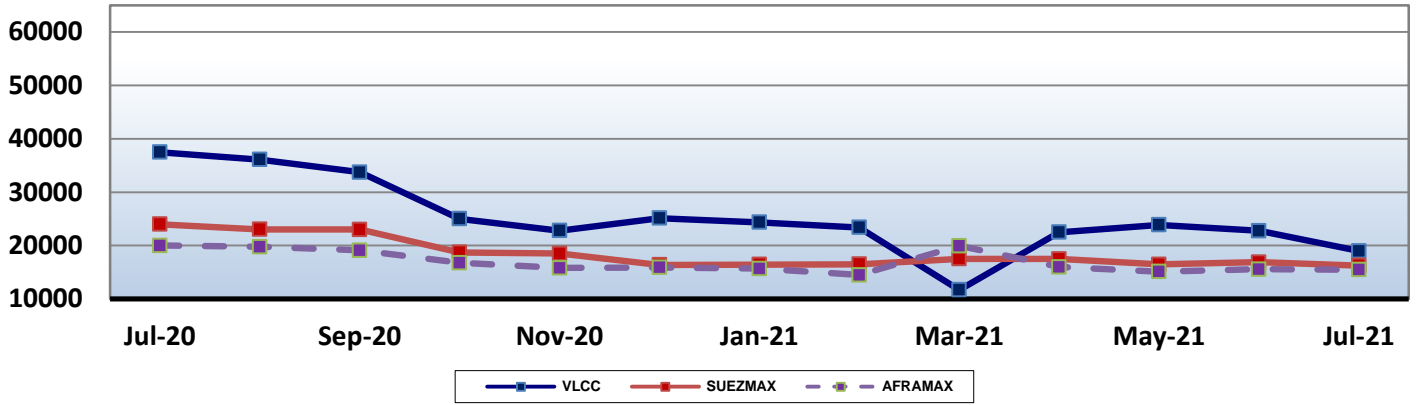
## GAS SALES

NAME	DWT	BLT	CBM	PRICE \$ (MIO)	BUYER
TOURAINÉ	30309	1996 JAPAN	38484	-	UNDISCLOSED
CLIPPER SUN	58677	2008 KOREA	80623	-	ARCADIA SHIPPING

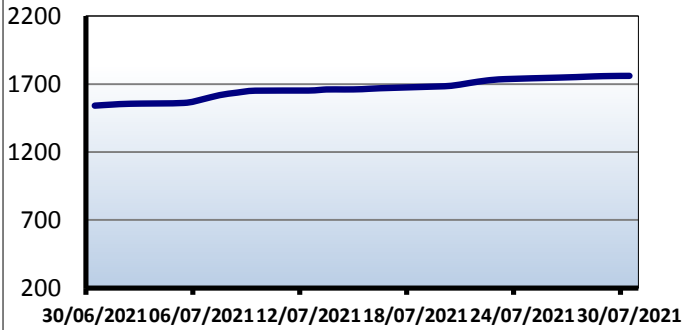
### Spot Market - Tankers



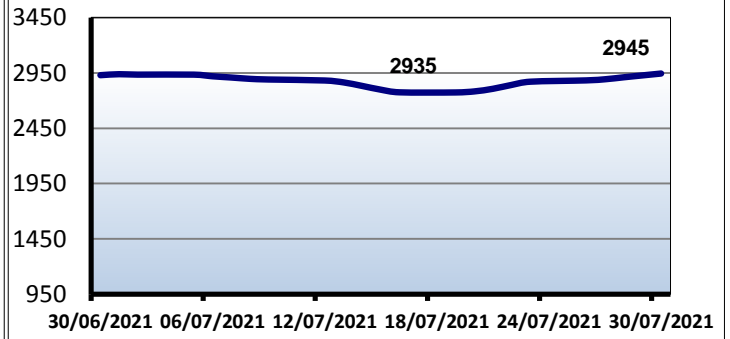
### Period Market - Tankers 1 Year T/C



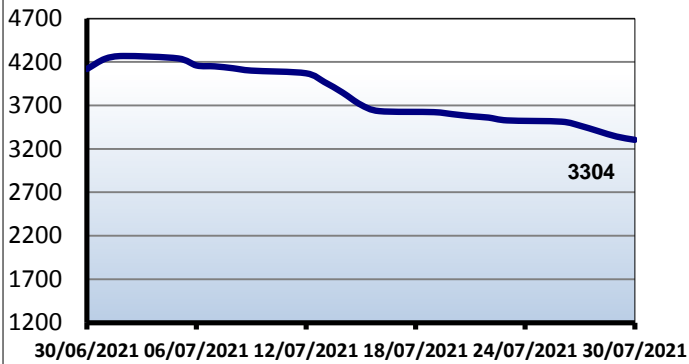
#### Baltic Handysize



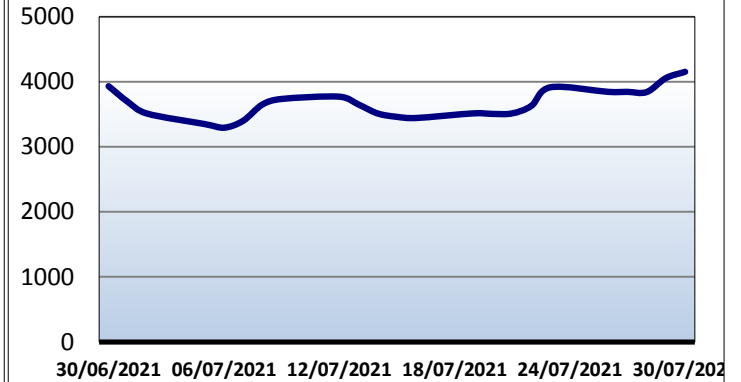
#### Baltic Supramax



#### Baltic Panamax

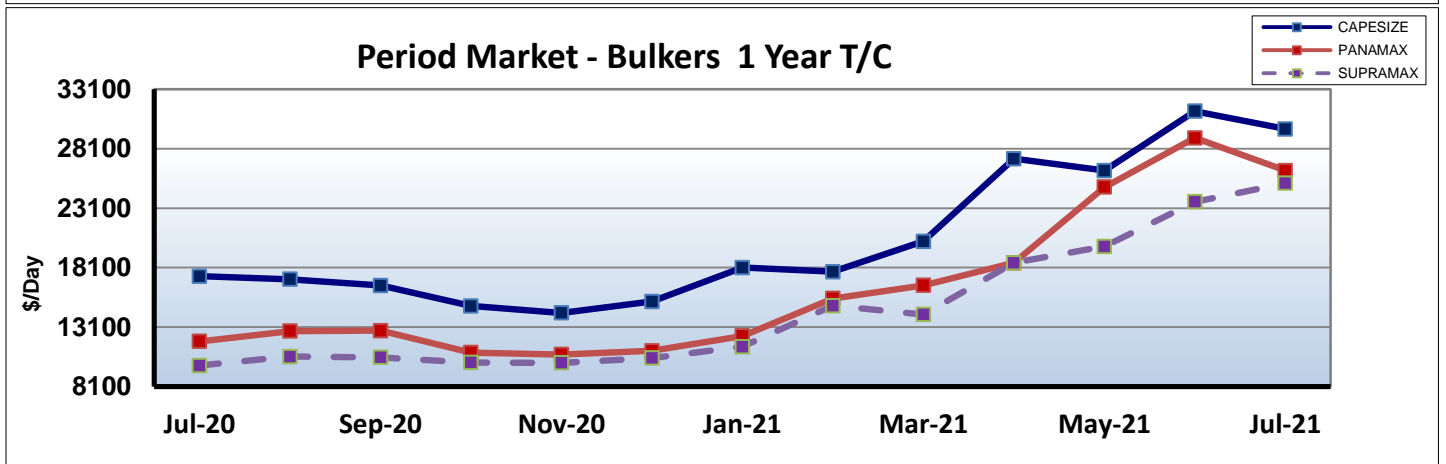
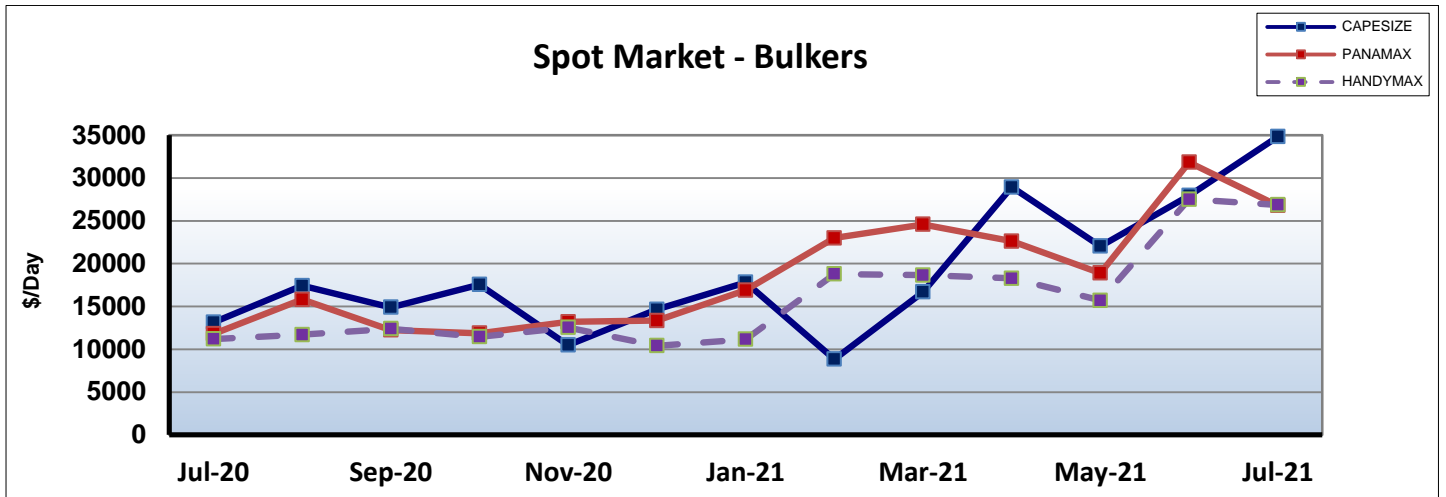


#### Baltic Capesize



**BULKER SALES**

<b>NAME</b>	<b>DWT</b>	<b>BLT</b>		<b>GEAR</b>	<b>PRICE \$ (MIO)</b>	<b>BUYER</b>
CSC ZHONG HAI	14514	2005	JAPAN	4X30	-	UNDISCLOSED
LUCKY LIFE	28197	2013	JAPAN	4X30.5	13.8	UNDISCLOSED
STAR LIFE	28210	2011	JAPAN	4X30.7	11.3	UNDISCLOSED
GEKI STAR	28352	2008	JAPAN	4X30.5	10.3	UNDISCLOSED
KIRA OCEAN	30835	1997	JAPAN	4X30	5.1	CHINESE
GREAT RESOURCE	31776	2010	CHINA	4X30	12.6	GREEK
PEARL IVY	31858	2013	JAPAN	4X30.5	-	DADAYLILAR SHIPPING
MING YUAN	33002	2010	CHINA	4X30.5	11	GREEK
KING COTTON	33622	2011	JAPAN	4X30	14	UNDISCLOSED
ATLANTIC CLOVER	33671	2011	JAPAN	4X30	11.5	MANTA DENIZCILIK
DREAM ISLAND	34467	2015	JAPAN	4X30	19	TURKISH
MALEN	34627	2011	CHINA	4X30	14.2	GREEK
NORDIC INCHEON	35817	2018	CHINA	4X35	20.5	UNDISCLOSED
HOUSTON PEARL	35914	2011	KOREA	4X35	14.35	ENBLOC BSS ▼
HAMBURG PEARL	35921	2011	KOREA	4X35	14.35	UNDISCLOSED
CIELO DI CAPALBIO	36699	2012	KOREA	4X36	15.6	UNDISCLOSED
N DISCOVERY	37019	2012	CHINA	4X30	14	COSTAMARE SHIPPING
DRY BEAM NEO	38180	2019	JAPAN	4X30	26	EUROPEAN
PUNTA VALOVINE	51890	2013	CROATIA	4X30	30	ENBLOC BSS ▼
	52000	2016	CROATIA	4X30	-	U.S. PRICE TOTAL
KEN SEA	53491	2009	JAPAN	4X30	15.5	CHINESE
SOPHIA K	53496	2008	VIETNAM	4X36	11.5	GREEK
IMPERIAL FORTUNE	53505	2006	JAPAN	4X30.5	13.15	UNDISCLOSED
CENTENARIO FORZA	56129	2012	JAPAN	4X30	18.5	UNDISCLOSED
PANAGIA KORONA	56568	2012	CHINA	4X30	15.3	UNDISCLOSED
BULK ECUADOR	57937	2011	PHILLIPINES	4X30	60	ENBLOC BSS ▼
BULK CURACAO	57937	2011	PHILLIPINES	4X30	-	GREEK
BULK PATAGONIA	58723	2012	JAPAN	4X30.5	-	PRICE TOTAL
BULK COSTA RICA	58758	2012	CHINA	4X30.5	19	GREEK
NEW ASPIRATION	61448	2011	JAPAN	4X30	21.5	GREEK
NORD HOUUDSON	61617	2014	CHINA	4X30.5	24.3	EUROPEAN
KMARIN ULSAN	63151	2014	CHINA	4X30	21	CHINESE
VIALLI	63493	2015	CHINA	4X30	23	UNDISCLOSED
CANEA	75356	2007	JAPAN	-	17.5	GREEK
ELINDA MARE	79648	2010	CHINA	-	18	UNDISCLOSED
SEA EXPRESS	79252	2012	CHINA	4X35	18.8	GREEK
NAVIOS MARCO POLO	80647	2011	JAPAN	-	22	UNDISCLOSED
NANAKURA	91439	2003	JAPAN	-	12	UNDISCLOSED
LOWLANDS GREEN	95695	2011	JAPAN	-	21	UNDISCLOSED
DOUBLE PROVIDENCE	95720	2012	JAPAN	-	21.3	GREEK
MANGAS	173918	2011	CHINA	-	24	GREEK
SPRINGBANK	177066	2010	CHINA	-	26	GREEK
BULK DENMARK	181360	2010	JAPAN	-	31	GREEK



## CONTAINER SALES

NAME	DWT	BLT	GEAR	TEU	PRICE \$ (MIO)	BUYER
ILIOS	13639	2006 CHINA	2X45	1102	-	MSC
PHILIPPOS-MICHALIS	21718	2015 CHINA	-	1700	25	CMA CGM
MCC KYOTO	22314	2008 TAIWAN	2X40	1713	21.5	CMA CGM
SAN PARSLEY	28202	2007 KOREA	3X45	1819	-	UNDISCLOSED
NORDATLANTIC	33853	2003 GERMAN	3X45	2478	21	MSC
BANAK	34067	2014 CHINA	3X45	2546	120	ENBLOC BSS ▼
BALLENITA	34123	2013 CHINA	3X45	2550	-	UNDISCLOSED
BALAO	34144	2013 CHINA	3X45	2550	-	TOTAL PRICE
BALSA	34171	2013 CHINA	3X45	2550	-	
VIRGINIA TRADER	34347	2006 GERMAN	3X45	2490	-	MOUNT STREET
SEOUL TRADER	34528	2009 KOREA	4X45	2664	19	MSC
OCEAN PROMISE	34677	2001 KOREA	4X45	2556	-	MSC
NASIA	39275	2005 KOREA	-	2824	36	MSC
DONG CHENG BI HAI	46288	2007 KOREA	-	3768	88	ENBLOC BSS ▼
DONG CHENG HAO	46289	2007 KOREA	-	3768	-	A.P. MOLLER PRICE EACH
BALTHASAR SCHULT	49856	2012 CHINA	-	4249	-	A.P.MOLLER
ZARNATA EXPRESS	50525	2007 CHINA	-	4250	-	MOUNT STREET
CCNI ANDES	58189	2012 CHINA	-	4620	-	ENBLOC BSS ▼
CCNI AYSEN	58197	2012 CHINA	-	4664	-	HAPAG-LLOYD
WIDE ALPHA	65152	2014 PHI	-	5466	260	ENBLOC BSS ▼
WIDE BRAVO	65347	2014 PHI	-	5466	-	DANAOS SHIPPING
MAERSK EUPHRATES	65165	2014 PHI	-	5466	-	PRICE TOTAL
MAERSK LOME	65165	2014 PHI	-	5466	-	-

WIDE INDIA	65165	2014	PHI	-	5466	-	-
MAERSK TEMA	65347	2014	PHI	-	5466	-	-
BERNADETTE	65550	2009	CHINA	-	5301	148	ENBLOC BSS ▼
BLANDINE	65700	2009	CHINA	-	5301	-	GLOBAL SHIP LEASE
BALBINA	65710	2010	CHINA	-	5301	-	PRICE TOTAL WITH 3Y TC
MEXICO	66686	2002	KOREA	-	4992	50.5	MSC
NORTHERN JULIE	107500	2005	KOREA	-	8814	85	ENBLOC BSS ▼
NORTHERN JADE	108106	2005	KOREA	-	8814	85	MSC

### Ro-Pax / Fast Ferries SALES

NAME	GT	BLT	Pax	PRICE \$ (MIO)	BUYER
-	-	-	-	-	-

### CRUISE SALES

NAME	GT	BLT	Pax	PRICE \$ (MIO)	BUYER
-	-	-	-	-	-

### Ro-Ro SALES

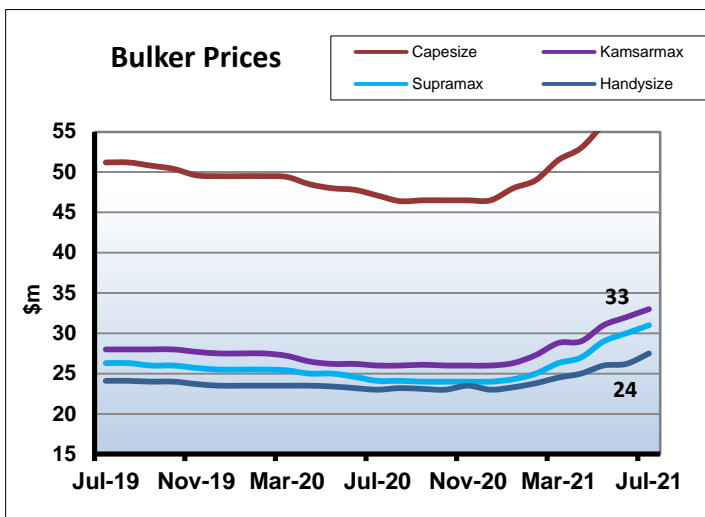
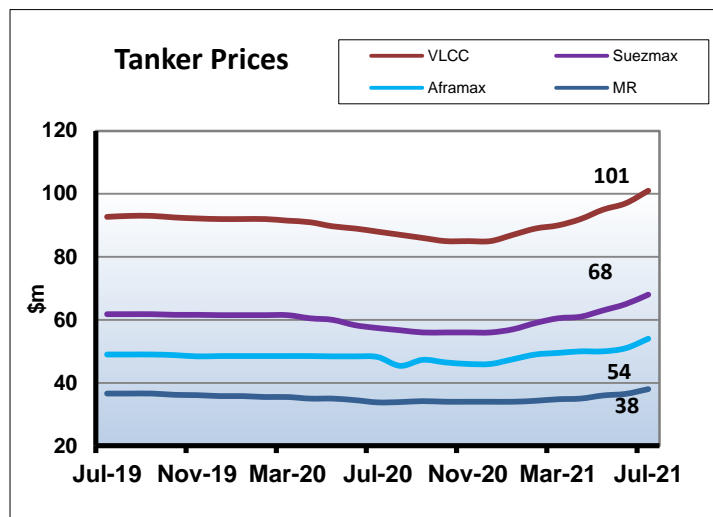
NAME	GT	BLT	Pax	PRICE \$ (MIO)	BUYER
-	-	-	-	-	-

### OFFSHORE SALES

NAME	GT	BLT	BOLL. PULL	PRICE \$ (MIO)	BUYER
POSH GANNET	3553	2013	CHINA	-	CAMGASA
BRODOSPAS BETA	2485	2009	ROMANIA	130	ENBLOC BSS ▼
BRODOSPAS ALPHA	2485	2009	ROMANIA	131	UNDISCLOSED



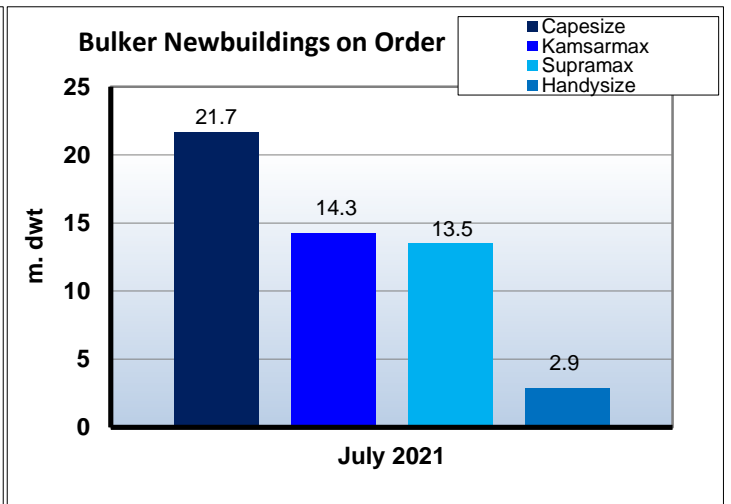
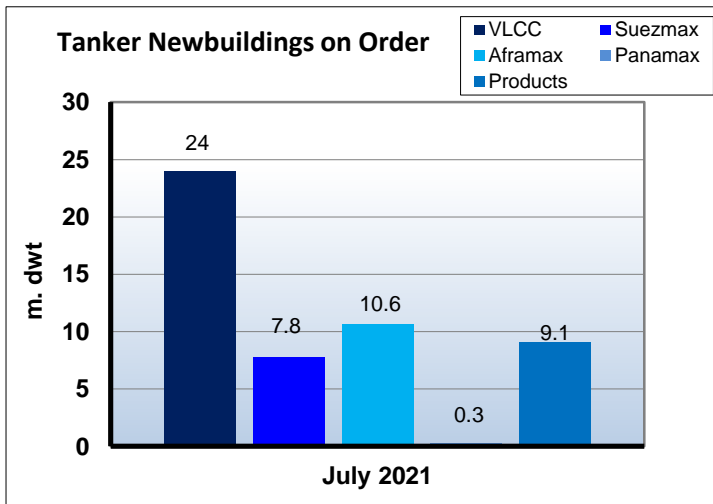
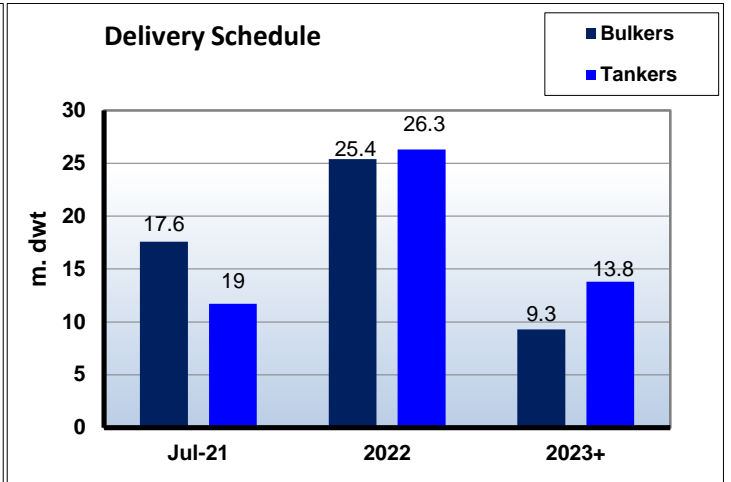
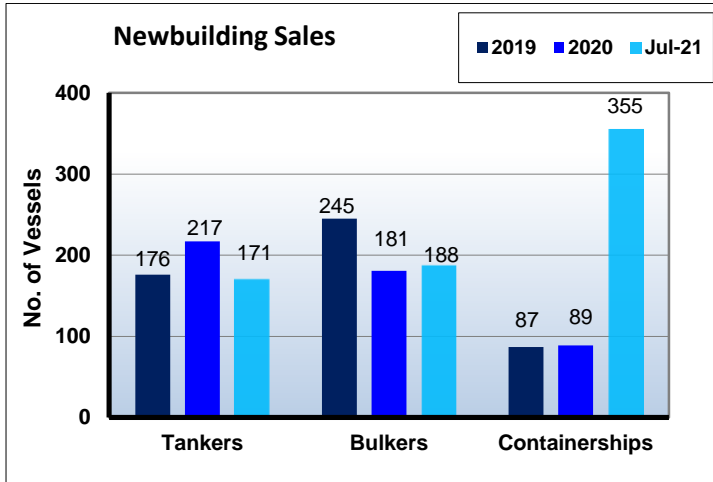
## NEW BUILDING MARKET AND REPORTED CONTRACTS



Dry Bulk Orderbook				
Ship Type	2021	2022	2023+	Total
Capesize	83	36	6	125
Kamsarmax	128	44	6	178
Supra/Hmax	125	73	0	198
Handies	97	25	4	126
<b>Total</b>	<b>433</b>	<b>176</b>	<b>14</b>	<b>627</b>

Tanker Orderbook				
Ship Type	2021	2022	2023+	Total
ULCC/VLCC	35	36	13	84
Suezmax	28	31	5	64
Aframax	61	34	12	107
Panamax	8	2	0	10
MR + Small	150	65	8	223
<b>Total</b>	<b>282</b>	<b>167</b>	<b>34</b>	<b>489</b>

LPG Orderbook				
Ship Type	2021	2022	2023+	Total
VLGC	26	16	14	56
LGC	0	0	0	0
MR	7	15	20	43
Handy	8	6	4	18
Small	15	0	0	15
<b>Total</b>	<b>56</b>	<b>37</b>	<b>17</b>	<b>132</b>



DWT in Thousands	Newbuilding Historical Prices (\$m)													
	Jul-21	2020	2019	2018	2017	2016	2015	2014	2010	2005	2000	1995	1990	1985
<b>Tankers</b>														
320 DWT <sup>1</sup>	101	85.5	95.6	92.4	81.5	84.5	93.7	97.3	104.8	120	76.5	85.3	87.4	<sup>2</sup> 38.2
170 DWT <sup>1</sup>	68	57	71.7	60.6	55	54.5	63	65.5	66.3	71.5	52.5	54	66.1	<sup>2</sup> 28.2
115 DWT <sup>1</sup>	54	46.5	55.1	48.1	44	44.5	52	53.6	56	58	41.5	43.3	53.2	<sup>2</sup> 18.1
50 DWT <sup>1</sup>	38	34	38.8	36.7	33.8	32.5	35.4	36.8	36.1	43	29.5	33.2	<sup>3</sup> 32.1	<sup>3</sup> 13.3
<b>Bulkers</b>														
185 DWT <sup>1</sup>	59	46.5	51.8	50.4	44	42	46	54.2	57.2	58.5	40.5	42.3	60.2	29.3
83 DWT <sup>1</sup> ♦	33	26	30.6	28.1	25.5	24.5	25.7	29	34.3	36	22.5	27.9	30	13.4
64 DWT♦	31	24	27.4	26.2	24	22.3	24.1	27.2	31.1	31	20.5	24.1	25.3	12.4
35 DWT♦	27	23	22.6	23.9	22	19.5	20.3	22.8	26.3	25.5	15	19.2	21.3	9.7

<sup>1</sup> Before 2001 sizes to read 280,000 - 140,000 - 95,000 - 40,000 respectively for tankers and 150,000 - 69,000 for Bulkers <sup>2</sup> Single Hull  
<sup>3</sup> 30,000 DWT ♦Prior 2017 to read 73 – 76k dwt, 45k dwt & 30k dwt  
 (note: above is for vessels built Japan / Korea, you should also consider US\$ / Yen / Won relation for the years mentioned)

### Newbuilding Orders

TYPE	DWT	BUILDER	DELIVERY	PRICE \$	OWNER	NOTES
Container	140000	Hyundai HI (Ulsan)	Jan-24	131.5	HMM	
Container	140000	Hyundai HI (Ulsan)	Feb-24	131.5	HMM	
Container	140000	Hyundai HI (Ulsan)	Mar-24	131.5	HMM	
Container	140000	Hyundai HI (Ulsan)	Apr-24	131.5	HMM	
Container	140000	Hyundai HI (Ulsan)	May-24	131.5	HMM	
Container	140000	Hyundai HI (Ulsan)	Jun-24	131.5	HMM	
Container	140000	Daewoo (DSME)	Jan-24	131	HMM	
Container	140000	Daewoo (DSME)	Feb-24	131	HMM	
Container	140000	Daewoo (DSME)	Mar-24	131	HMM	
Container	140000	Daewoo (DSME)	Apr-24	131	HMM	

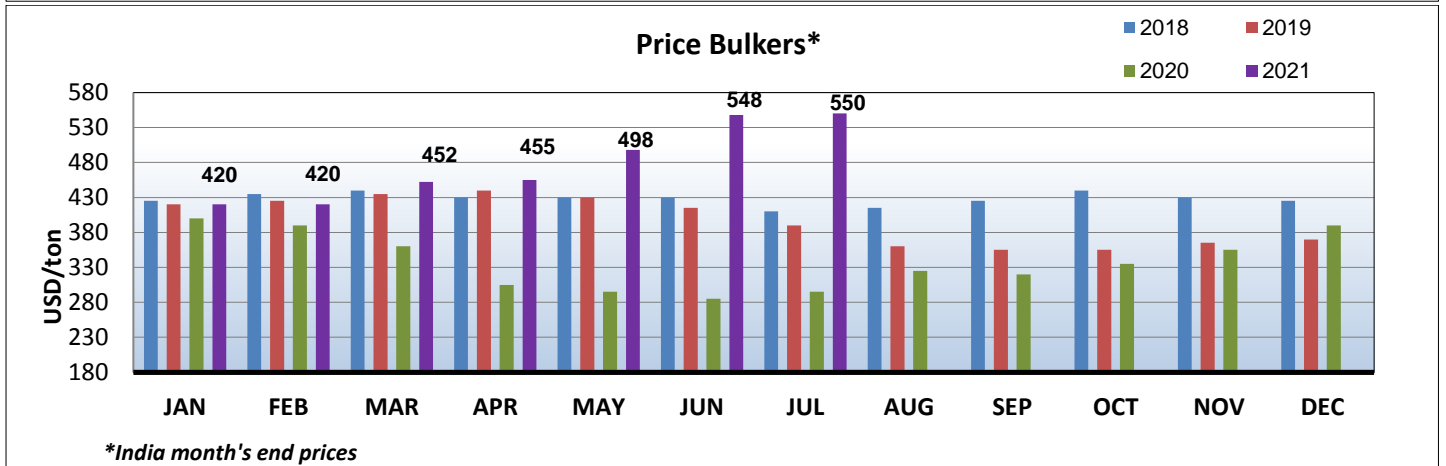
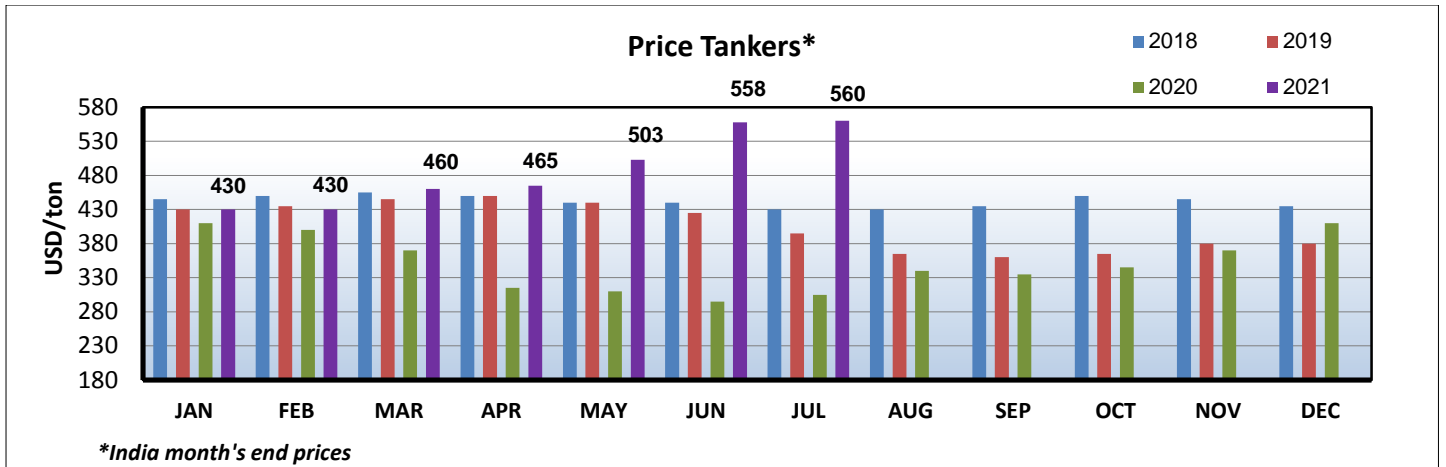
Container	140000	Daewoo (DSME)	May-24	131	HMM	
Container	140000	Daewoo (DSME)	Jun-24	131	HMM	
Container	150000	Jiangsu New YZJ	Jan-24		Seaspan Corporation	
Container	150000	Jiangsu New YZJ	Feb-24		Seaspan Corporation	
Container	150000	Jiangsu New YZJ	Mar-24		Seaspan Corporation	
Container	150000	Jiangsu New YZJ	Apr-24		Seaspan Corporation	
Container	150000	Jiangsu New YZJ	May-24		Seaspan Corporation	
Container	150000	Jiangsu New YZJ	Jun-24		Seaspan Corporation	
Container	37000	JMU Tsu Shipyard	Jul-23		Wan Hai Lines	
Container	37000	JMU Tsu Shipyard	Aug-23		Wan Hai Lines	
Container	37000	JMU Tsu Shipyard	Sep-23		Wan Hai Lines	
Container	37000	JMU Tsu Shipyard	Oct-23		Wan Hai Lines	
Container	37000	JMU Tsu Shipyard	Nov-23		Wan Hai Lines	
LNG	96000	Hyundai Samho HI	Nov-23	182.9	Sovcomflot	
LNG	96000	Hyundai Samho HI	Feb-24	182.9	Sovcomflot	
Bulk	82000	Unkon Yard/Japan	Nov-23		Safe Bulkers	
Bulk	82000	Chengxi Shipyard	Nov-22		Aston Enterprise	
Bulk	82000	Chengxi Shipyard	Nov-23		Aston Enterprise	
LNG	96000	Hudong Zhonghua	2024		CSSC Shpg Leasing	
LNG	98000	Samsung HI	Nov-23	192.7	Unknown	
LNG	98000	Samsung HI	Jan-24	192.7	Unknown	
LNG	98000	Samsung HI	Feb-24	192.7	Unknown	
Bulk	82000	Chengxi Shipyard	2023		Chellaram Shpg	
Container	160000	COSCO HI (Yangzhou)	2025	155	COSCO Shipping Lines	
Container	160000	COSCO HI (Yangzhou)	2025	155	COSCO Shipping Lines	
Container	160000	COSCO HI (Yangzhou)	2025	155	COSCO Shipping Lines	
Container	160000	COSCO HI (Yangzhou)	2025	155	COSCO Shipping Lines	
Container	140000	COSCO HI (Yangzhou)	Dec-23	155	COSCO Shipping Lines	
Container	140000	COSCO HI (Yangzhou)	Feb-24	155	COSCO Shipping Lines	
Container	140000	COSCO HI (Yangzhou)	Apr-24	155	COSCO Shipping Lines	
Container	140000	COSCO HI (Yangzhou)	Jan-24	155	COSCO Shipping Lines	
Container	140000	COSCO HI (Yangzhou)	Aug-24	155	COSCO Shipping Lines	
Container	140000	COSCO HI (Yangzhou)	Sep-24	155	COSCO Shipping Lines	
LNG	96000	Hyundai Samho HI	2025	199.6	Unknown	
LNG	96000	Hyundai Samho HI	2025	199.6	Unknown	
LNG	96000	Hyundai HI (Ulsan)	2025	197.8	Unknown	
LNG	96000	Hyundai HI (Ulsan)	2025	197.8	Unknown	
LNG	96000	Hyundai HI (Ulsan)	Oct-24	199.6	Pan Ocean	
LNG	96000	Hyundai HI (Ulsan)	Dec-24	199.6	Pan Ocean	
PCC	18000	Yantai CIMC Raffles	2023		Wallenius Lines AB	
PCC	18000	Yantai CIMC Raffles	2023		Wallenius Lines AB	
PCC	18000	Yantai CIMC Raffles	2024		Wallenius Lines AB	Option
PCC	18000	Yantai CIMC Raffles	2024		Wallenius Lines AB	Option
PCC	18000	Yantai CIMC Raffles	2024		Wallenius Lines AB	Option
PCC	18000	Yantai CIMC Raffles	2024		Wallenius Lines AB	Option
Gcargo	7170	Oksakaya Shipyard	2022		Volga Shipping	

# DEMOLITION MARKET

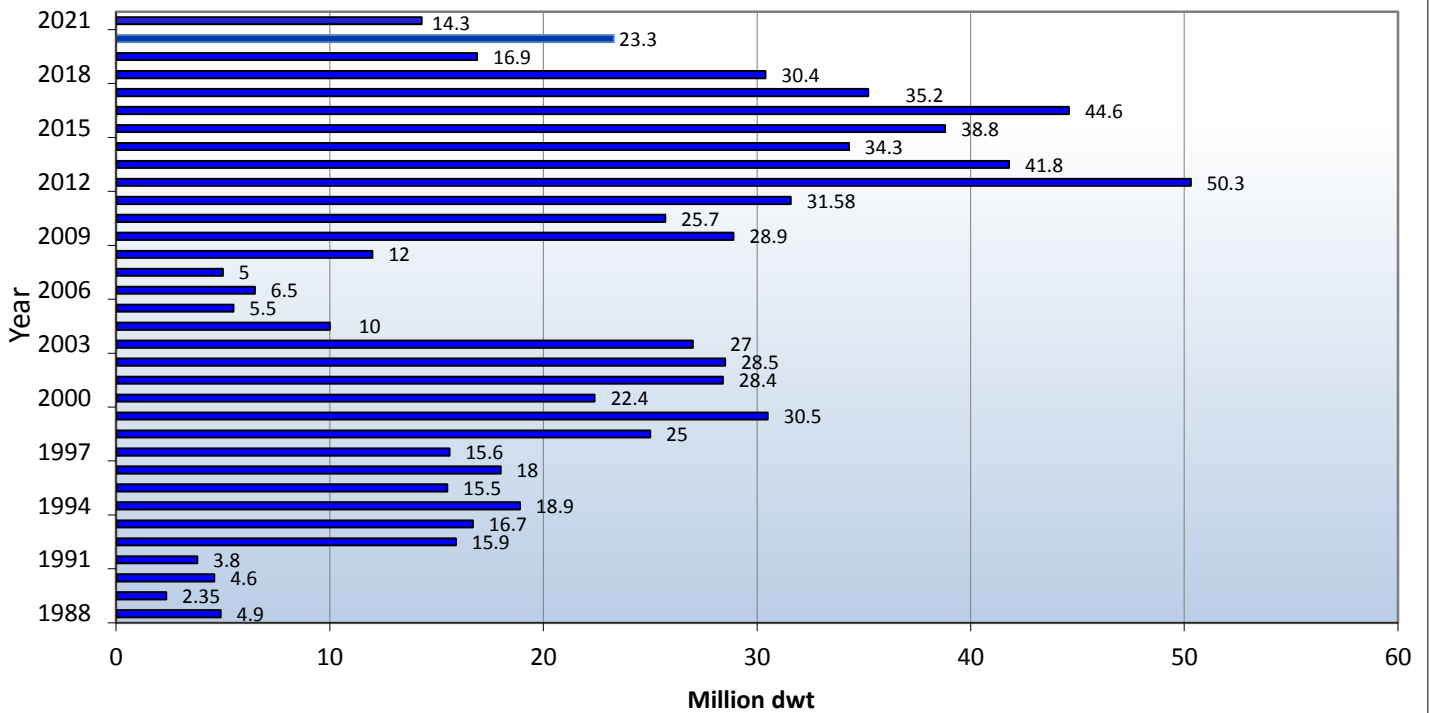
\* MONTH'S END PRICES

Demolition Prices		
	Gen Cargo	Tanker
India	USD 550/lt Ldt	USD 560/lt Ldt
Bangladesh	USD 590/lt Ldt	USD 600/lt Ldt
Pakistan	USD 570/lt Ldt	USD 580/lt Ldt
Turkey	USD 280/lt Ldt	USD 290/lt Ldt

## Demolition Historical Data

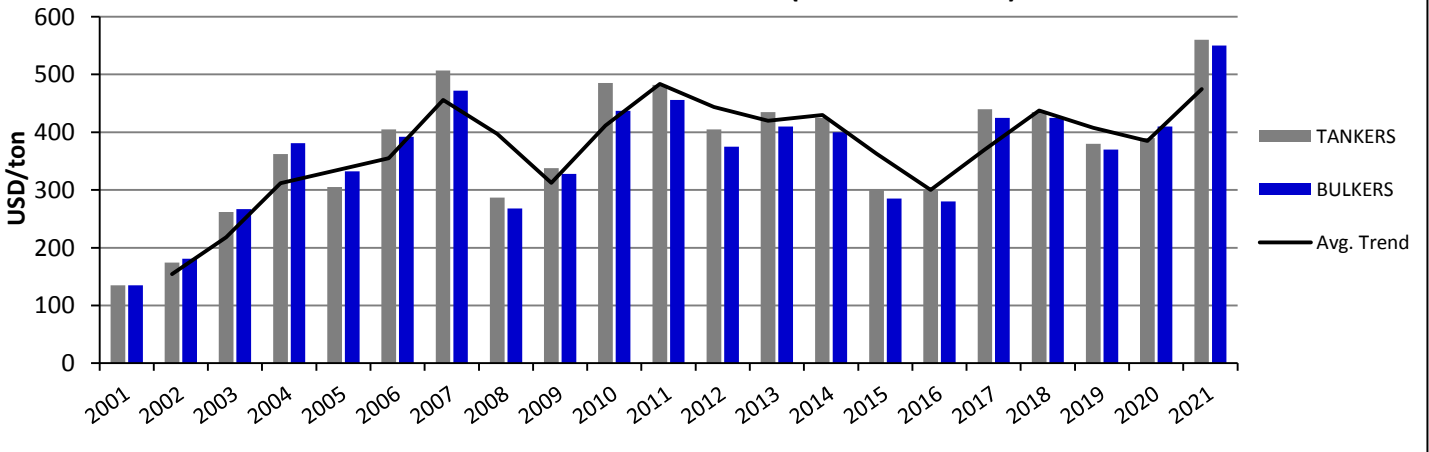


### Total Demolition (Dwt)



\* Bss reported sales

### Historical Demolition Prices (India Year's End)



### HISTORICAL DEMOLITION PRICES (\*Indian Year's End)

	2003	2004	2005	2006	2007	2008	2009	2010	2011	2012	2013	2014	2015	2016	2017	2018	2019	2020	CURR
TANK	262	362	302	405	507	287	338	485	482	405	435	425	300	300	440	435	380	410	560
BULK	267	381	332	392	472	268	328	437	456	375	410	400	285	280	425	425	370	390	550

## India

<i>TYPE</i>	<i>NAME</i>	<i>DWT</i>	<i>BLT</i>	<i>LDT</i>	<i>PRICE \$/LDT</i>	<i>COMMENTS</i>
GAS TANK	KATARA	4444	1993	2578	-	-
TANK	WILD A	4580	1989	2329	525	-
TANK	YASON	4618	1988	-	-	-
REEF	GREEN KLIPPER	5416	1991	2467	502.5	-
GAS TANK	SEA LION	12217	1996	-	-	-
TANK	THERESA TIGA	18523	1996	5960	720	-
BULK	KARUNIA	69235	1993	9543	585.5	SUB CONT
REEF	GREEN OCEAN	5448	1991	2467	502.5	-

## Bangladesh

<i>TYPE</i>	<i>NAME</i>	<i>DWT</i>	<i>BLT</i>	<i>LDT</i>	<i>PRICE \$/LDT</i>	<i>COMMENTS</i>
TANK	SW 2	4890	1979	-	-	-
TANK	TRI WINGS	5228	1985	-	-	-
TWEEN	GEORGIA SEJAHTERA	7053	1991	2258	575	-
TANK	MOON SPRING	7657	1996	2796	568	-
BULK	PACIFIC BRAVE	32292	1983	13742	-	-
TANK	ZHONG	16400	1988	5980	-	-

## Pakistan

<i>TYPE</i>	<i>NAME</i>	<i>DWT</i>	<i>BLT</i>	<i>LDT</i>	<i>PRICE \$/LDT</i>	<i>COMMENTS</i>
TANK	ASTON I	36032	2001	8273	570	-
TANK	MR NAUTILUS	43538	1998	10650	570	-
TANK	SIMBA	45229	1996	10845	565	-
TANK	ELKA ELEFThERIA	44787	2001	-	-	-
BULK	RIN	85256	1979	-	-	-

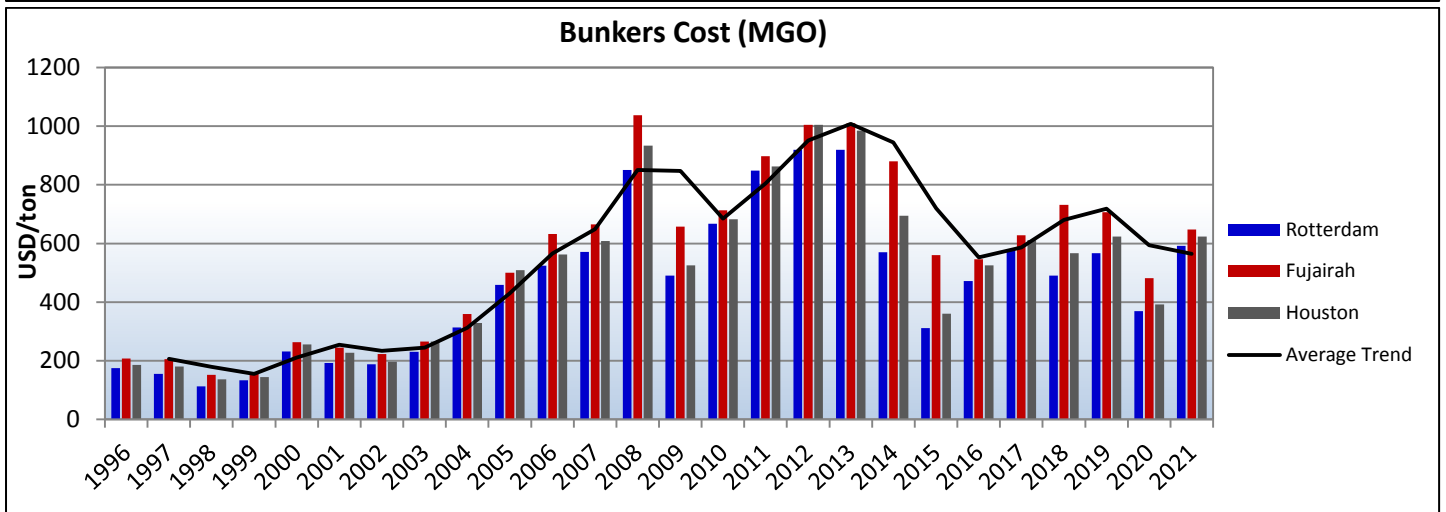
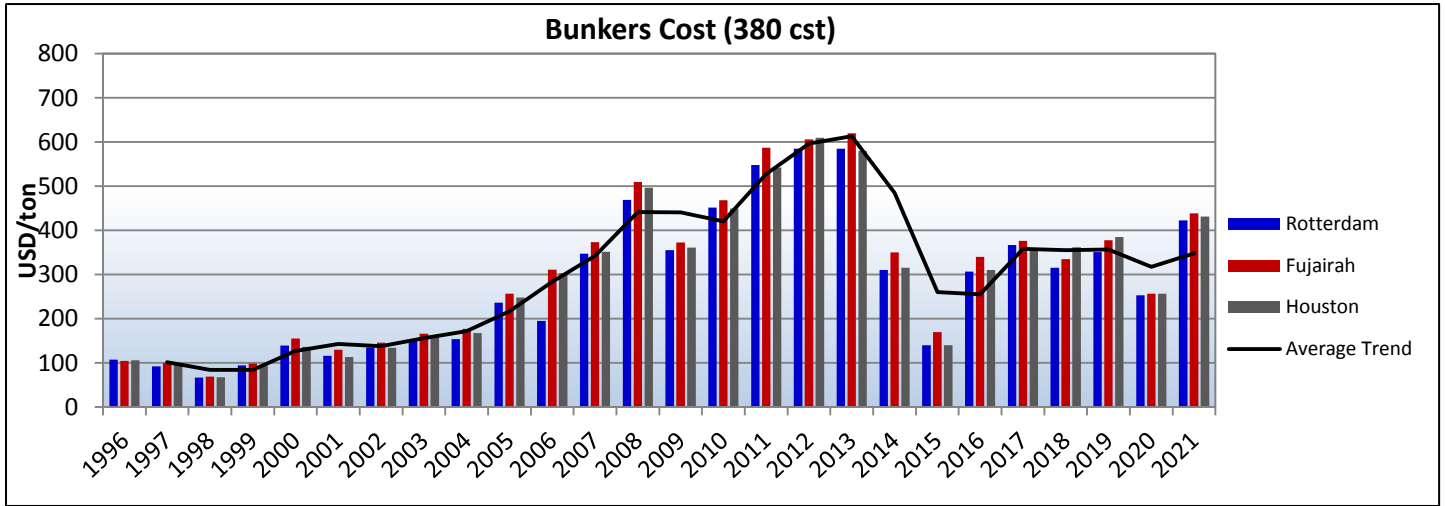
## Turkey

<i>TYPE</i>	<i>NAME</i>	<i>DWT</i>	<i>BLT</i>	<i>LDT</i>	<i>PRICE \$/LDT</i>	<i>COMMENTS</i>
TANK	SABAHAT TELLI	4563	1982	-	-	-

## Other

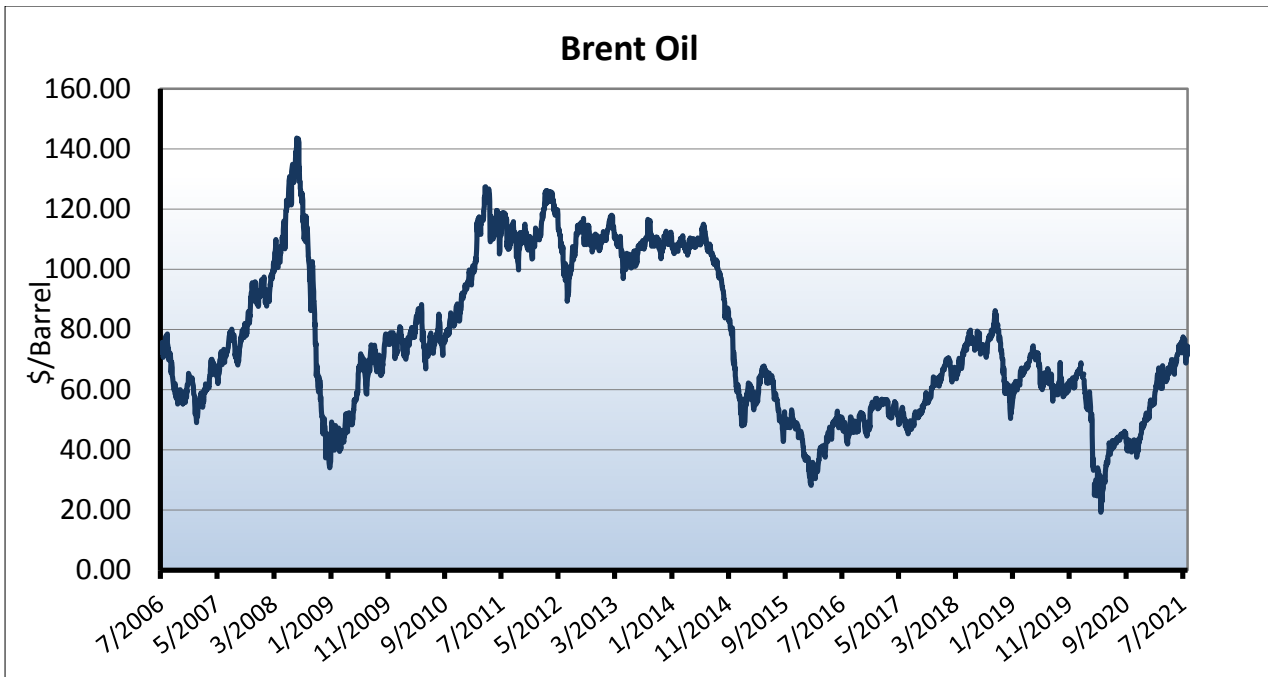
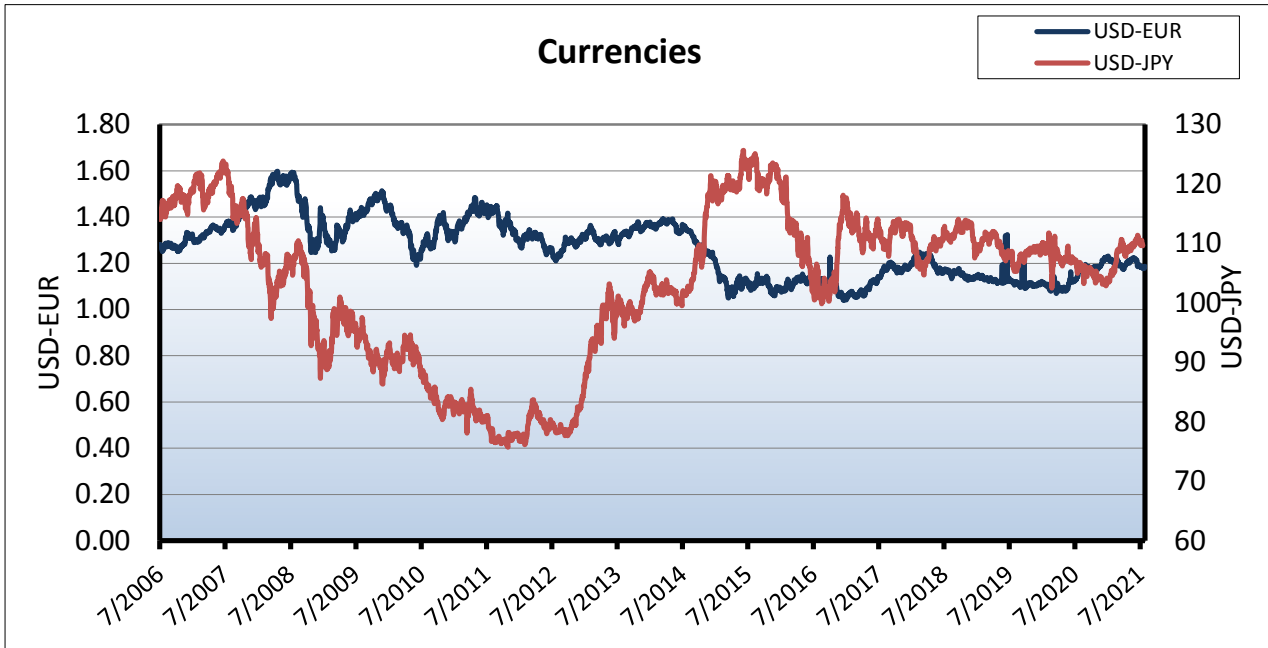
<i>TYPE</i>	<i>NAME</i>	<i>DWT</i>	<i>BLT</i>	<i>LDT</i>	<i>PRICE \$/LDT</i>	<i>COMMENTS</i>
TUG	RICHARD TIDE	2543	2010	-	-	SOUTH KOREA BUYER
TANK	CHAMPION ONE	36362	1993	-	485	AS IS INDONESIA
TANK	RUBICON VANTAGE	80745	1987	19687	-	AS IS THAILAND
TANK	KUTCH BAY	107176	1997	16701	557	AS IS SRI LANKA
TANK	MAYA VN	318778	2003	44217	560	AS IS BATAM

# HISTORICAL BUNKER PRICES



	HISTORICAL BUNKER PRICES					
	Rotterdam		Fujairah		Houston	
	380 cst	MGO	380 cst	MGO	380 cst	MGO
1994	86	133.2	80.9	182.6	80.8	148.8
1995	97	140.6	94.6	175.8	93.2	148
1996	107	175.1	104.4	207.5	105.8	186
1997	92	155.4	99.3	205.6	97.3	179.9
1998	66.5	112.2	69.2	152.2	67.2	136.9
1999	94	133	98.5	157.2	93.3	143.9
2000	139	231.6	155.3	263.5	136	255.7
2001	116	192.4	129.7	244.7	112.8	227.5
2002	135	188.2	145.9	222.8	134	196
2003	151	230.4	166.3	265.2	160.2	265.1
2004	154	313.4	176.7	359.3	167.3	328.7
2005	236	458.4	256.6	500.1	248.3	508.5
2006	195	524.1	310.9	631.8	303	562.3
2007	347	571.3	373.7	664.7	351.8	608.6
2008	469	850.7	509.4	1037.7	496.8	933.2
2009	355	490.6	372.8	657	360.7	525
2010	452	667.1	468.2	712.9	449.3	683
2011	548	848.6	587.5	897.5	542.1	862.4
2012	585	920	606	1005	610	1005
2013	585	920	620	1010	580	985
2014	310	570	350	880	315	695
2015	140	311	170	560	140	360
2016	307	472	340	546	310	525
2017	367	579	376	627.5	356	612
2018	315	490	335	732	362	567
2019	290.4	607.2	290.3	760.3	342	647.8
2020	302	426	312	474	296	461.75
30-7-2021	423	592	438.5	648	431.5	624

## MARKET INDICATORS



	GBP	CAD	EUR	JPY	CHF	USD	AUD
GBP	1	1.733324	1.170562	152.442	1.2583	1.3897	1.8918
CAD	0.5761	1	0.6750	87.9893	0.7272	0.8026	1.0892
EUR	0.8522	1.4793	1	130.2015	1.0960	1.1876	1.6119
JPY	0.006545	0.01136	0.007679	1	0.008264	0.009121	0.01237
CHF	0.791891	1.3745	0.9290	120.9840	1	1.10351	1.4975
USD	0.7175	1.2455	0.84189	109.6242	0.9060	1	1.3571
AUD	0.5286	0.91758	0.62023	80.7616	0.66743	0.73666	1

\* 30/07/2021 values



## STOCK WATCH

NAME	TICKET	THIS MONTH*	LAST MONTH	CHANGE %	52w HIGH	52w LOW
Capital Product Partners	CPLP	12.09	12.27	1.31	12.56	9.72
Diana Shipping Inc.	DSX	4.34	5.08	3.45	5.08	2.88
Dynagas LNG Partners LP	DLNG	3.04	3.31	8.85	3.31	2.80
Eagle Bulk Shipping Inc.	EGLE	41.70	51.20	4.63	51.20	29.17
Euroseas Ltd.	ESEA	19.04	22.85	12.14	22.85	1.23
Costamare Inc.	CMRE	10.84	11.74	5.34	11.74	3.16
Navios Maritime Holdings	NM	4.25	8.44	46.10	9.46	1.30
GasLog Ltd.	GLOG	4.12	3.59	0.42	14.86	2.38
Safe Bulkers Inc.	SB	3.43	3.97	8.56	3.97	0.74
Star Bulk Carriers Corp.	SBLK	19.03	22.73	5.54	22.73	3.86
Stealthgas Inc.	GASS	2.56	2.73	5.78	3.80	1.51
TEN Inc.	TNP	7.95	8.56	3.96	23.85	7.06
TOP Ships Inc.	TOPS	1.34	1.62	14.42	85.02	0.95
Danaos Corporation	DAC	67.39	74.37	6.74	74.37	2.50

\* 30/07/2021 closing values

~~~~~

**Disclaimer:** Information and data that appear in this report have been obtained from various sources which are believed to be correct and reliable. However, Athenian Shipbrokers S.A. does not guarantee their accuracy or completeness and therefore cannot be held liable for any loss incurred as a result of reliance in any way whatsoever on the information contained herein.

Kind Regards,



**ATHENIAN SHIPBROKERS S.A.**