



ATHENIAN SHIPBROKERS S.A.

107-109, Vas. Pavlou Str., GR 166 73, Voula, Athens, Greece

Tel: +30 210 9659700 - Fax: +30 210 8996040

Email S & P : athenian@atheniansa.gr

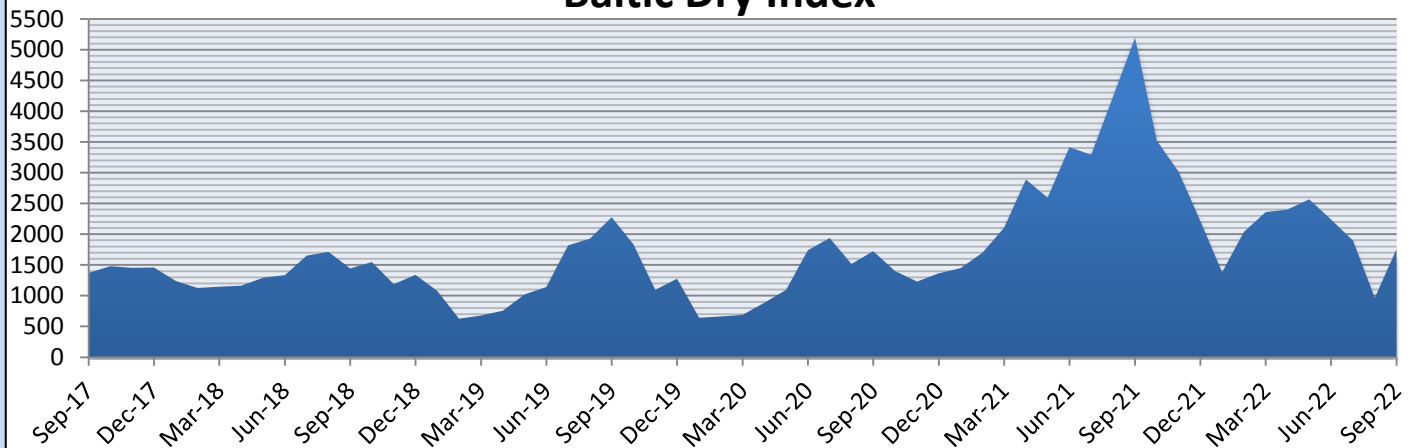
Email Chartering : chartering@atheniansa.gr

www.atheniansa.gr

SEP 2022

MONTHLY REPORT

Baltic Dry Index



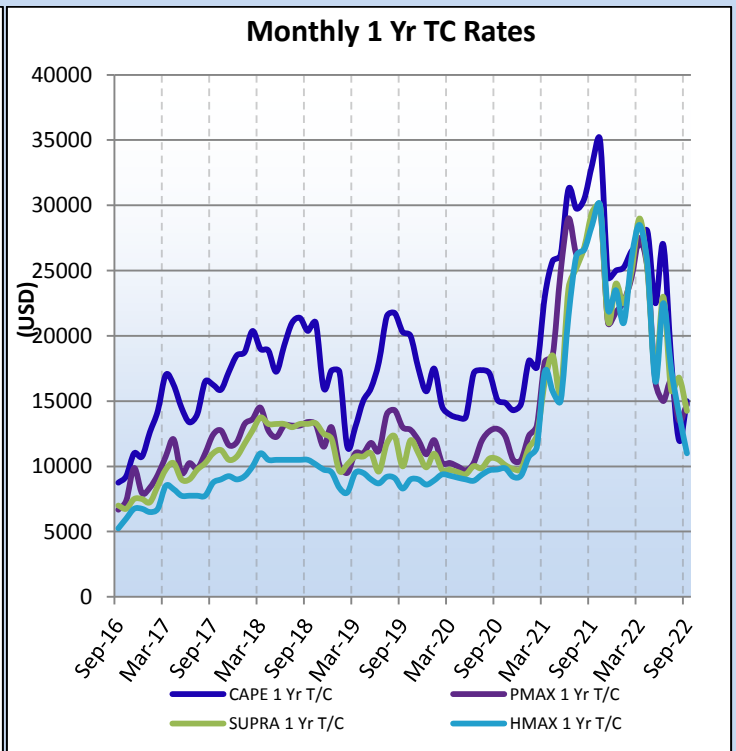
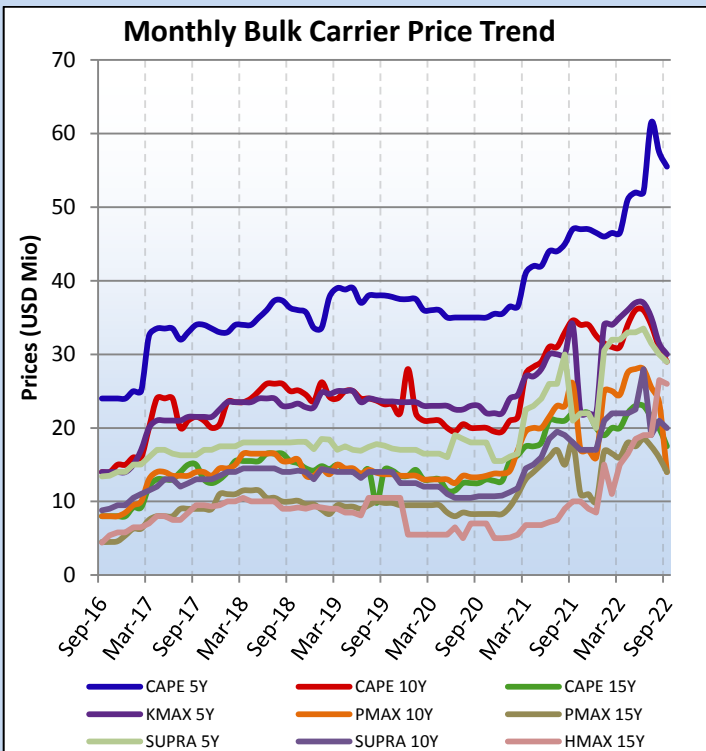
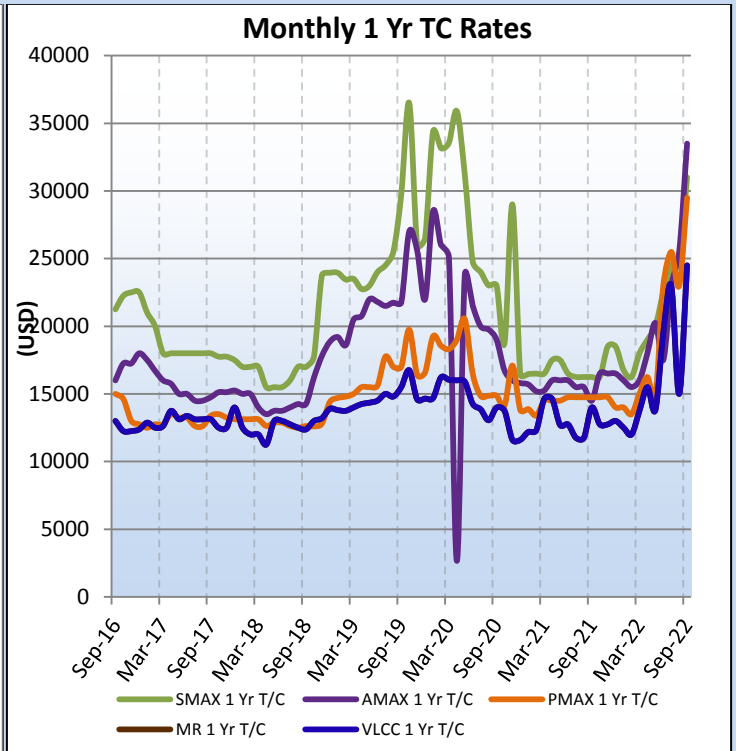
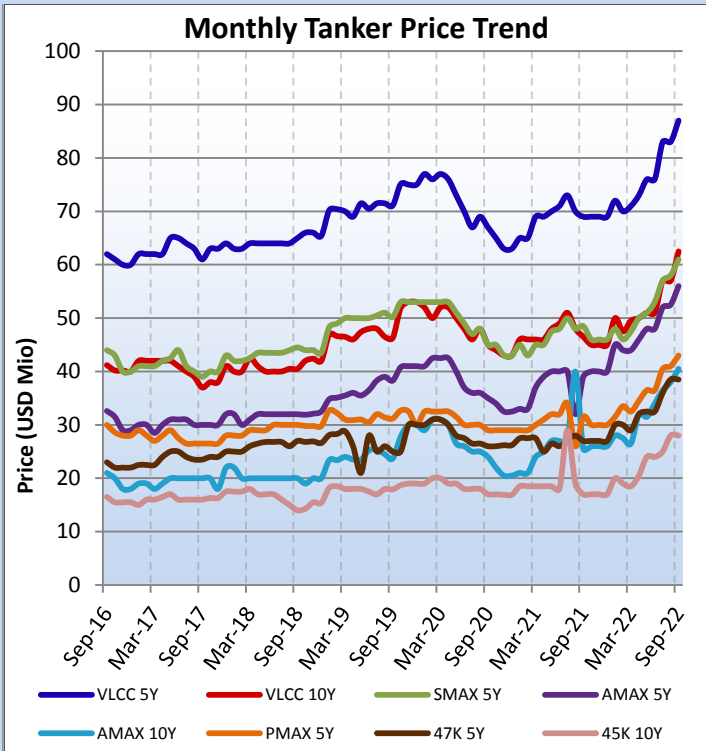
PRICES TANKERS (\$ MIO)

* Prices reflect Year's End	2016	2017	2018	2019	2020	2021	SEP-22
VLCC 5Y	60	64	63	75	63	69	87
VLCC 10Y	40	41	40	53	43	45	62.5
SUEZMAX 5Y	40	43	42	53	42	46	61
AFRAMAX 5Y	29	32	32	41	42.5	40	56
AFRAMAX 10Y	18	22	22	30	28.3	26	40.5
PANAMAX 5Y	28	28	28	30	29.5	30	43
51K 5Y	22	25	27.5	30	26.5	27	38.5
47K 10Y	15.5	17.5	16.5	19	17.5	17	28

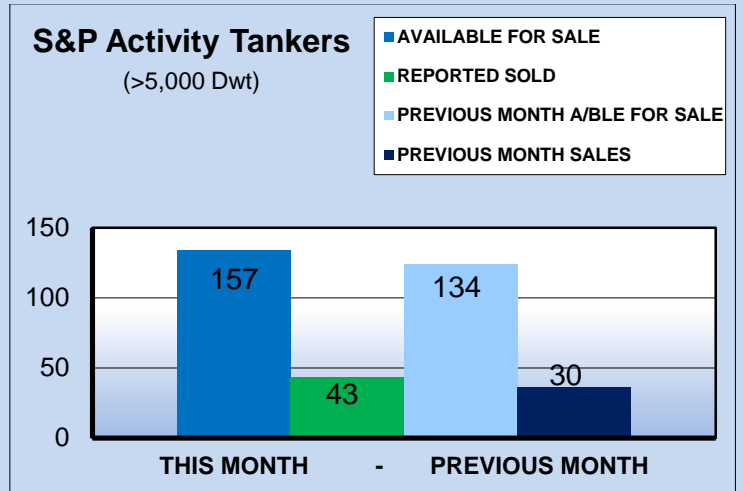
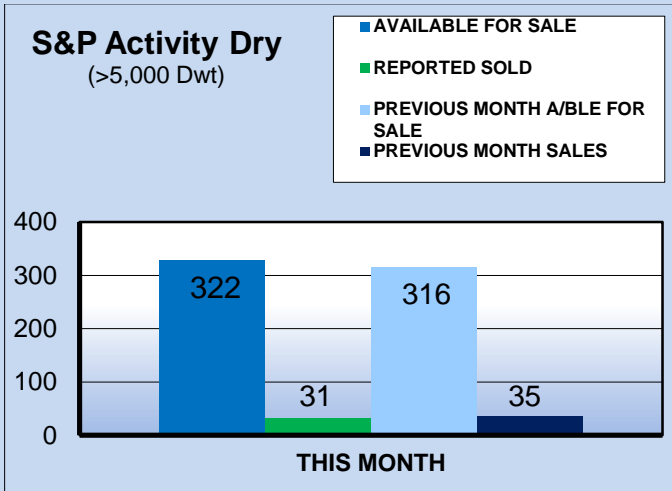
PRICES BULKERS (\$ MIO)

* Prices reflect Year's End	2016	2017	2018	2019	2020	2021	SEP-22
CAPE SIZE 5Y	24	33	33	37.5	35.3	46.5	55.5
CAPE SIZE 10Y	15	20.5	23.5	22	19	32.5	29
CAPE SIZE 15Y	8	13	14	13.5	12	20	17.5
KAMSARMAX 5Y	14	22.5	23.5	23.5	21.8	32	30
KAMSARMAX 10Y	8.5	14.5	14.5	13.5	13.5	22	21
PANAMAX 15Y	5.4	11	9	9.5	8.8	16	14
PANAMAX 20Y	3.6	6.5	6.5	6	5.7	10	11.5
ULTRAMAX 5Y	14	17.5	18	17	17.3	29	29
SUPRAMAX 10Y	9.5	13.5	14	12.5	10.5	20	20
HANDYMAX 5Y	12.2	14.3	15	16.7	14.5	24	25
HANDYMAX 10Y	7	10.5	11.8	9.2	8.7	17	17

SECOND HAND SALES & CHARTER FIXTURE TRENDS

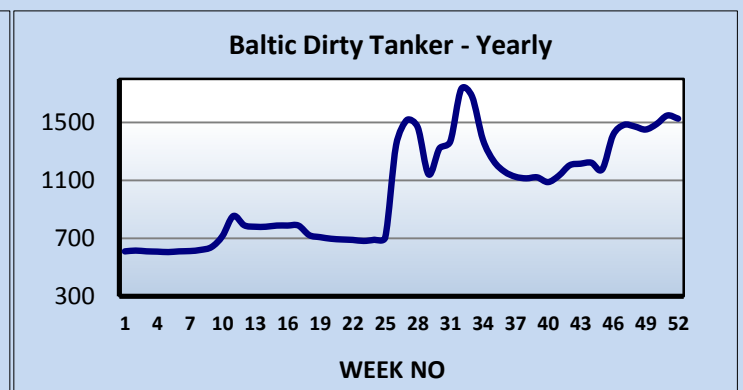
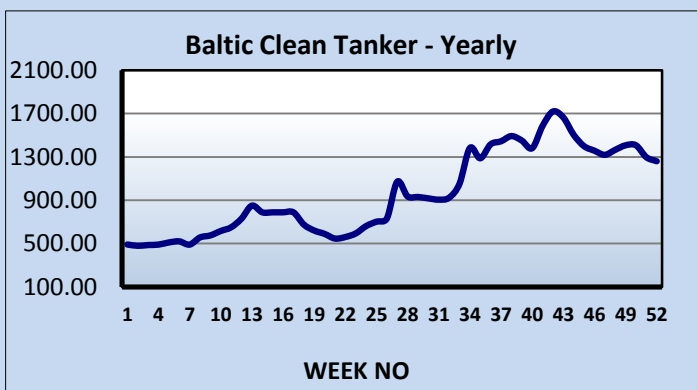


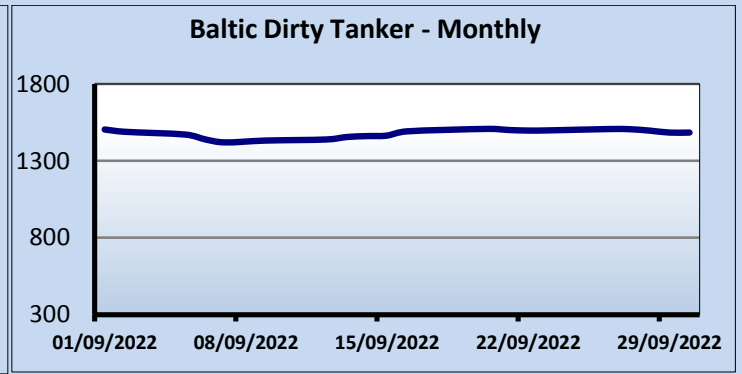
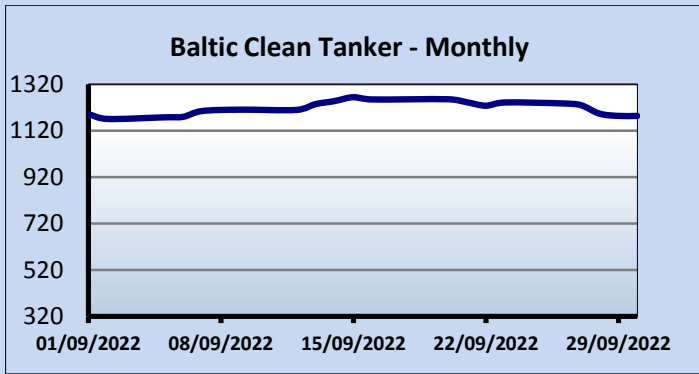
SECOND HAND TONNAGE MARKET



* Excluding demolition sales

Ship Type	Sale and Purchase Market							Total
	Apr-22	May-22	Jun-22	Jul-22	Aug-22	Sep-22		
BULK	68	47	45	46	28	27		261
TANK	50	34	39	36	43	30		232
GAS	3	15	1	4	3	2		28
CONT	2	14	14	8	7	4		49
TWEEN/MPP	0	0	0	0	0	0		0
REEF	1	0	3	0	0	0		4
RORO	3	0	1	0	1	1		6
FERRY	0	0	0	0	0	0		0
CRUISE	0	1	4	0	1	0		6
Total	127	111	107	94	83	64		586





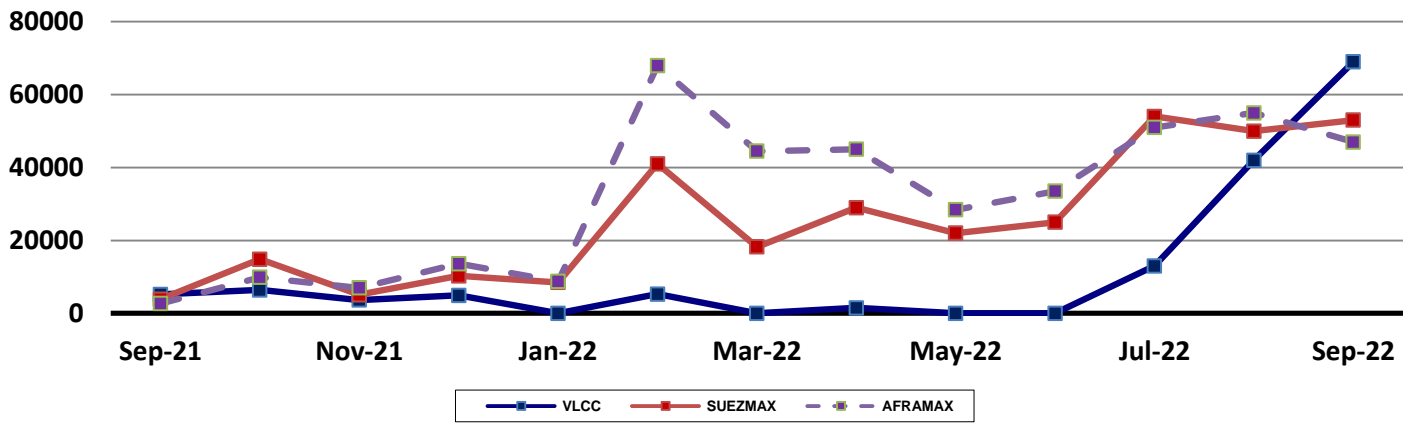
TANKER SALES

<i>NAME</i>	<i>DWT</i>	<i>BLT</i>		<i>PRICE \$ (MIO)</i>	<i>BUYER</i>
TSURUSAKI	300838	2002	JAPAN	31.25	GREEK BUYERS
ZHEN I	105588	2002	KOREA	17.7	UNDISCLOSED
ATLANTIK MIRACLE	11320	2008	TURKEY	7	TURKISH BUYERS
GUNGA	6480	2009	TURKEY	14	ENBLOC BSS
GAZELA	6480	2010	TURKEY		UNDISCLOSED
PETROJARL FOINAVEN	43641	1997	SPAIN	-	DANISH BUYERS
SEAMERCURY	39634	2003	KOREA	11	UNDISCLOSED
ATLANTIC PRIDE	114500	2004	KOREA	24	CHINESE BUYERS
SURFER ROSA	46719	2004	KOREA	16	UNDISCLOSED
PIPER	114809	2005	KOREA	28	MIDDLE EAST BUYERS
ENERGY CHALLENGER	70675	2005	KOREA	16	UNDISCLOSED
TEMA	311620	2005	JAPAN	34	UNDISCLOSED
STENA PROVENCE	65125	2006	CROATA	60	ENBLOC BSS
STENA PRIMORSK	65079	2006	CROATIA		
STENA PERFORMANCE	65065	2006	CROATIA		EUROPEAN BUYERS
HYDE	46858	2007	KOREA	22.8	UNDISCLOSED
BALTIC MONARCH	37273	2006	KOREA	15.1	MIDDLE EASTERN BUYERS
DHT EDELWEISS	301021	2008	KOREA	37	UNDISCLOSED
BEKS ATLANTICA	114896	2006	KOREA	33	UNDISCLOSED
GOTLAND CAROLINA	53160	2006	CHINA	18.5	NORWEGIAN BUYERS
LILA FUJAIRAH	113849	2007	KOREA	27.8	UNDISCLOSED
POLAR UNICORN	73956	2008	JAPAN	22.9	UNDISCLOSED
NCC RABINGH	45951	2007	KOREA	35	ENBLOC BSS
NCC SUDAIR	46012	2007	KOREA		UNDISCLOSED
SEABRIGHT	46159	2006	KOREA	18	UNDISCLOSED
SOL	11479	2007	CHINA	5.1	INDIAN BUYERS
CELSIUS MEXICO	20866	2008	JAPAN	14.9	FAR EASTERN BUYERS
CELSIUS EVERETT	113010	2008	CHINA	64	ENBLOC BSS
CELSIUS ESBJERG	113043	2009	CHINA		MIDDLE EASTERN BUYERS
LAPEROUSE	50420	2011	CHINA	11	UNDISCLOSED

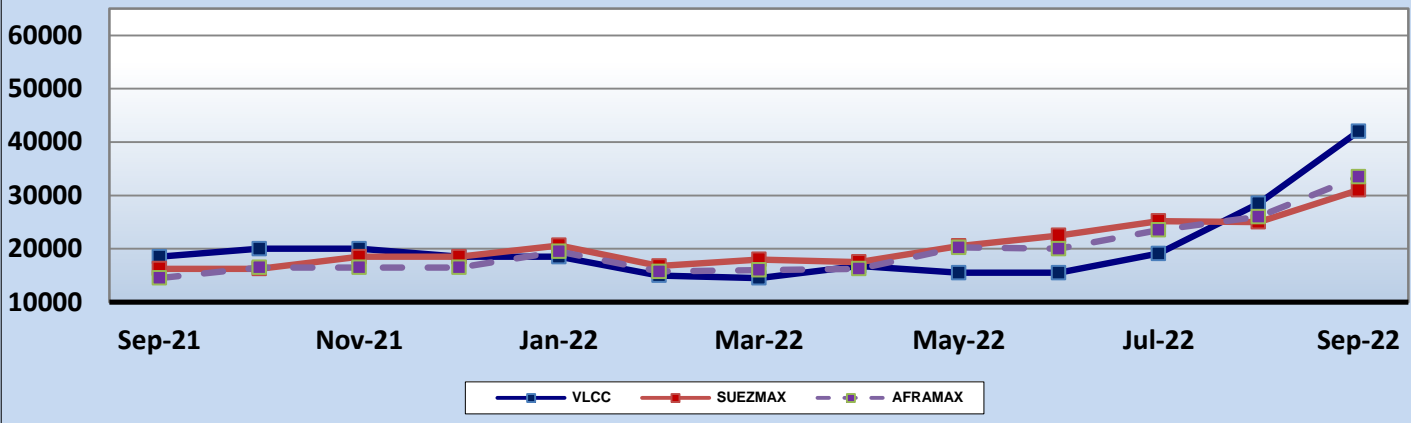
GAS SALES

<i>NAME</i>	<i>DWT</i>	<i>BLT</i>		<i>CBM</i>	<i>PRICE \$ (MIO)</i>	<i>BUYER</i>
KMARIN DIAMOND	84553	2008	KOREA	151883	-	GREEK BUYERS
BW PRINCE	54368	2007	KOREA	80735	45	UNDISCLOSED

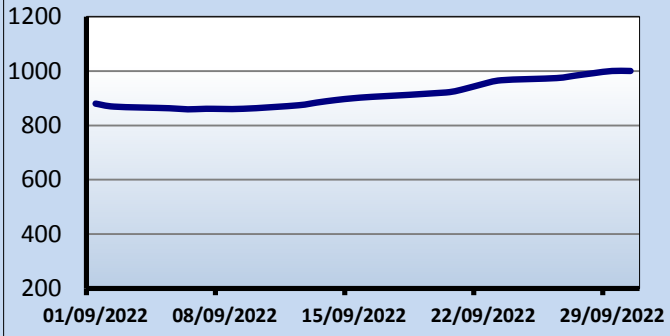
Spot Market - Tankers



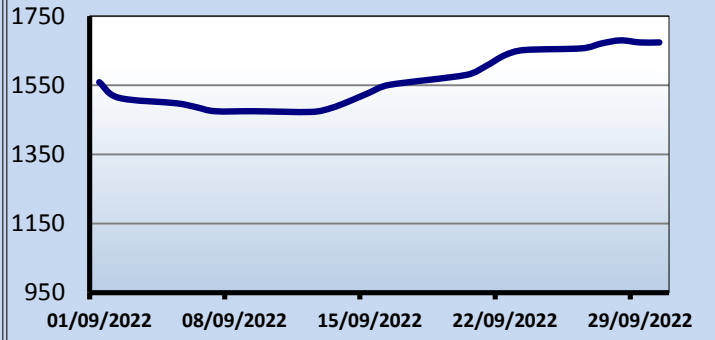
Period Market - Tankers 1 Year T/C



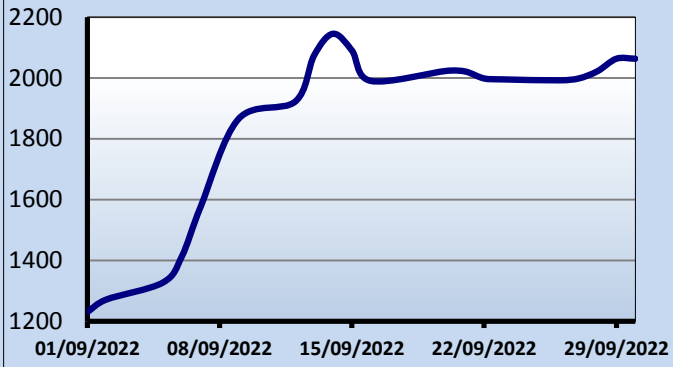
Baltic Handysize



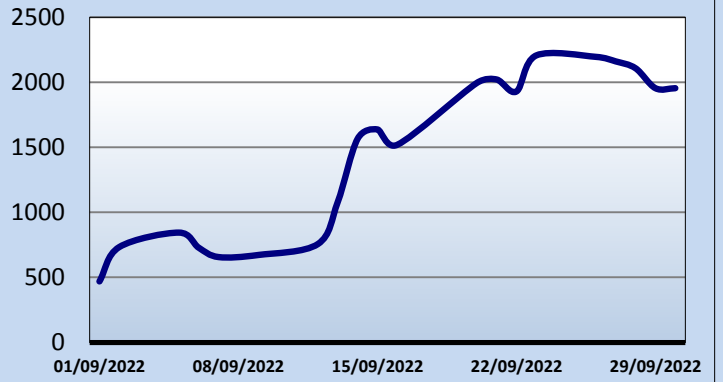
Baltic Supramax



Baltic Panamax



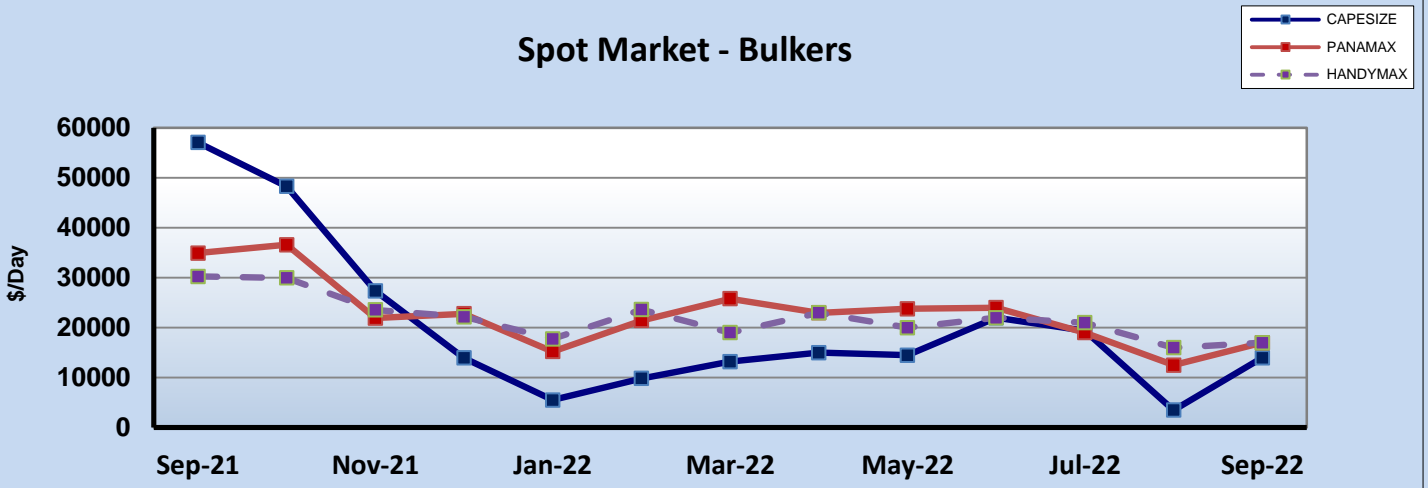
Baltic Capesize



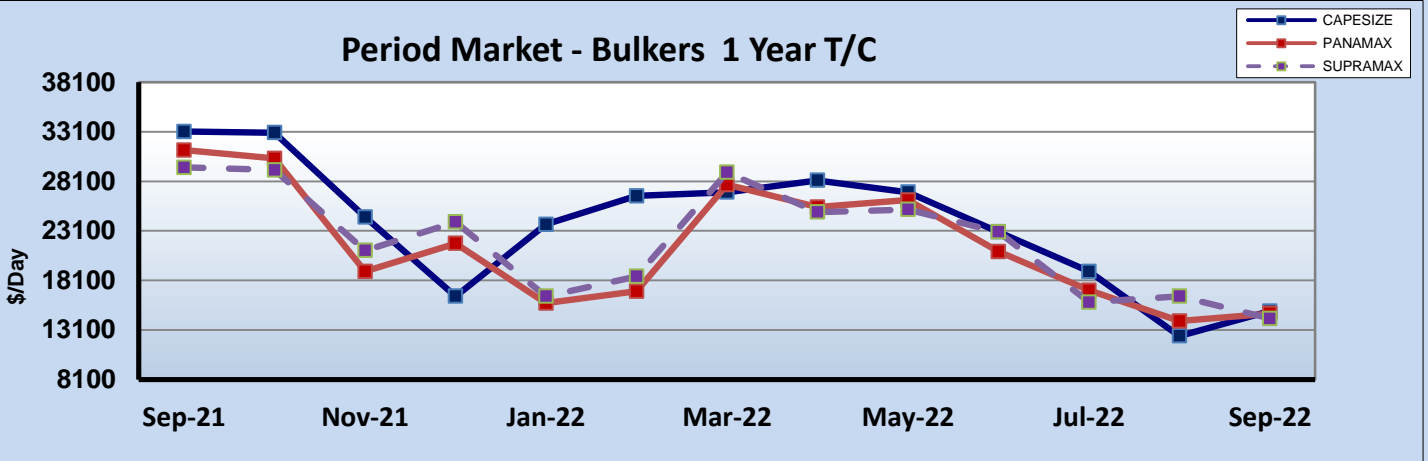
BULKER SALES

NAME	DWT	BLT		GEAR	PRICE \$ (MIO)	BUYER
VTC PLANET	22176	1993	JAPAN	4 x 30	5	MIDDLE EASTERN BUYERS
BLUEWAYS	46658	1998	JAPAN	4 x 30	6	CHINESE BUYERS
MAPLE AMBITION	35513	2015	CHINA	4 x 30.5	16.5	CHINESE BUYERS
AQUARIUS 77	35737	2016	PHILLIPINES	4 x 30	21	EUROPEAN BUYERS
SUNNY SAILOR	91443	2000	JAPAN	-	9.7	CHINESE BUYERS
AMBER L	47282	2000	JAPAN	4 X 25	9.5	UNDISCLOSED
PANTELIS	74020	2000	JAPAN	-	9.7	UNDISCLOSED
MARVEL	48893	2001	JAPAN	4 x 30	10.5	UNDISCLOSED
LIAN XIN	52512	2002	JAPAN	4 x 30.5	11.6	UNDISCLOSED
SINGAPORE SPIRIT	32259	2002	JAPAN	4 x 30	11.5	UNDISCLOSED
COUGAR	177493	2002	JAPAN	-	14	UNDISCLOSED
CORAL EMERALD	75632	2007	JAPAN	-	14.1	UNDISCLOSED
ECO DESTINY	35287	2005	JAPAN	4 x 30	12.7	MIDDLE EASTERN BUYERS
SPRING BRAVE	206306	2007	JAPAN	-	17	UNDISCLOSED
FORTUNA	83353	2010	JAPAN	-	23.5	UNDISCLOSED
NAVIOS CAMELIA	75162	2009	CHINA	-	15	UNDISCLOSED
CLARKE QUAY	55618	2010	VIETNAM	4 x 30	17.1	UNDISCLOSED
SAGARJEET	58079	2009	CHINA	4 x 30	16	UNDISCLOSED
BUENOS AIRES	83366	2011	JAPAN	-	21	GREEK BUYERS
ULTRA DYNAMIC	61412	2011	JAPAN	4 x 30.5	22.9	VIETNAMESE BUYERS
FRONTIER TRIUMPH	181429	2012	JAPAN	-	30	CHINESE BUYERS
MALTO HOPE	28226	2013	JAPAN	4 x 30.5	13.6	MIDDLE EASTERN BUYERS
HANTON TRADER I	63518	2014	CHINA	4 x 30	50.8	ENBLOC BSS
WESTERN SANTOS	63518	2014	CHINA	4 x 30		JINHUI SHIPPING
ULTRA TRUST	61225	2015	JAPAN	4 x 30.7	28	UNDISCLOSED
STELLA ISABEL	250379	2015	CHINA	-	98	ENBLOC BSS
STELLA DAPHNE	250381	2017	CHINA	-		BERGE BULK

Spot Market - Bulkers



Period Market - Bulkers 1 Year T/C



CONTAINER SALES

NAME	DWT	BLT		GEAR	TEU	PRICE \$ (MIO)	BUYER
PINARA	23287	2004	CHINA	2 x 45	1740	23	AKAR DENIZ TASIM.
BURGUNDY	42566	2008	GERMANY	-	3426	24	CL. OF RIFLINE
OSAKA	50712	2008	KOREA	-	4506	60	UNDISCLOSED
MARINE TRADER	21464	2008	JAPAN	3 x 40	1708	28	GS LINES

Ro-Pax / Fast Ferries SALES

NAME	GT	BLT		Pax	PRICE \$ (MIO)	BUYER

CRUISE SALES

NAME	GT	BLT		Pax	PRICE \$ (MIO)	BUYER

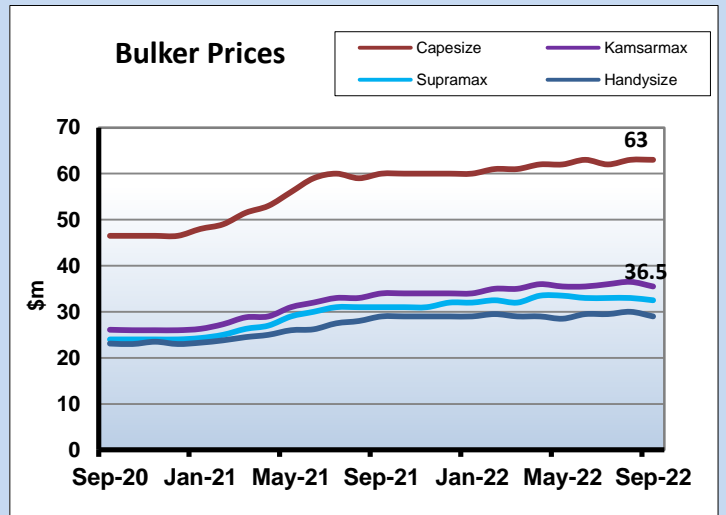
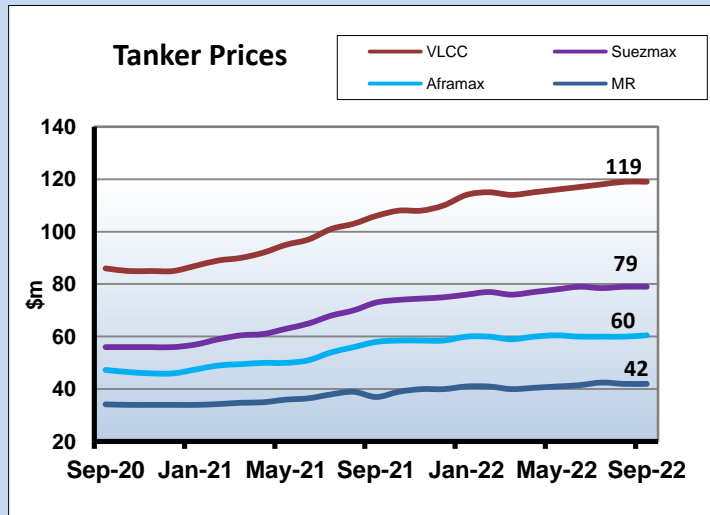
Ro-Ro SALES

NAME	GT	BLT		Pax	PRICE \$ (MIO)	BUYER
VALENTINE	23987	1999	JAPAN	12	5.27	KIWIRAIL INTERISLAND.

OFFSHORE SALES

NAME	GT	BLT		BOLL. PULL	PRICE \$ (MIO)	BUYER

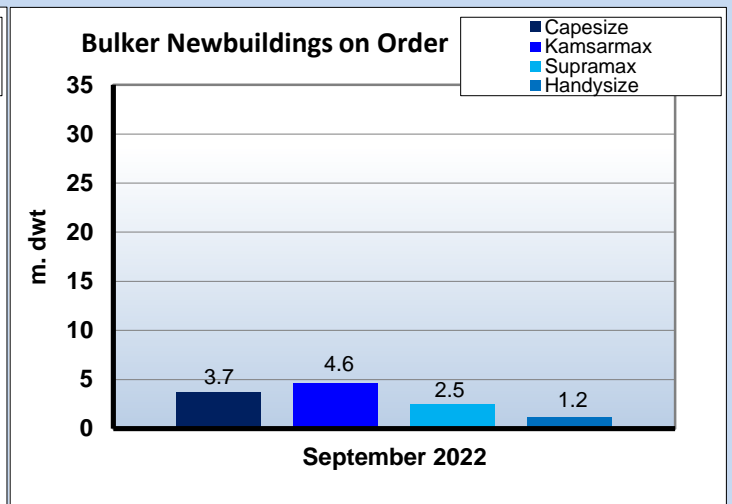
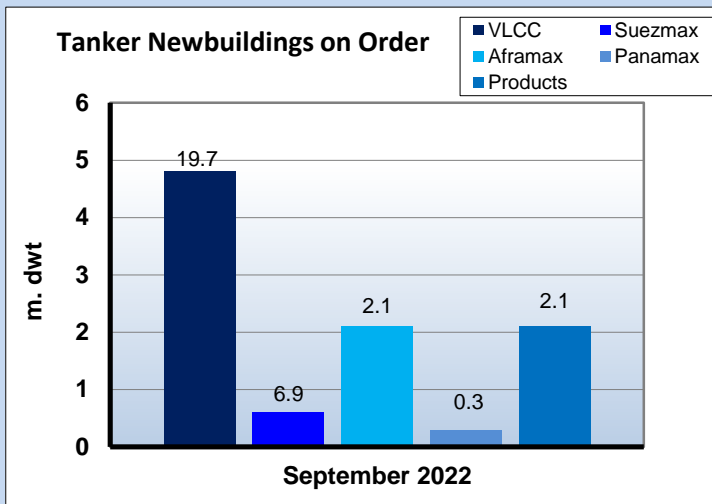
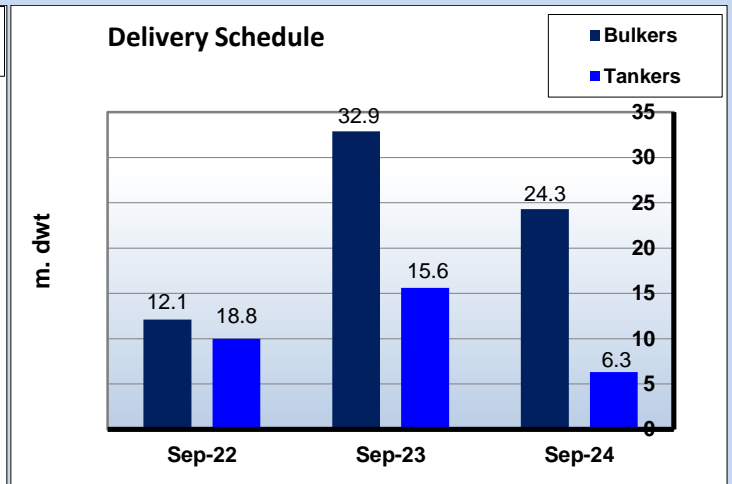
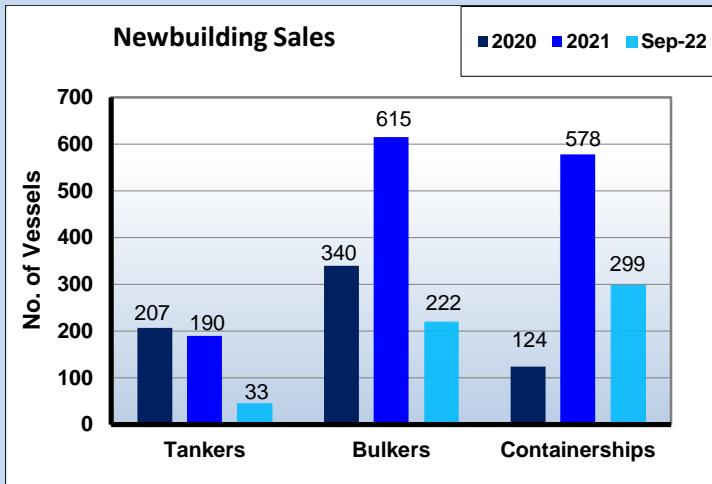
NEW BUILDING MARKET AND REPORTED CONTRACTS



Dry Bulk Orderbook					
Ship Type	m.Dwt	2022	2023	2024+	Total No. Ships
Capesize		3.7	11.3	7.9	118
Kamsarmax		4.6	11.1	7.0	276
Supra/Hmax		2.5	7.3	7.1	272
Handies		1.2	3.2	2.3	218
Total		12.1	32.9	24.3	884

Tanker Orderbook					
Ship Type	m.Dwt	2022	2023	2024+	Total No. Ships
ULCC/VLCC		4.8	6.4	0.6	39
Suezmax		0.6	1.4	0.3	15
Aframax		2.1	4.9	3.8	94
Panamax		0.3	0.1	0.0	7
MR + Small		2.1	2.7	1.6	175
Total		6.3	15.6	10.0	330

LPG Orderbook					
Ship Type	,000cb	2022	2023	2024+	Total No. Ships
VLGC		1094	4388	1465	77
LGC		0	0	0	0
MR		267	788	374	39
Handy		18	62	103	28
Small		15	6	0	9
Total m.Dwt		0.93	3.51	1.29	153



DWT in Thousands	Newbuilding Historical Prices (\$m)													
	Sep-22	2021	2020	2019	2018	2017	2016	2015	2010	2005	2000	1995	1990	1985
Tankers														
320 DWT ¹	119	110	85.5	95.6	92.4	81.5	84.5	93.7	104.8	120	76.5	85.3	87.4	38.2
170 DWT ¹	79	75	57	71.7	60.6	55	54.5	63	66.3	71.5	52.5	54	66.1	28.2
115 DWT ¹	60.5	58.5	46.5	55.1	48.1	44	44.5	52	56	58	41.5	43.3	53.2	18.1
50 DWT ¹	42	40	34	38.8	36.7	33.8	32.5	35.4	36.1	43	29.5	33.2	32.1	13.3
Bulkers														
185 DWT ¹	63	46.5	51.8	50.4	44	42	46	54.2	57.2	58.5	40.5	42.3	60.2	29.3
83 DWT ¹ *	35.5	26	30.6	28.1	25.5	24.5	25.7	29	34.3	36	22.5	27.9	30	13.4
64 DWT*	32.5	24	27.4	26.2	24	22.3	24.1	27.2	31.1	31	20.5	24.1	25.3	12.4
35 DWT*	29	23	22.6	23.9	22	19.5	20.3	22.8	26.3	25.5	15	19.2	21.3	9.7
	¹ Before 2001 sizes to read 280,000 - 140,000 - 95,000 - 40,000 respectively for tankers and 150,000 - 69,000 for Bulkers ² Single Hull ³ 30,000 DWT *Prior 2017 to read 73 - 76k dwt, 45k dwt & 30k dwt (note: above is for vessels built Japan / Korea, you should also consider US\$ / Yen / Won relation for the years mentioned)													

Newbuilding Orders

TYPE	DWT	BUILDER	DELIVERY	PRICE \$	OWNER	NOTES
CONT	20150	PENGLAI JINGLU SY	2024		ELBDEICH REEDEREI	
CONT	20150	PENGLAI JINGLU SY	2024		ELBDEICH REEDEREI	
TANK	309000	DALIAN COSCO KHI	2026		MITSUI OSK LINES	
TANK	309000	DALIAN COSCO KHI	2025		MITSUI OSK LINES	
LNG BUNK RO-PAX	8000	HUDONG ZHONGHUA CMJL (WEIHAI)	AUG 2024 2024		WUHU LNG CHINA-JAPAN INT.	
CONT	13250	WUCHANG SB GROUP	2024		COSMOSHIP MNGMNT	
CONT	13250	WUCHANG SB GROUP	2024		COSMOSHIP MNGMNT	
CONT	13250	WUCHANG SB GROUP	2024		COSMOSHIP MNGMNT	
CONT	13250	WUCHANG SB GROUP	2024		COSMOSHIP MNGMNT	
BULK	65000	DALIAN SHIPBLDNG	2025		CITIC LEASING	
BULK	65000	DALIAN SHIPBLDNG	2025		CITIC LEASING	
BULK	65000	DALIAN SHIPBLDNG	2025		CITIC LEASING	
BULK	65000	DALIAN SHIPBLDNG	2025		CITIC LEASING	
BULK	65000	DALIAN SHIPBLDNG	2025		CITIC LEASING	
LPG	35000	HYUNDAI MIPO	FEB 2025	69.00	UNKNOWN	
LPG	35000	HYUNDAI MIPO	NOV 2024	69.00	UNKNOWN	
BULK	64000	NEW DAYANG SB	APR 2025		U-MING MARINE	
BULK	64000	NEW DAYANG SB	NOV 2024		U-MING MARINE	
BULK	37000	SHANHAIGUAN SB	2025		POLISH STEAMSHIP CO	
BULK	37000	SHANHAIGUAN SB	2025		POLISH STEAMSHIP CO	
BULK	37000	SHANHAIGUAN SB	2025		POLISH STEAMSHIP CO	
BULK	37000	SHANHAIGUAN SB	2025		POLISH STEAMSHIP CO	
BULK	37000	SHANHAIGUAN SB	2025		POLISH STEAMSHIP CO	
BULK	37000	SHANHAIGUAN SB	2025		POLISH STEAMSHIP CO	
CONT	24000	TAIZHOU KOUAN SB	APR 2024	RMB 180M	FUJIAN HESHENG SHPG	
LPG	60000	HYUNDAI HI (ULSAN)	2025	96.60	EVALEND SHIPPING	
LPG	60000	HYUNDAI HI (ULSAN)	2025	96.60	EVALEND SHIPPING	
LPG	60000	HYUNDAI HI (ULSAN)	2025	96.60	EVALEND SHIPPING	
LPG	60000	HYUNDAI HI (ULSAN)	2025	96.60	EVALEND SHIPPING	
LPG	60000	HYUNDAI HI (ULSAN)	2025	96.60	EVALEND SHIPPING	
CONT	14000	PAXOCEAN ZHOUSHA	DEC 2024		OY LANGH SHIP AB	
CONT	14000	PAXOCEAN ZHOUSHA	OCT 2024		OY LANGH SHIP AB	
CONT	14000	PAXOCEAN ZHOUSHA	AUG 2024		OY LANGH SHIP AB	
LNG	96000	SAMSUNG HI	MAR 2025	214.56	UNKNOWN	
LNG	96000	SAMSUNG HI	JAN 2025	214.56	UNKNOWN	
LNG	96000	SAMSUNG HI	2025	214.89	UNKNOWN	
LNG	96000	SAMSUNG HI	2025	214.89	UNKNOWN	
LNG	96000	DAEWOO (DSME)	2025	214.42	UNKNOWN	
LNG	96000	DAEWOO (DSME)	2025	214.42	UNKNOWN	
LNG	96000	DAEWOO (DSME)	2025	214.42	UNKNOWN	
LNG	96000	DAEWOO (DSME)	2025	214.42	UNKNOWN	
LNG	96000	DAEWOO (DSME)	2025	214.42	UNKNOWN	
LNG	96000	DAEWOO (DSME)	2025	214.42	UNKNOWN	
LNG	96000	DAEWOO (DSME)	2025	214.42	UNKNOWN	
LNG	96000	DAEWOO (DSME)	2025	214.42	UNKNOWN	
CRUISE	5100	FINCANTIERI ANCONA	2027		VIKING OCEAN CR.	
CRUISE	5100	FINCANTIERI ANCONA	2027		VIKING OCEAN CR.	
CHEM & OIL	13000	TAIZHOU MAPLE LEAF	APR 2024	RMB 165M	XINGTONG SHIPPING	
PCC	20000	HYUNDAI SAMHO HI	AUG 2025	120	RAY CAR CARRIERS	
PCC	20000	HYUNDAI SAMHO HI	MAY 2025	120	RAY CAR CARRIERS	
BULK	85000	HUANGPU WENCHON	2025		GUONENG YUANHAI	
BULK	85000	HUANGPU WENCHON	2025		GUONENG YUANHAI	
CHEM & OIL	13000	TAIZHOU MAPLE LEAF	APR 2024	RMB 165M	XINGTONG SHIPPING	
CONT	17500	FUJIAN BAIMA	2025		HAINAN ZHUOMEI SHPG	
RESEARCH		COSCO HI (DALIAN)	MAR 2024	RMB 118.15	DALIAN MARITIME	

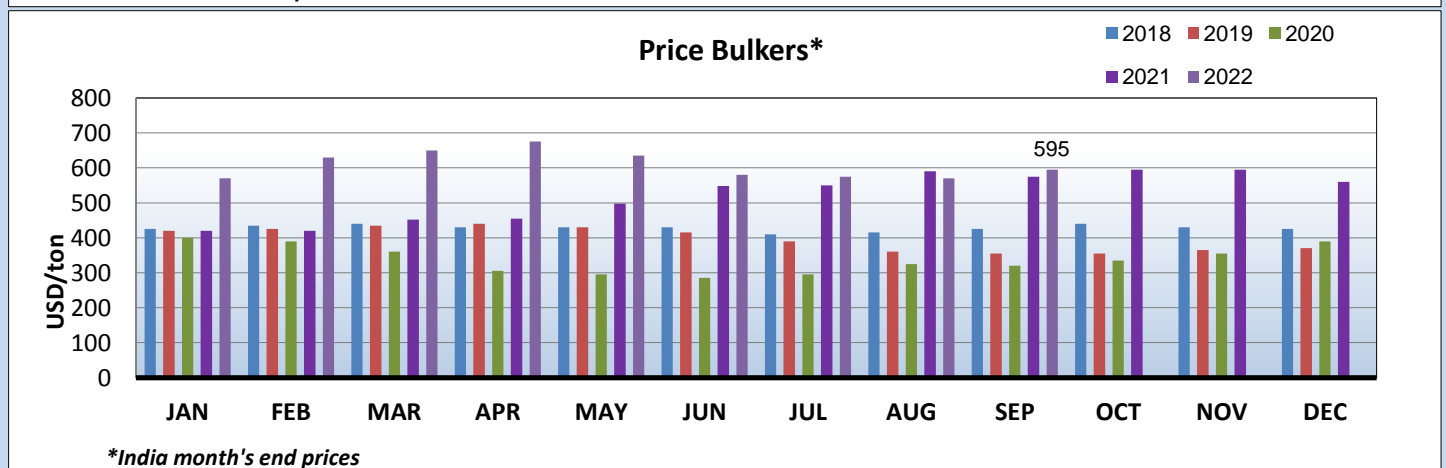
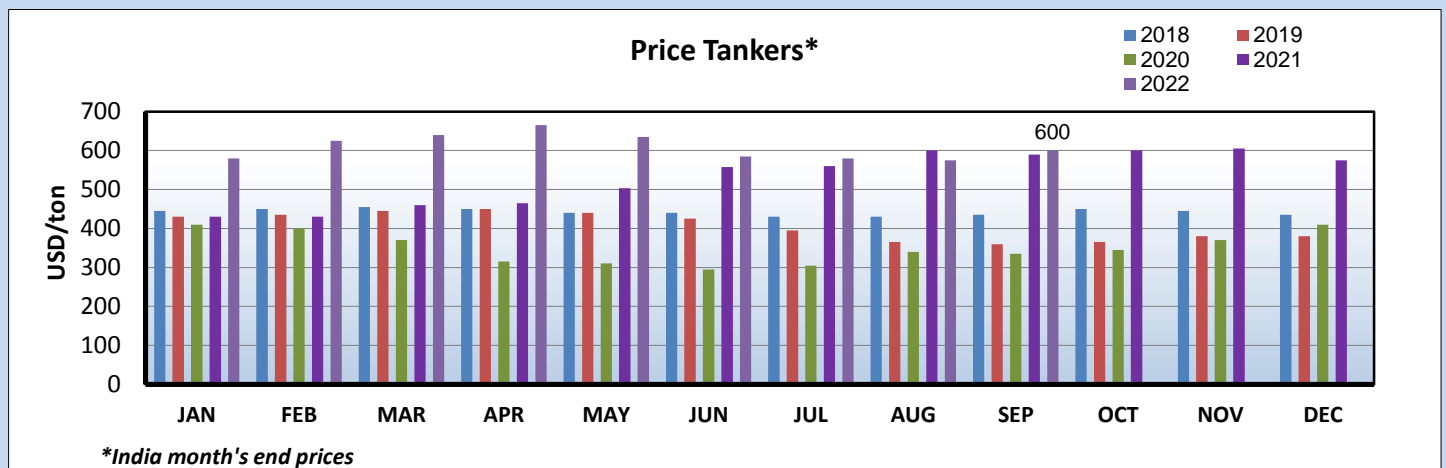
CHEM & OIL	50000	HYUNDAI VIETNAM SB	DEC 2025	42.70	UNKNOWN
CHEM & OIL	50000	HYUNDAI VIETNAM SB	NOV 2025	42.70	UNKNOWN
CHEM & OIL	50000	HYUNDAI VIETNAM SB	SEP 2025	42.70	UNKNOWN
CHEM & OIL	50000	HYUNDAI VIETNAM SB	JUL 2025	42.70	UNKNOWN
CONT	16500	HYUNDAI MIPO	2025		EASTERN PACIFIC SHPG
CONT	16500	HYUNDAI MIPO	2025		EASTERN PACIFIC SHPG
CONT	16500	HYUNDAI MIPO	2025		EASTERN PACIFIC SHPG
CONT	16500	HYUNDAI MIPO	2025		EASTERN PACIFIC SHPG
CONT	16500	HYUNDAI MIPO	2025		EASTERN PACIFIC SHPG
CONT	16500	HYUNDAI MIPO	2025		EASTERN PACIFIC SHPG
LNG	96000	DAEWOO (DSME)	JUL 2026	214.50	UNKNOWN
LNG	96000	DAEWOO (DSME)	APR 2026	214.50	UNKNOWN
BULK	66000	YANGZI-MITSUI SB	DEC 2024		JALDHI OVERSEAS
BULK	66000	YANGZI-MITSUI SB	NOV 2024		JALDHI OVERSEAS
BULK	66000	YANGZI-MITSUI SB	SEP 2024		JALDHI OVERSEAS
BULK	66000	YANGZI-MITSUI SB	JUL 2024		JALDHI OVERSEAS
CHEM & OIL	18000	CMJL (YANGZHOU)	APR 2025		FURETANK REDERI
CHEM & OIL	18000	CMJL (YANGZHOU)	OCT 2024		FURETANK REDERI

DEMOLITION MARKET

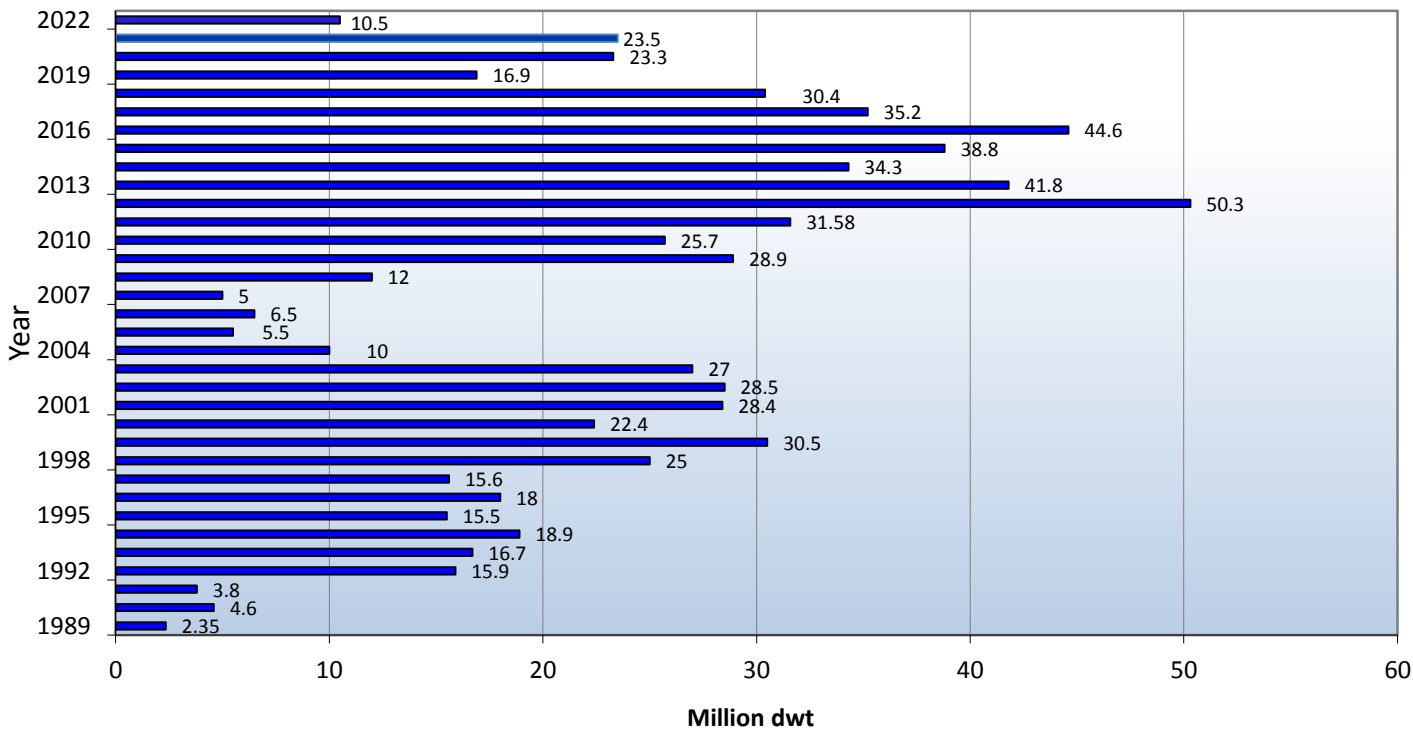
* MONTH'S END PRICES

Demolition Prices		
	Gen Cargo	Tanker
India	USD 595/lt Ldt	USD 600/lt Ldt
Bangladesh	USD 605/lt Ldt	USD 610/lt Ldt
Pakistan	USD 580/lt Ldt	USD 585/lt Ldt
Turkey	USD 260/lt Ldt	USD 265/lt Ldt

Demolition Historical Data

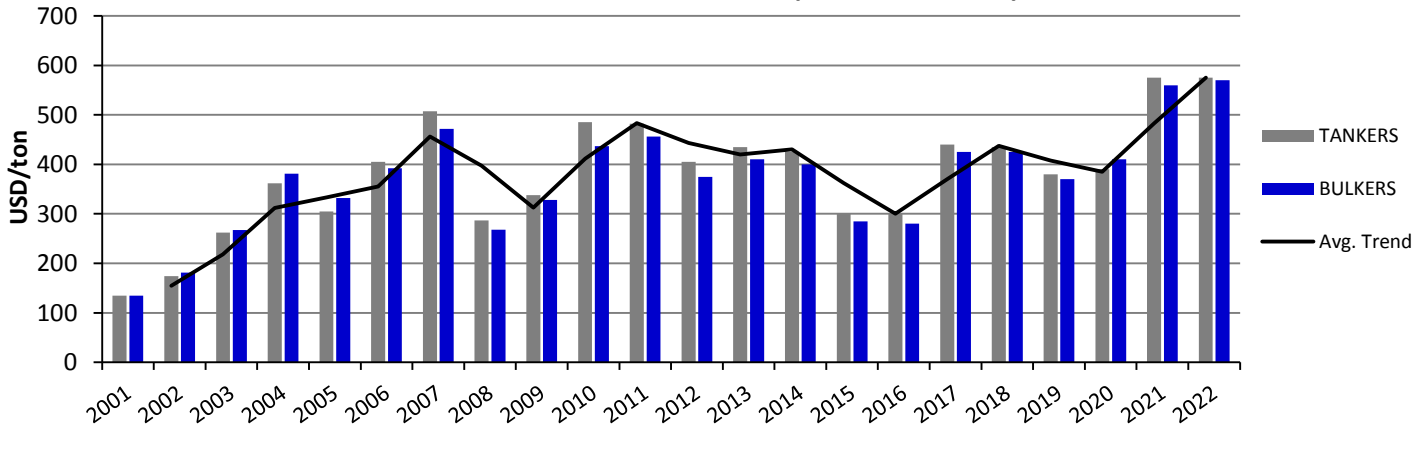


Total Demolition (Dwt)



* Bss reported sales

Historical Demolition Prices (India Year's End)



HISTORICAL DEMOLITION PRICES (*Indian Year's End)																			
	2004	2005	2006	2007	2008	2009	2010	2011	2012	2013	2014	2015	2016	2017	2018	2019	2020	2021	CURR
WET	362	302	405	507	287	338	485	482	405	435	425	300	300	440	435	380	410	575	600
DRY	381	332	392	472	268	328	437	456	375	410	400	285	280	425	425	370	390	560	595

India

<i>TYPE</i>	<i>NAME</i>	<i>DWT</i>	<i>BLT</i>	<i>LDT</i>	<i>PRICE \$/LDT</i>	<i>COMMENTS</i>
RORO	MAESTRO UNIVERSE	9200	1986			
TANK	PROMETAY	4740	1985			
TANK	BONGO	11676	1996			
TANK	AZTEC	68439	2003		610	

Bangladesh

<i>TYPE</i>	<i>NAME</i>	<i>DWT</i>	<i>BLT</i>	<i>LDT</i>	<i>PRICE \$/LDT</i>	<i>COMMENTS</i>
BULK	VIGHNHARTA	70912	1982	14395		
BULK	BEI LUN 6	43665	1989	8015	611	
TANK	DAWN LUCK	6349	1991		672	
TANK	SEARICH	4999	1992		672	
TANK	JIN SHING	4785	1991		505	
TANK	NEW SMILE	6902	1995	2241	580	

Pakistan

<i>TYPE</i>	<i>NAME</i>	<i>DWT</i>	<i>BLT</i>	<i>LDT</i>	<i>PRICE \$/LDT</i>	<i>COMMENTS</i>
TANK	CHEVAL BLEU	149745	1995		615	

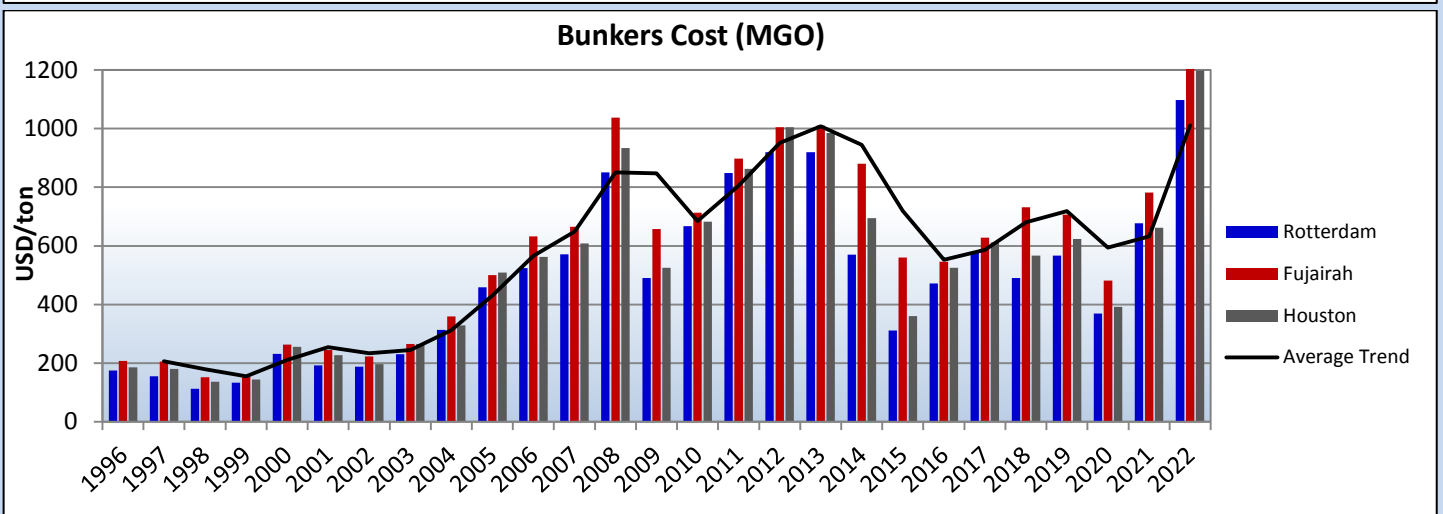
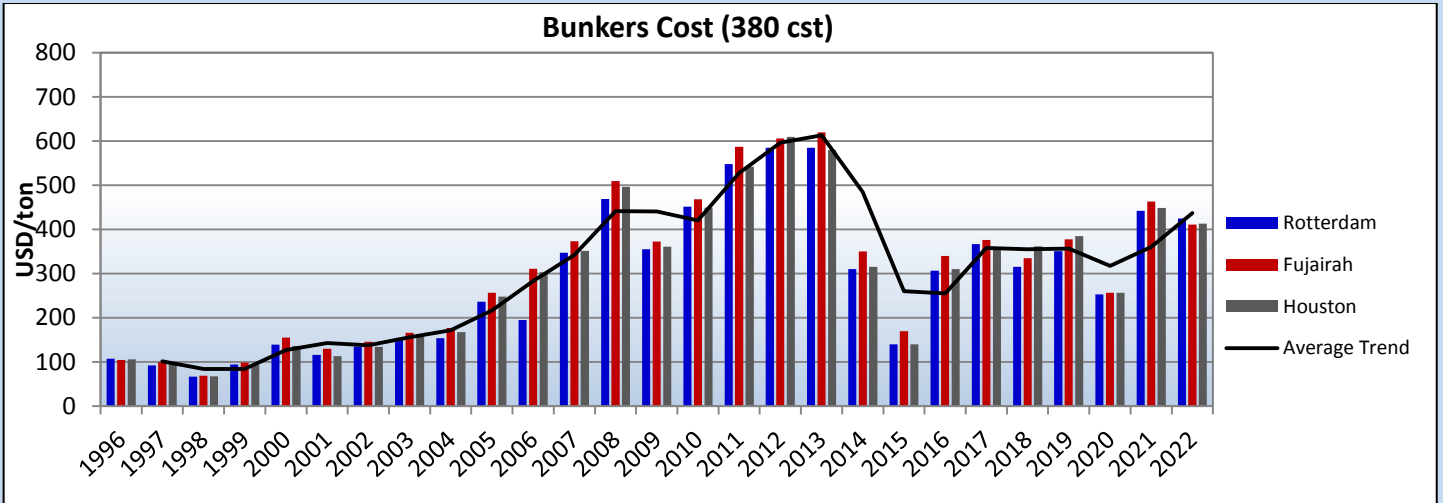
Turkey

<i>TYPE</i>	<i>NAME</i>	<i>DWT</i>	<i>BLT</i>	<i>LDT</i>	<i>PRICE \$/LDT</i>	<i>COMMENTS</i>
TANK	PETRONORDIC	92995	2002			

Other

<i>TYPE</i>	<i>NAME</i>	<i>DWT</i>	<i>BLT</i>	<i>LDT</i>	<i>PRICE \$/LDT</i>	<i>COMMENTS</i>
BULK	CHANG SHENG	75752	1998	9824		AS IS SPORE
BULK	KG ASIA	74732	1999	12605		AS IS KOREA
BULK	WINNING INTEGRITY	172571	2000		602.5	AS IS SPORE
BULK	CIC PRIDE	171381	2002			AS IS SPORE
BULK	STAR TIANJIN	174096	2004	23684	600	AS IS VIZAG
RORO	QUEEN MARY	6511	1998	10714		AS IS KOREA
TANK	POLAN	74999	1999	12622	589	AS IS SPORE

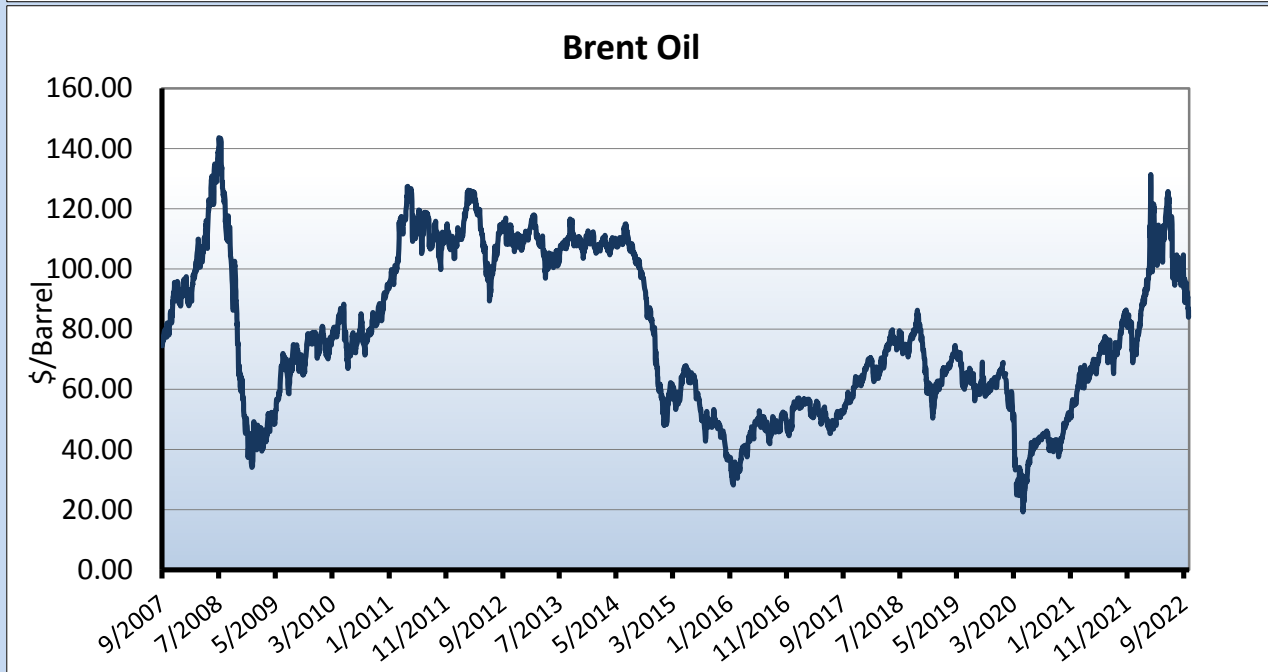
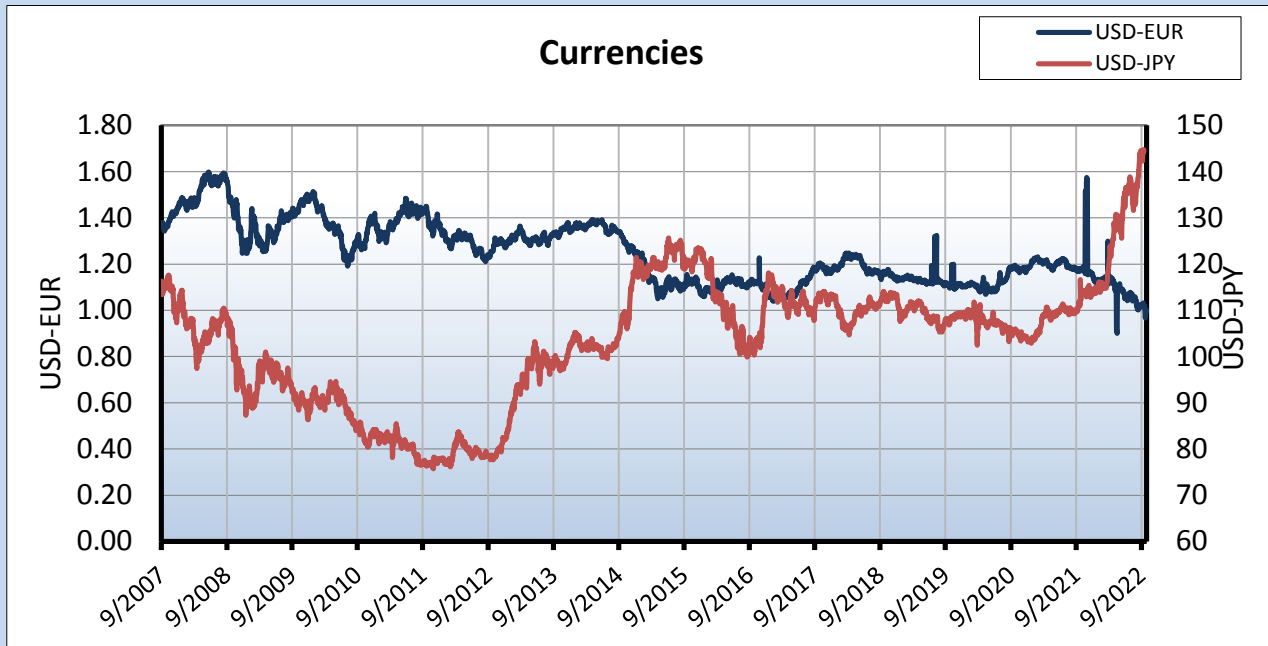
HISTORICAL BUNKER PRICES



	HISTORICAL BUNKER PRICES					
	Rotterdam		Fujairah		Houston	
	380 cst	MGO	380 cst	MGO	380 cst	MGO
1994	86	133.2	80.9	182.6	80.8	148.8
1995	97	140.6	94.6	175.8	93.2	148
1996	107	175.1	104.4	207.5	105.8	186
1997	92	155.4	99.3	205.6	97.3	179.9
1998	66.5	112.2	69.2	152.2	67.2	136.9
1999	94	133	98.5	157.2	93.3	143.9
2000	139	231.6	155.3	263.5	136	255.7
2001	116	192.4	129.7	244.7	112.8	227.5
2002	135	188.2	145.9	222.8	134	196
2003	151	230.4	166.3	265.2	160.2	265.1
2004	154	313.4	176.7	359.3	167.3	328.7
2005	236	458.4	256.6	500.1	248.3	508.5
2006	195	524.1	310.9	631.8	303	562.3
2007	347	571.3	373.7	664.7	351.8	608.6
2008	469	850.7	509.4	1037.7	496.8	933.2
2009	355	490.6	372.8	657	360.7	525
2010	452	667.1	468.2	712.9	449.3	683
2011	548	848.6	587.5	897.5	542.1	862.4
2012	585	920	606	1005	610	1005
2013	585	920	620	1010	580	985

2014	310	570	350	880	315	695
2015	140	311	170	560	140	360
2016	307	472	340	546	310	525
2017	367	579	376	627.5	356	612
2018	315	490	335	732	362	567
2019	290.4	607.2	290.3	760.3	342	647.8
2020	302	426	312	474	296	461.75
2021	442.5	677	463	782	449	661.5
30-9-22	424.75	977.25	411.25	1219.5	413.25	978.25

MARKET INDICATORS



	GBP	CAD	EUR	JPY	CHF	USD	AUD
GBP	1	0.6556	0.8778	0.0062	0.9185	0.8982	0.5824
CAD	1.5250	1	1.3387	0.0095	1.4008	1.3698	0.8882
EUR	1.1392	0.7475	1	0.0071	1.0463	1.0237	0.6634
JPY	160.73	105.49	141.14	1	147.68	144.48	93.63
CHF	1.0884	1.0884	0.9562	0.0068	1	0.9788	0.6338
USD	1.1094	0.7288	0.9762	0.0069	1.0208	1	0.6476
AUD	1.7131	1.1253	1.5074	0.0107	1.5775	1.5430	1

* 30/09/2022 values

STOCK WATCH

NAME	TICKET	THIS MONTH*	LAST MONTH	CHANGE %	52w HIGH	52w LOW
Capital Product Partners	CPLP	13.64	15.14	-9.91%	19.65	12.13
Diana Shipping Inc.	DSX	3.64	4.82	-24.48%	6.89	3.31
Dynagas LNG Partners LP	DLNG	3.00	3.66	-18.03%	4.49	2.55
Eagle Bulk Shipping Inc.	EGLE	43.15	43.94	-1.80%	78.75	36.21
Euroseas Ltd.	ESEA	21.10	23.10	-8.66%	37.90	19.55
Costamare Inc.	CMRE	8.97	11.21	-19.98%	18.01	8.72
Navios Maritime Holdings	NM	1.93	2.06	-6.31%	6.69	1.90
GasLog Ltd.	GLOG	23.70	25.31	-6.36%	26.40	23.36
Safe Bulkers Inc.	SB	2.50	3.21	-22.12%	5.44	2.35
Star Bulk Carriers Corp.	SBLK	17.59	20.00	-12.05%	33.99	16.85
Stealthgas Inc.	GASS	2.58	3.09	-16.50%	4.18	1.91
TEN Inc.	TNP	15.56	14.88	4.57%	19.20	6.95
TOP Ships Inc.	TOPS	3.26	0.28	1064.29%	33.00	2.15
Danaos Corporation	DAC	55.88	67.21	-16.86%	107.47	53.54

* 30/09/2022 closing values

Disclaimer: Information and data that appear in this report have been obtained from various sources which are believed to be correct and reliable. However, Athenian Shipbrokers S.A. does not guarantee their accuracy or completeness and therefore cannot be held liable for any loss incurred as a result of reliance in any way whatsoever on the information contained herein.

Kind Regards,



ATHENIAN SHIPBROKERS S.A.