



ATHENIAN SHIPBROKERS S.A.

107-109, Vas. Pavlou Str., GR 166 73, Voula, Athens, Greece

Tel: +30 210 9659700 - Fax: +30 210 8996040

Email S & P : athenian@atheniansa.gr

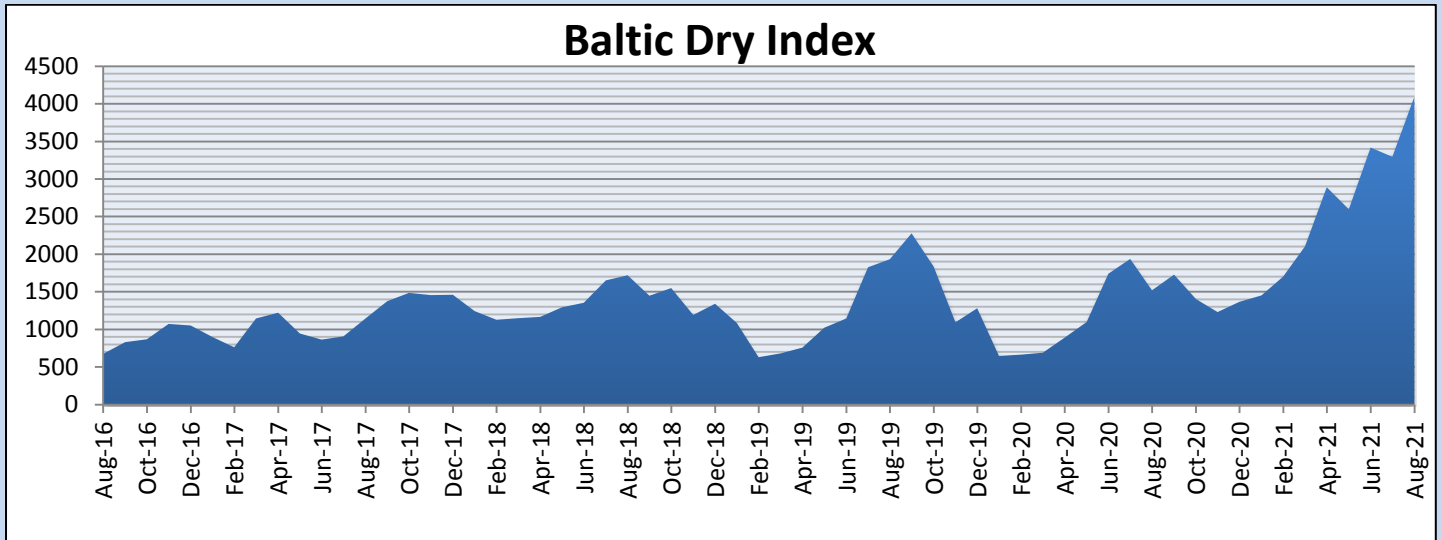
Email Chartering : chartering@atheniansa.gr

www.atheniansa.gr

Aug 2021

MONTHLY REPORT

Baltic Dry Index



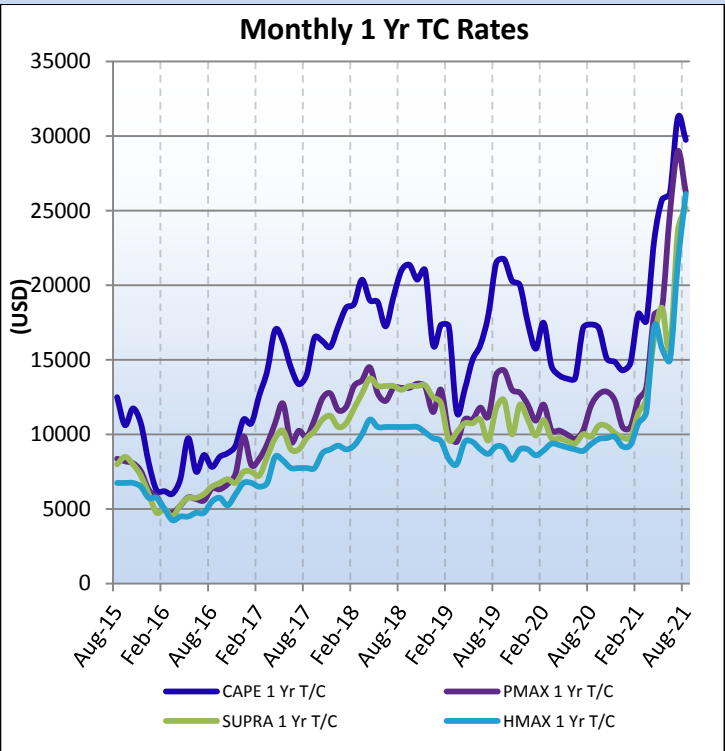
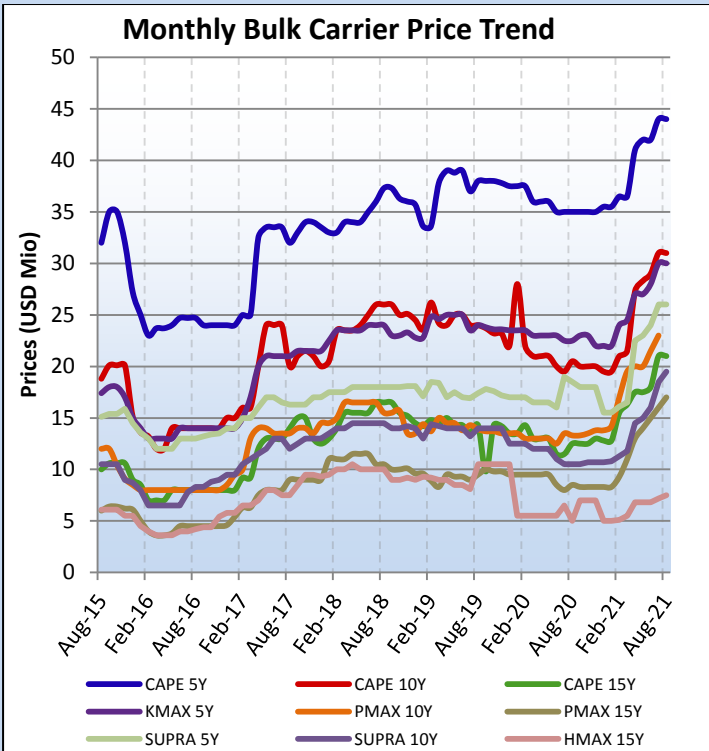
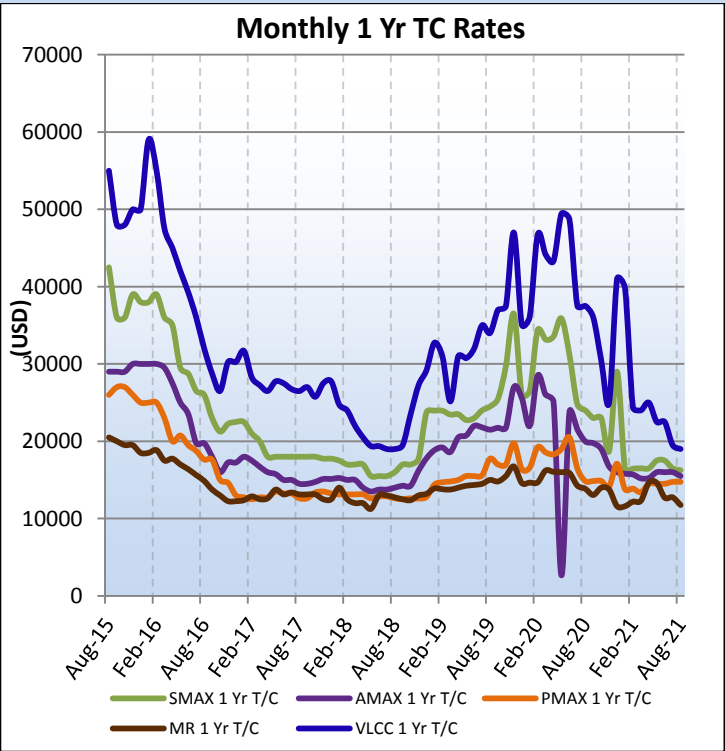
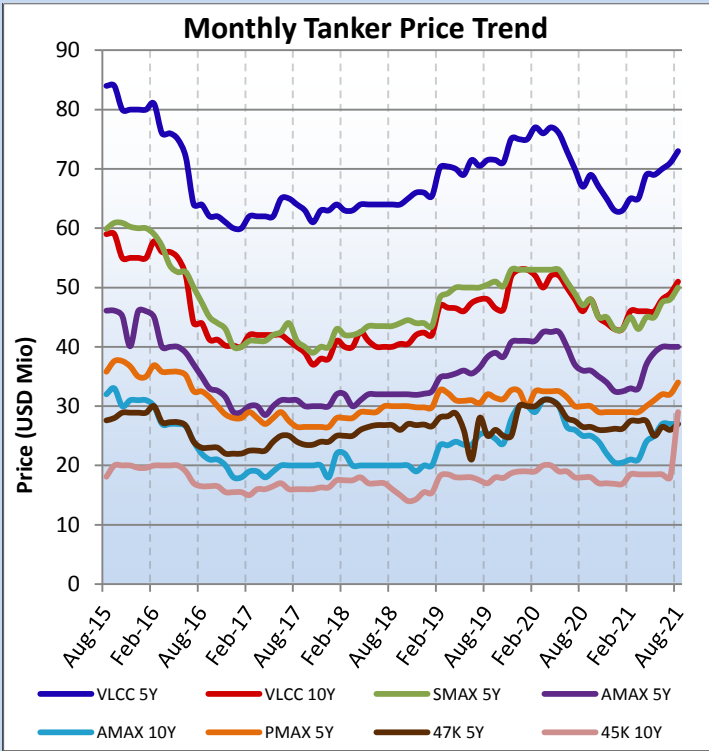
PRICES TANKERS (\$ MIO)

* Prices reflect Year's End	2015	2016	2017	2018	2019	2020	Aug 21
VLCC 5Y	80	60	64	63	75	63	69
VLCC 10Y	55	40	41	40	53	43	47.5
SUEZMAX 5Y	60	40	43	42	53	42	48.2
AFRAMAX 5Y	46	29	32	32	41	42.5	40
AFRAMAX 10Y	31	18	22	22	30	28.3	27
PANAMAX 5Y	35	28	28	28	30	29.5	32.5
51K 5Y	28.9	22	25	27.5	30	26.5	28.2
47K 10Y	19.6	15.5	17.5	16.5	19	17.5	19.5

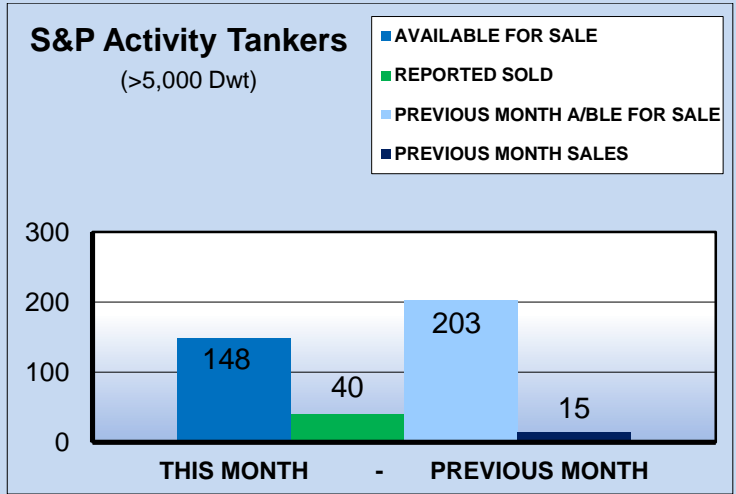
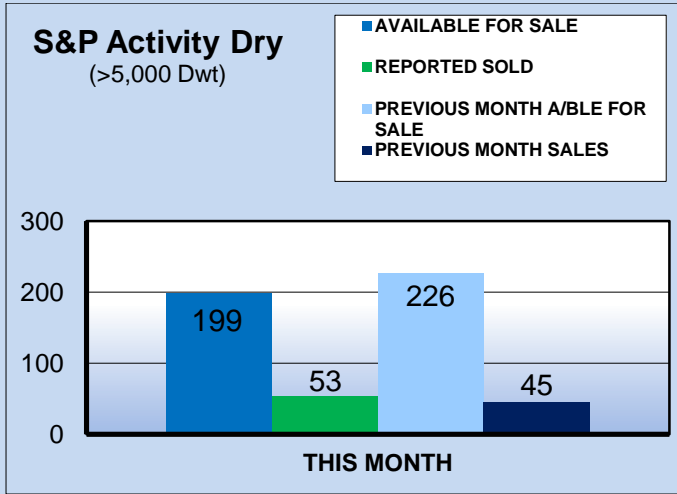
PRICES BULKERS (\$ MIO)

* Prices reflect Year's End	2015	2016	2017	2018	2019	2020	Aug 21
CAPE SIZE 5Y	25	24	33	33	37.5	35.3	46
CAPE SIZE 10Y	13.6	15	20.5	23.5	22	19	34
CAPE SIZE 15Y	8.5	8	13	14	13.5	12	21.5
KAMSARMAX 5Y	14	14	22.5	23.5	23.5	21.8	32
KAMSARMAX 10Y	8.5	8.5	14.5	14.5	13.5	13.5	24
PANAMAX 15Y	5	5.4	11	9	9.5	8.8	17
PANAMAX 20Y	3.6	3.6	6.5	6.5	6	5.7	11.5
ULTRAMAX 5Y	13.6	14	17.5	18	17	17.3	31
SUPRAMAX 10Y	8	9.5	13.5	14	12.5	10.5	20
HANDYMAX 5Y	10.3	12.2	14.3	15	16.7	14.5	25
HANDYMAX 10Y	8.5	7	10.5	11.8	9.2	8.7	17

SECOND HAND SALES & CHARTER FIXTURE TRENDS

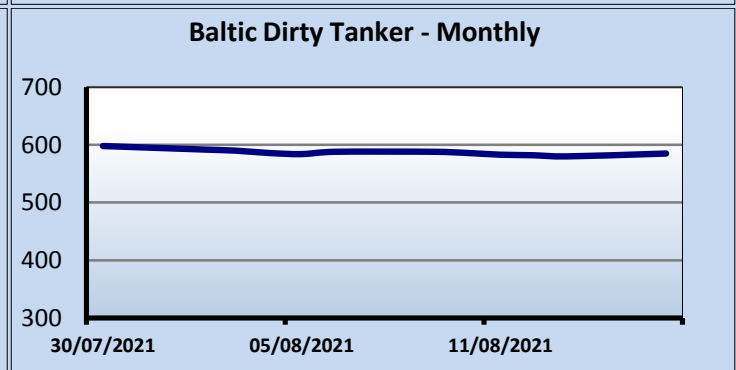
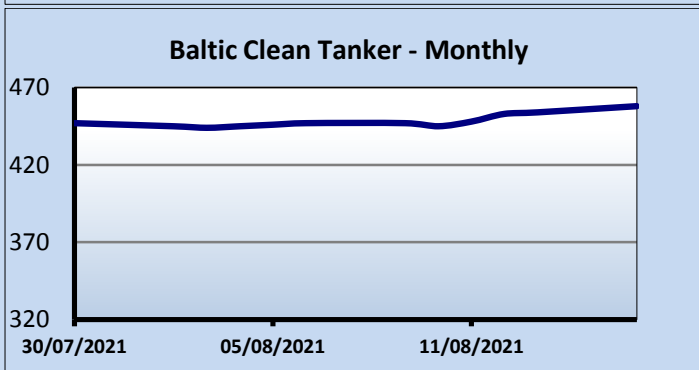
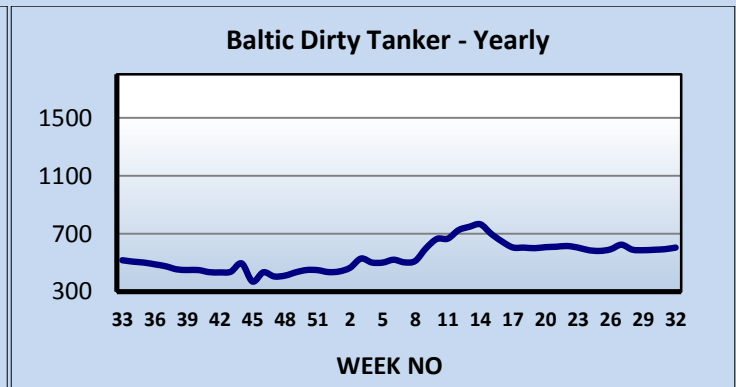
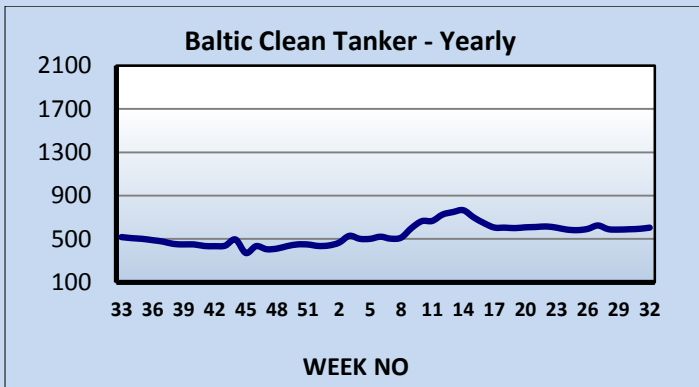


SECOND HAND TONNAGE MARKET



* Excluding demolition sales

Ship Type	Sale and Purchase Market							Total
	Mar-21	Apr-21	May-21	Jun-21	Jul-21	Aug-21		
BULK	86	52	48	45	43	51	325	
TANK	37	36	20	9	15	37	154	
GAS	5	2	1	0	2	4	14	
CONT	32	23	21	42	31	21	170	
TWEEN/MPP	0	0	1	0	0	0	1	
REEF	0	0	0	0	0	0	0	
RORO	0	0	0	0	0	0	0	
FERRY	0	0	0	0	0	0	0	
CRUISE	0	0	0	0	0	0	0	
Total	168	113	91	96	96	113	664	

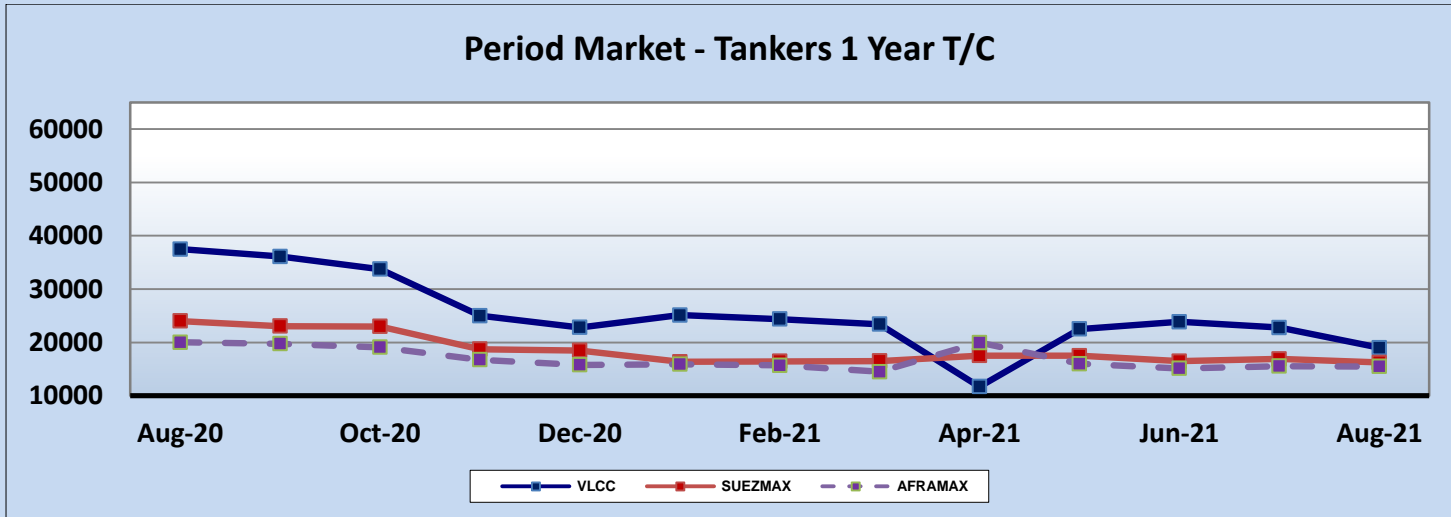
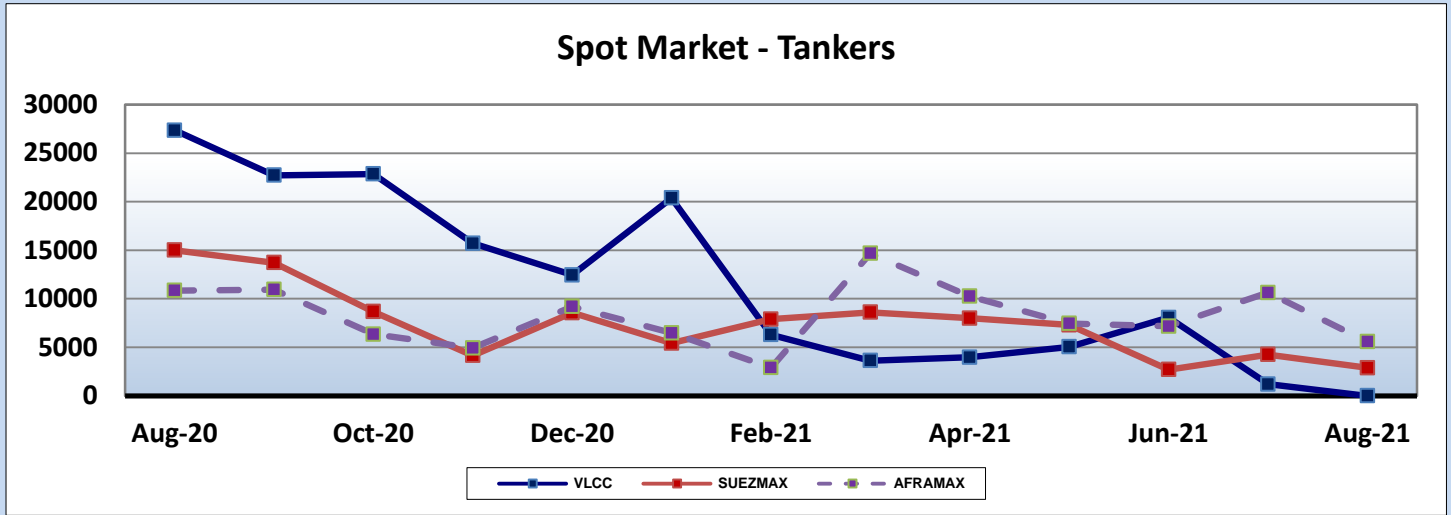


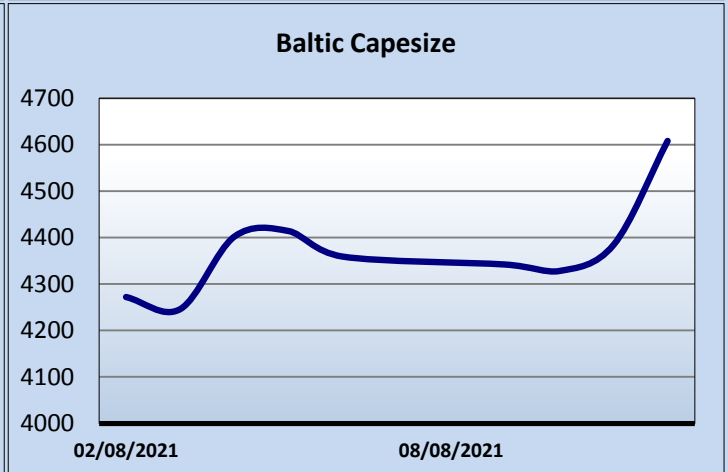
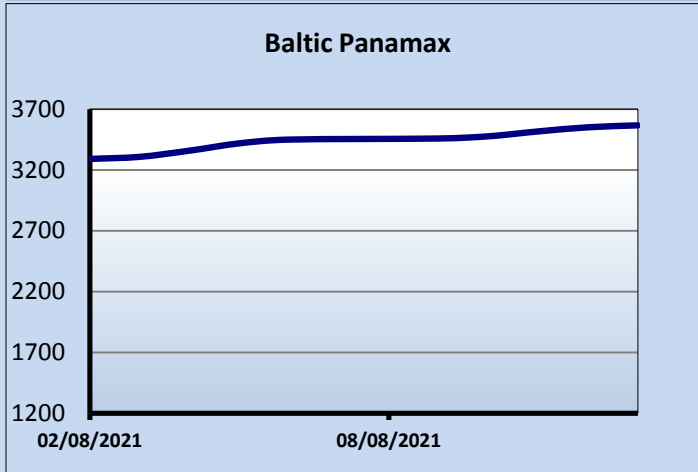
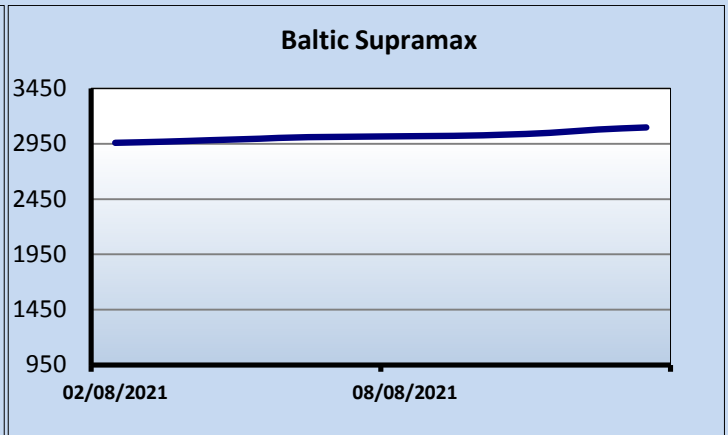
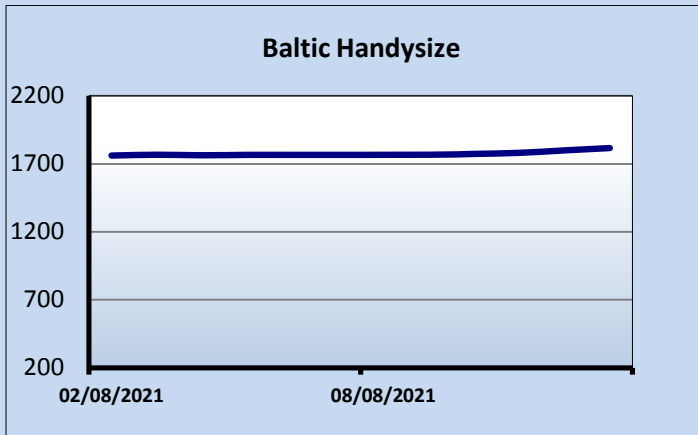
TANKER SALES

NAME	DWT	BLT		PRICE \$ (MIO)	BUYER
PELICAN FISHER	9596	2008	CHINA	5	FSL TRUST
TIGER SINGAPORE	13083	2009	KOREA	6	CHINESE
BOCHEM ANTWERP	19806	2011	JAPAN	15.6	VIETNAMESE
CELSIUS MANHATTAN	19807	2006	JAPAN	11.5	UNDISCLOSED
GEMA	18931	2001	RUSSIA	5	UNDISCLOSED
LIME GALAXY	19902	2008	JAPAN	12	CIDO SHIPPING
FSL NEW YORK	19970	2006	JAPAN	10	SOUTH KOREA
NIPAYIA	19997	2009	KOREA	15.75	GREEK
BEECH GALAXY	19998	2007	JAPAN	11	CIDO SHIPPING
NESTE	25117	2005	CHINA	-	MONJASA
LEON POSEIDON	37577	2011	KOREA	15.75	LEON SHIPPING TRADING
MAERSK ERIK	40083	2008	KOREA	-	UNDISCLOSED
GRAND ACE 2	46185	2006	KOREA	9.3	AERIO SHIP MANAGEMENT
MAERSK MEDITERRANEA	46616	2007	KOREA	20	ENBLOC BSS ▼
MAERSK MARMARA	51182	2006	KOREA	-	UNDISCLOSED TOTAL PRICE
ANGEL 62	47410	2001	JAPAN	12.8	GREEK
RIDGEBURY MERCURY	46930	2000	KOREA	61	ENBLOC BSS ▼
AKERAIOS	47782	2007	KOREA	-	RIDGEBURY TANKERS
ANEMOS 1	47823	2007	KOREA	-	PRICE TOTAL
ASSOS	47872	2006	KOREA	-	
ATLANTIC GEMINI	49999	2008	KOREA	-	
ATLANTIC BREEZE	49999	2007	KOREA	-	
TMN PRIDE	48676	2006	JAPAN	8.1	UNDISCLOSED
DEE4 ACACIA	53688	2006	JAPAN	11	ENBLOC BSS ▼
RIDGEBURY BIRCH	53712	2006	JAPAN	-	RIDGEBURY TANKERS
CHEMTRANS SATURN	72247	2006	CHINA	8.5	HAMBURG BASED CST
DESPOINA	72247	2006	KOREA	8.5	CHEMIKALIEN SEETRANSPORT
CABO MISAKI	74177	2017	KOREA	31.500	ENBLOC BSS ▼
CABO KAMUI	74214	2016	KOREA	-	ULTRATANK PRICE TOTAL
ASTRO SATURN	105166	2003	KOREA	12.5	UNDISCLOSED
BEKS INDIANA	105547	2007	JAPAN	-	TURKISH
JAG LATA	105716	2003	KOREA	12.5	UNDISCLOSED
ST HELEN	105661	2002	KOREA	12.8	CHINESE
SARPEN	105656	2002	KOREA	12.2	CHINESE
NIKKI	106106	2002	KOREA	-	WESTPORT TANKERS
STENA NATALITA	108073	2001	JAPAN	-	UNDISCLOSED
BLUE INTEGRITY	108926	2009	CHINA	17.7	GREEK
OSGOOD	108936	2008	CHINA	17	STAMFORD SHIPPING
GOVERNOR FARKHUTDINOV	109295	2004	CROATIA	14	GLOBAL ENGINEERING
SEAFALCON	112661	2002	KOREA	13.500	TRADING
KALUGA	115707	2003	KOREA	13.2	CHINESE
BEAR ALCOR	159173	2002	KOREA	15.5	TURKISH
SCF SAYAN	159184	2002	KOREA	15.5	TURKISH
PAEONY	281050	1999	JAPAN	25	TURKISH
STARLIGHT VENTURE	291768	2004	KOREA	30	UNDISCLOSED
TSURUGA	309960	2009	JAPAN	39	NIGERIAN
KATSURAGISAN	311620	2005	JAPAN	30	GREEK
CHANG BAI SAN	318445	2012	CHINA	41.5	GREEK
MAYA VN	318778	2003	KOREA	27	CHINESE

GAS SALES

<i>NAME</i>	<i>DWT</i>	<i>BLT</i>		<i>CBM</i>	<i>PRICE \$ (MIO)</i>	<i>BUYER</i>
BOW GUARDIAN	9999	2008	KOREA	8922	-	BW EPIC KOSAN
BOW GALLANT	9999	2008	KOREA	8922	-	BW EPIC KOSAN
YURICOSMOS	49999	2010	JAPAN	77330	-	BW LPG LIMITED
CAPTAIN MARKOS	58585	2006	KOREA	80701	42.5	UNDISCLOSED



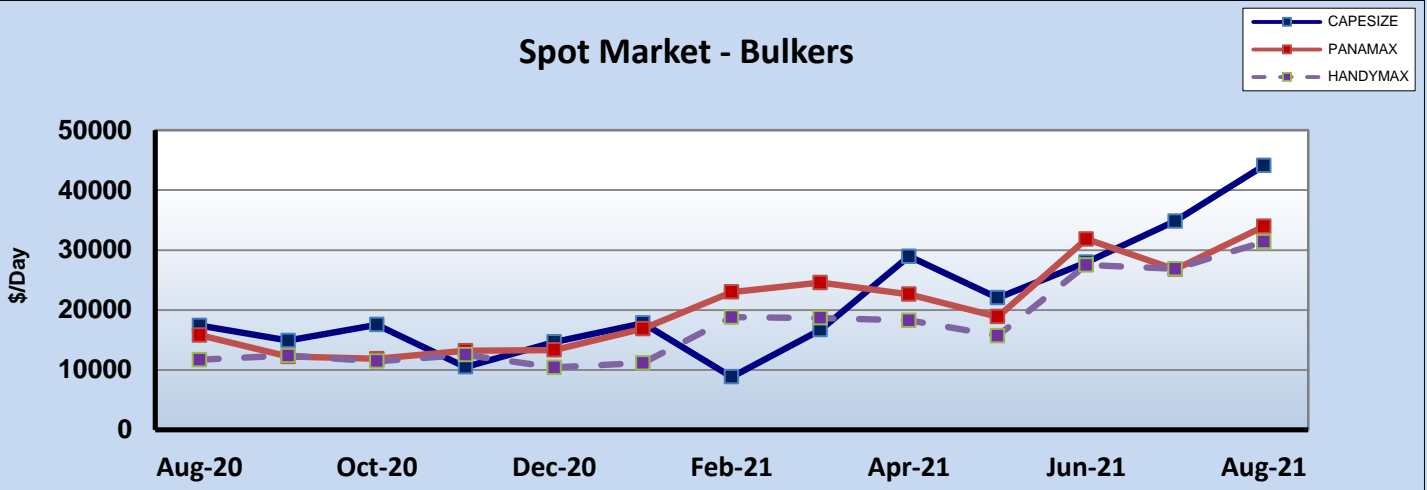


BULKER SALES

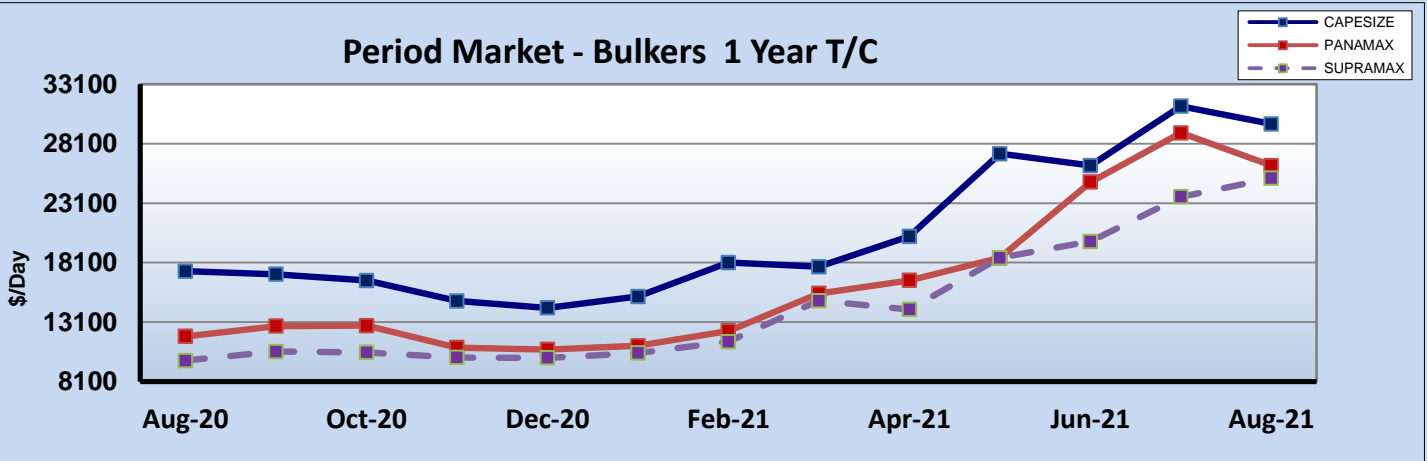
NAME	DWT	BLT		GEAR	PRICE \$ (MIO)	BUYER
BOZOK	9200	1997	NETHERLANDS	-	2.8	UNDISCLOSED
AREL 1	10560	1993	TURKEY	-	3	UNDISCLOSED
MAXIMUS-1	10632	2004	CHINA	-	4.5	UNDISCLOSED
BF TIMARU	11142	2006	KOREA	2X60	6.5	ENBLOC ▼
BF CALOOSA	11145	2007	KOREA	2X60	-	CHINESE PRICE TOTAL
CSC RUI HAI	12479	2012	CHINA	-	6.3	ENBLOC ▼
CSC XIN HAI	12497	2012	CHINA	-	-	STAROCEAN PRICE TOTAL
RICH LAND 58	16552	2006	CHINA	-	32.62	CHINESE
SEXTA	18367	2000	KOREA	3X30/1X24	3.9	GREEK
ALBATROSS	25028	2011	JAPAN	-	12	TURKISH
ROYALE STAR	27000	2001	CHINA	-	4.50	UNDISCLOSED
MONTROSE	27028	2001	CHINA	-	4.50	UNDISCLOSED
S NEPTUNE	29037	2012	CHINA	4X30	-	LIDMAR
NEW POWER	32070	2012	JAPAN	-	15.50	LOADLINE
ATLANTIC PROGRESS	32400	2011	CHINA	-	-	GREEK
ORIENT GLORY	32419	2013	KOREA	-	15.5	LOADLINE
ANTIGONE	32663	2011	CHINA	-	11.20	CHINESE
SAKURA KOBE	33735	2011	JAPAN	4X30	16.2	UNDISCLOSED
FOUR DIAMOND	34059	2011	VIETNAM	4x30	12.8	GREEK
YUNNAN	34398	2015	JAPAN	-	16	UNDISCLOSED
FOUR EMERALD	33992	2013	VIETNAM	4X30	15.2	TURKISH
SHENG JIA HE 2	34365	2013	CHINA	-	-	CHINESE
HOUSTON PEARL	35914	2011	KOREA	4X35	18	UNDISCLOSED
PRASLIN	36309	2011	VIETNAM	-	17	TAYLOR MARITIME
PACIFIC BULKER	36309	2015	JAPAN	-	21.5	HONG KONG
MARATHA PROMISE	37187	2012	JAPAN	4X30	16.5	UNDISCLOSED
OCEAN MERCURY	37196	2012	KOREA	-	14.5	GREEK
GLORIOUS SAIKI	37200	2012	JAPAN	-	17.9	TAYLOR MARITIME

PORT PHILLIP BAY	37614	2015	JAPAN	4X30	-	TAYLOR MARITIME
ULTRA CALBUCO	37981	2017	JAPAN	4X30.7	23.1	ULTRABULK
NEREUS ISLAND	37920	2017	JAPAN	4X30.5	21	PACIFIC BASIN SHIPPING
AP REVELIN	38795	2016	CHINA	4X30	19.9	CSSC SHIPPING
SIDER FAIOCH	38800	2015	CHINA	4X30	21	EUROPEAN
WAN AN	42717	1998	JAPAN		7	CHINESE
ASHIYA STAR	52223	2006	JAPAN	4X30	13.8	UNDISCLOSED
SPAR DRACO	53565	2006	CHINA	4X36	13.8	UNDISCLOSED
GENCO PROVENCE	55317	2004	CHINA	4X30	13.25	GREEK
ADITYA	55496	2008	JAPAN	4X30	16.5	NORWEGIAN
DORY	55705	2010	JAPAN	4X35	17.5	GREEK
ATLANTIC ENSENADA	55814	2006	JAPAN	-	15.8	BANGLADESH
PRABHU GOPAL	56025	2003	JAPAN	-	13.30	UNDISCLOSED
BULK PHOENIX	56088	2013	JAPAN	4X30	19.20	MEGHNA GROUP
MELATI LAUK	56643	2011	CHINA	4X30	15.3	CHINESE
ATLANTIC MERIDA	56670	2012	CHINA	-	15.25	COSTAMARE
BEKS NORTH	57552	2011	KOREA	4X30	-	BEKS SHIPPING
BEKS SKY	57631	2011	KOREA	4X30	-	BEKS SHIPPING
DENSA PANTHER	57631	2011	KOREA	4X30	-	BEKS SHIPPING
DENSA LEOPOLD	57552	2011	KOREA	4X30	-	BEKS SHIPPING
BELCARGO	58729	2008	PHILIPPINES	4X30	16.5	UNDISCLOSED
PHOENIX RISING	60417	2015	JAPAN	4X30	55	ENBLOC BSS ▼
CALICO JACK	61305	2015	JAPAN	4X30.7	-	GREEK PRICE TOTAL
IVS PHOENIX	60477	2019	JAPAN	4X30	23.5	GRINDROT SHIPPING
SANTA BARBARA	61381	2013	JAPAN	4X30.7	24	VIETNAMESE
LOWLANDS BEACON	61400	2011	JAPAN	4X37	21	UNDISCLOSED
NORD PEAK	61649	2011	JAPAN	4X30	22.500	HONG KONG
ASIA RUBY IV	62450	2014	CHINA	-	24.5	COMMON PROGRESS
ASIA RUBY II	62996	2014	CHINA	-	24.5	COMMON PROGRESS
OCEAN PHOENIX TREE	62623	2017	JAPAN	4X30	30.500	UNDISCLOSED
MOUNT ATHOS	63155	2014	CHINA	4X30	22	VIRONO SHIPPING
KOMI	63628	2015	CHINA	4X30	25	GREEK
PETITE CHAMP	63800	2013	CHINA	4X30	20	VIRONO SHIPPING
NS ENERGY	74518	2012	KOREA	-	20	RUSSIAN
NS YAKULIA	74559	2013	KOREA	-	20	RUSSIAN
CANEA	75356	2007	JAPAN	-	17.3	UNDISCLOSED
ADS GALTESUND	75395	2007	JAPAN	-	15.9	CHINESE
LEMESSOS QUEEN	76565	2008	JAPAN	-	18.8	MIDDLE EASTERN
ISHIZUCHI	77247	2006	JAPAN	-	16.5	CHINESE
PRISCILLA VENTURE	77283	2007	JAPAN	-	18.4	CHINESE
OCEAN OPAL	81177	2012	CHIA	4X35	19	UNDISCLOSED
TRANS AFRICA	81200	2017	CHINA	-	31	UNDISCLOSED
GLORIOUS WIND	83410	2010	JAPAN	-	20	MEADWAY SHPG
DYNA CAMELLIA	91569	2007	JAPAN	-	17	CHINESE
OCEAN EMERALD	92950	2012	CHINA	-	17.25	CHINESE
LOWLANDS GREEN	95695	2011	JAPAN	-	21	UNDISCLOSED
HARVEST SKY	95717	2013	JAPAN	GEARLESS	23	GREEK
AQUA SPLENDOR	175589	2012	CHINA	-	20	UNDISCLOSED
STELLA LAURA	10100	2015	CHINA	-	75	ENBLOC BSS ▼
STELLA LUCY	10100	2015	CHINA	-	-	GREEK PRICE TOTAL
FRONTIER PHOENIX	181356	2011	JAPAN	-	33.75	GREEK
BULK DENMARK	181360	2010	JAPAN	-	31	GREEK
PATRIOTSHIP	181709	2010	JAPAN	-	31	ENBLOC ▼
HELLASSHIP	181325	2012	JAPAN	-		UNDISCLOSED
CAPE UNITED	203137	2007	JAPAN	-	22	GREEK

Spot Market - Bulkers



Period Market - Bulkers 1 Year T/C



CONTAINER SALES

NAME	DWT	BLT		GEAR	TEU	PRICE \$ (MIO)	BUYER
HEUNG-A JAKARTA	10299	1997	KOREA	-	653	5.5	ENBLOC BSS ▼
HEUNG-A MANILA	10323	1997	KOREA	-	653	5.5	STRAITS ORIENT LINES
XIANG SHUN	13109	1997	NETHERLANDS	-	1050	5.8	UNDISCLOSED
VEGA SIGMA	13668	2007	CHINA	2X45	1118	15	MSC
JI SKY	13769	2006	CHINA	GEARLESS	1713	15	UNDISCLOSED
JETT	17004	2007	CHINA	2X45	1304	19.25	UNDISCLOSED
OSLO WAVE	17451	2000	CHINA	-	1000	-	-
ANASSA	23376	2006	CHINA	-	1732	20	CMA
OKEE ANN MARI	23538	2002	CHINA	2X40	1740	20	MSC
A MAKOTO	23722	2002	CHINA	2X40	1740	-	UNDISCLOSED
GERRIT BRAREN	23780	2006	GERMANY	3X45	1706	25	SEA CONSORTIUM
IBN RUSHD	28196	2008	KOREA	3X45	1819	32.5	UNDISCLOSED
COSMOS	34457	2006	KOREA	4X45	2602	33	MSC
BUSAN TRADER	34567	2009	KOREA	4X45	2664	35	UNDISCLOSED
CAPE MAHON	34123	2013	CHINA	3X45	2742	38	TS LINES
CAPE MAYOR	37909	2007	GERMANY	-	2742	-	UNDISCLOSED
CORDELLA	39422	2003	KOREA	-	2824	39	MSC

XIN FENG YANG ZI JIANG	51059	2002	KOREA	2X45	3739	30	MSCK
MAINE TRADER	67679	2004	KOREA	-	4992	54	UNDISCLOSED
ITAL LIBERA	67986	2007	KOREA	-	5090	-	ENBLOC ▼
ITAL LUNARE	68008	2007	KOREA	-	5090	-	CMA CGM
ITAL LAGUNA	68038	2006	KOREA	-	5090	-	
ITAL LIRICA	68138	2007	KOREA	-	5090	-	

Ro-Pax / Fast Ferries SALES

NAME	GT	BLT	Pax	PRICE \$ (MIO)	BUYER
-	-	-	-	-	-

CRUISE SALES

NAME	GT	BLT	Pax	PRICE \$ (MIO)	BUYER
-	-	-	-	-	-

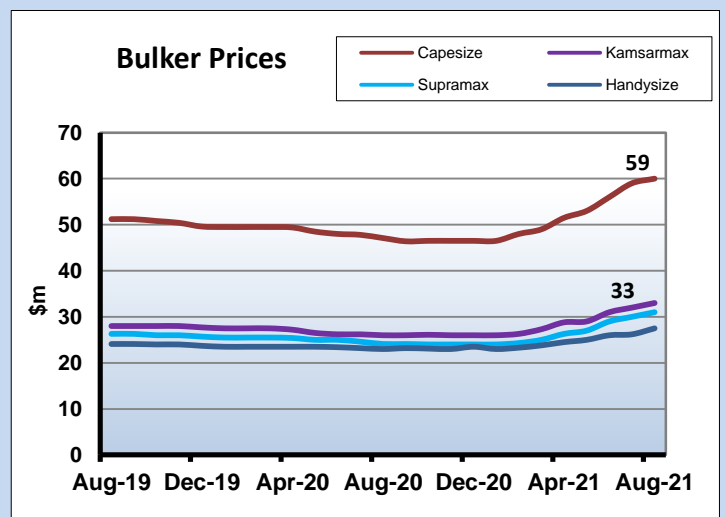
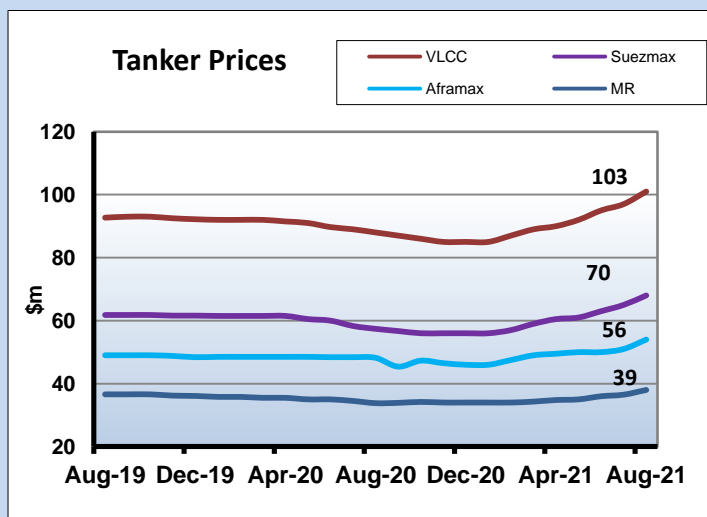
Ro-Ro SALES

NAME	GT	BLT	Pax	PRICE \$ (MIO)	BUYER
-	-	-	-	-	-

OFFSHORE SALES

NAME	GT	BLT	BOLL. PULL	PRICE \$ (MIO)	BUYER
HERMIT FIGHTER	4242	2012 NORWAY	-	-	ENBLOC BSS ▼
HERMIT PROSPER	4242	2012 ROMANIA	-	-	UNDISCLOSED

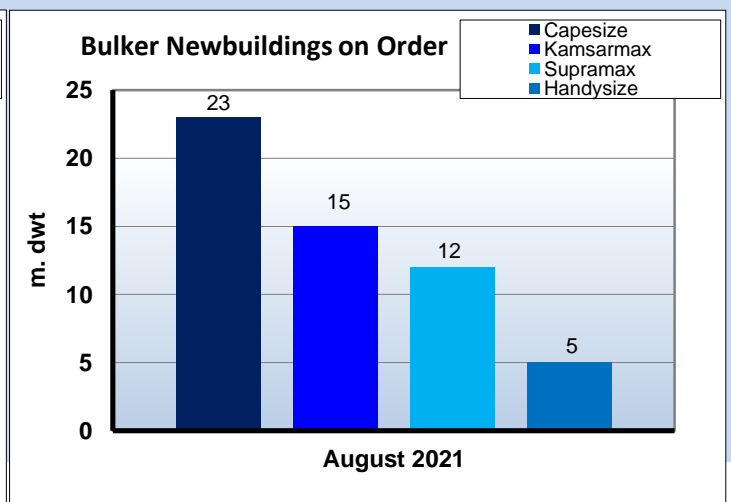
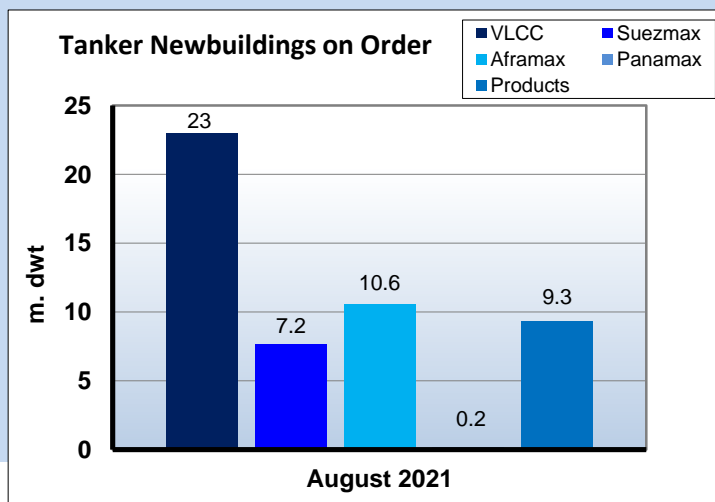
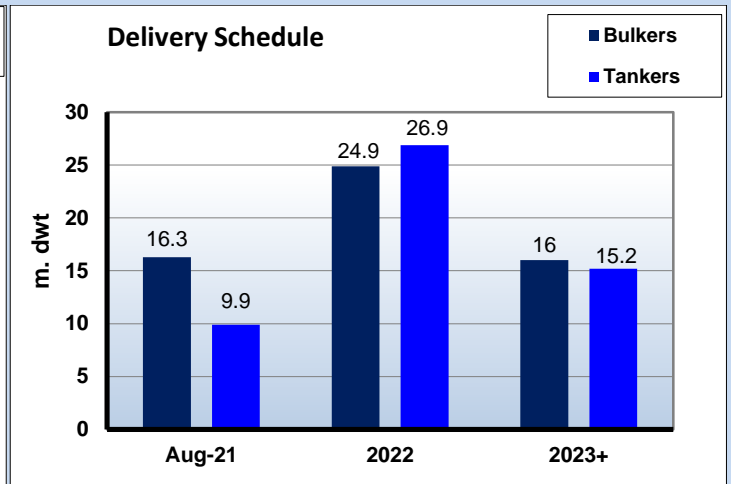
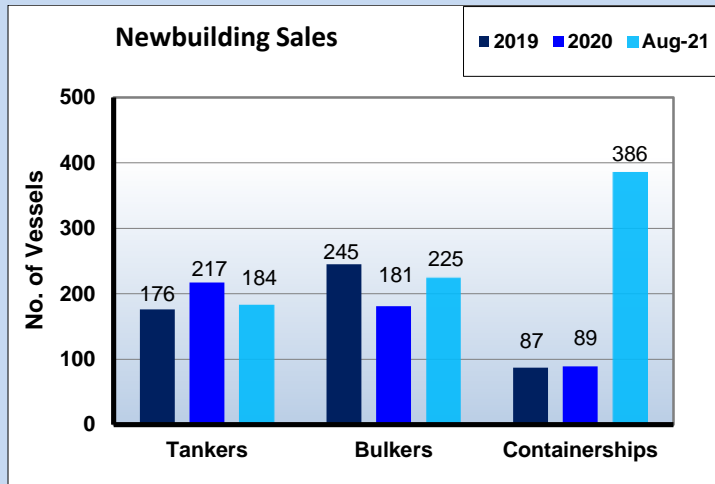
NEW BUILDING MARKET AND REPORTED CONTRACTS



Dry Bulk Orderbook				
Ship Type	2021	2022	2023+	Total
Capesize	83	36	20	139
Kamsarmax	128	44	8	180
Supra/Hmax	125	73	0	198
Handies	97	25	10	132
Total	433	178	38	649

Tanker Orderbook				
Ship Type	2021	2022	2023+	Total
ULCC/VLCC	35	36	13	84
Suezmax	28	31	9	64
Aframax	61	34	20	115
Panamax	8	2	0	10
MR + Small	150	65	8	223
Total	282	168	50	498

LPG Orderbook				
Ship Type	2021	2022	2023+	Total
VLGC	26	16	14	56
LGC	0	0	0	0
MR	7	15	33	55
Handy	8	6	4	18
Small	15	0	0	15
Total	56	37	51	135



DWT in Thousands	Newbuilding Historical Prices (\$m)													
Tankers	Aug-21	2020	2019	2018	2017	2016	2015	2014	2010	2005	2000	1995	1990	1985
320 DWT¹	103	85.5	95.6	92.4	81.5	84.5	93.7	97.3	104.8	120	76.5	85.3	87.4	38.2
170 DWT¹	70	57	71.7	60.6	55	54.5	63	65.5	66.3	71.5	52.5	54	66.1	28.2
115 DWT¹	56	46.5	55.1	48.1	44	44.5	52	53.6	56	58	41.5	43.3	53.2	18.1
50 DWT¹	39	34	38.8	36.7	33.8	32.5	35.4	36.8	36.1	43	29.5	33.2	32.1	13.3
Bulkers														
185 DWT¹	59	46.5	51.8	50.4	44	42	46	54.2	57.2	58.5	40.5	42.3	60.2	29.3
83 DWT¹	33	26	30.6	28.1	25.5	24.5	25.7	29	34.3	36	22.5	27.9	30	13.4
64 DWT¹	31	24	27.4	26.2	24	22.3	24.1	27.2	31.1	31	20.5	24.1	25.3	12.4
35 DWT¹	28	23	22.6	23.9	22	19.5	20.3	22.8	26.3	25.5	15	19.2	21.3	9.7
¹ Before 2001 sizes to read 280,000 - 140,000 - 95,000 - 40,000 respectively for tankers and 150,000 - 69,000 for Bulkers ² Single Hull ³ 30,000 DWT †Prior 2017 to read 73 - 76k dwt, 45k dwt & 30k dwt (note: above is for vessels built Japan / Korea, you should also consider US\$ / Yen / Won relation for the years mentioned)														

Newbuilding Orders

TYPE	DWT	BUILDER	DELIVERY	PRICE \$	OWNER	NOTES
Tanker	115000	Sumitomo(Yokosuka)	Jan-24		Samos Steamship	
Tanker	115000	Sumitomo(Yokosuka)	Feb-24		Samos Steamship	
LNG	96000	Samsung HI	Apr-24	194.5	Unknown	
Container	160000	GSI Nansha	2024	-	CMB Leasing	
Container	160000	GSI Nansha	2024	-	CMB Leasing	
Bulk	210000	Beihai Shipyard	2023	-	Bocimar NV	
Bulk	210000	Beihai Shipyard	2023	-	Bocimar NV	
Bulk	210000	Beihai Shipyard	2023	-	Bocimar NV	Option
Bulk	210000	Beihai Shipyard	2023	-	Bocimar NV	Option
Container	80000	Jiangsu New YZJ	Oct-23	-	Seaspan Corporation	
Container	80000	Jiangsu New YZJ	Dec-23	-	Seaspan Corporation	
Container	80000	Jiangsu New YZJ	2024	-	Seaspan Corporation	
Container	80000	Jiangsu New YZJ	2024	-	Seaspan Corporation	
Container	80000	Jiangsu New YZJ	2024	-	Seaspan Corporation	
Container	80000	Jiangsu New YZJ	2024	-	Seaspan Corporation	
Container	80000	Jiangsu New YZJ	2024	-	Seaspan Corporation	
Container	80000	Jiangsu New YZJ	2024	-	Seaspan Corporation	
Container	80000	Jiangsu New YZJ	2024	-	Seaspan Corporation	
Container	80000	Jiangsu New YZJ	2024	-	Seaspan Corporation	
Container	80000	Jiangsu New YZJ	2024	-	Seaspan Corporation	
Container	80000	Jiangsu New YZJ	2024	-	Seaspan Corporation	
Container	80000	Jiangsu New YZJ	2024	-	Seaspan Corporation	
Container	80000	Jiangsu New YZJ	2024	-	Seaspan Corporation	Option
Container	80000	Jiangsu New YZJ	2024	-	Seaspan Corporation	Option
Container	80000	Jiangsu New YZJ	2024	-	Seaspan Corporation	Option

Container	80000	Jiangsu New YZJ	2024		Corporation	Option
LPG	56000	Namura Shipbuilding	2023	-	Seaspan	
LPG	56000	Namura Shipbuilding	2024	-	Corporation	
Container	13300	Mawei SB (Mawei)	2023	-	Phoenix Tankers	Option
Container	13300	Mawei SB (Mawei)	2023	-	Phoenix Tankers	
Container	13300	Mawei SB (Mawei)	2023	-	TS Lines	
Container	13300	Mawei SB (Mawei)	2023	-	TS Lines	
Container	13300	Mawei SB (Mawei)	2023	-	TS Lines	
Container	13300	Mawei SB (Mawei)	2023	-	TS Lines	
Container	13300	Mawei SB (Mawei)	2023	-	TS Lines	
Products	115000	Shanghai Waigaoqiao	2024	-	TS Lines	
PCC	20000	Shin Kurushima	2024	-	Enesel SA	
PCC	20000	Shin Kurushima	2025	-	Mitsui OSK Lines	
PCC	20000	Nihon Shipyard	2024	-	Mitsui OSK Lines	
PCC	20000	Nihon Shipyard	2025	-	Mitsui OSK Lines	
Hvy L/Crane	50000	Shanghai Zhenhua	Jan-23	-	Mitsui OSK Lines	
Cruise		Meyer Werft	2025	-	Mitsui OSK Lines	
LNG	96000	Daewoo (DSME)	May-24	198.5	Jiangsu Longsheng	
					Ocean Residences	
Tanker	115000	Sumitomo (Yokosuka)	May-23	-	Hyundai LNG	
Tanker	115000	Sumitomo (Yokosuka)	Aug-23	-	Shipping	
LNG	96000	Samsung HI	Apr-24	194.5	Samos Steamship	
Container	160000	GSI Nansha	2024	-	Samos Steamship	
Container	160000	GSI Nansha	2024	-	Unknown	
Bulk	210000	Beihai Shipyard	2023	-	CMB Leasing	
Bulk	210000	Beihai Shipyard	2023	-	CMB Leasing	
Pass/Cat		Austai Vietnam	Jun-23	EURm	Bocimar NV	
				20.50	Bocimar NV	
LNG	98000	Samsung HI	2024	191.5	Degages Group	
Accom.Unit		VARD Brattvaag	May-23	EURm 50	Unknown	
Accom.Unit		VARD Vung Tau	2024	EURm 50	REM Offshore	
Accom.Unit		VARD Brattvaag	2025	EURm 50	REM Offshore	
Accom.Unit		VARD Vung Tau	2025	EURm 50	REM Offshore	
LPG	56000	Namura Shipbuilding	2023		Phoenix Tankers	
LPG	56000	Namura Shipbuilding	2024		Phoenix Tankers	
Container	13300	Mawei SB (Mawei)	2023		TS Lines	
Container	13300	Mawei SB (Mawei)	2023		TS Lines	
Container	13300	Mawei SB (Mawei)	2023		TS Lines	
Container	13300	Fujian Southeast SB	Jan-24		StarOcean Marine	
Container	13300	Fujian Southeast SB	Mar-24		StarOcean Marine	Container
Container	160000	Hyundai HI (Ulsan)	Feb-24	175	Maersk	Container
Container	160000	Hyundai HI (Ulsan)	Mar-24	175	Maersk	Container
Container	160000	Hyundai HI (Ulsan)	May-24	175	Maersk	Container
Container	160000	Hyundai HI (Ulsan)	Jun-24	175	Maersk	Container
Container	160000	Hyundai HI (Ulsan)	Jul-24	175	Maersk	Container
Container	160000	Hyundai HI (Ulsan)	Sep-24	175	Maersk	Container
Container	160000	Hyundai HI (Ulsan)	Oct-24	175	Maersk	Container
Container	160000	Hyundai HI (Ulsan)	Nov-24	175	Maersk	Container
Container	160000	Hyundai HI (Ulsan)	2025	175	Maersk	Container
Container	160000	Hyundai HI (Ulsan)	2025	175	Maersk	Container
Container	160000	Hyundai HI (Ulsan)	2025	175	Maersk	Container
Container	160000	Hyundai HI (Ulsan)	2025	175	Maersk	Container
LPG	56000	Kawasaki HI Sakaide	Nov-23		Maersk	Container
LPG	55000	Hyundai Samho HI	Mar-24	83.5	K-Line	LPG
LPG	55000	Hyundai Samho HI	Jun-24	83.5	Unknown	LPG
Container	22000	Hyundai Mipo	Jul-23	31.3	Unknown	Container
Container	22000	Hyundai Mipo	Aug-23	31.3	Unknown	Container

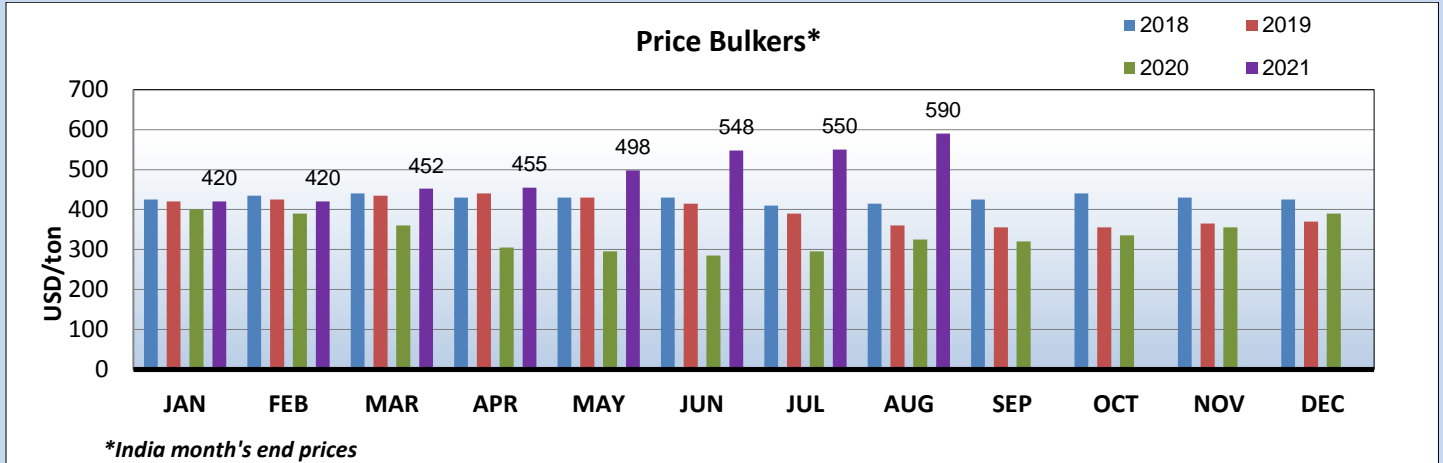
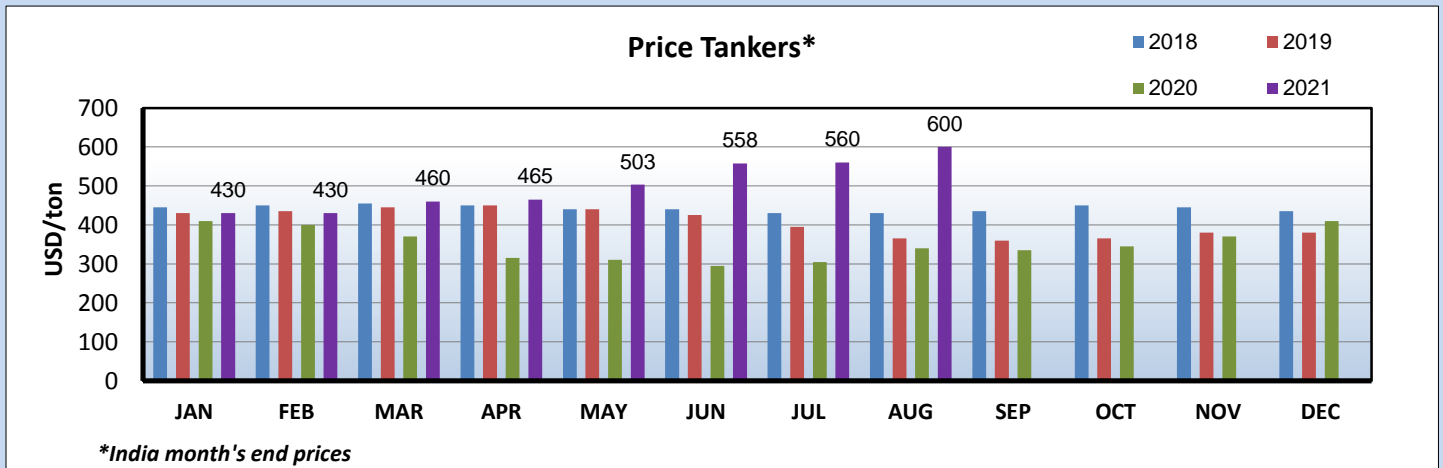
Container	22000	Hyundai Mipo	Sep-23	31.3	Unknown	Container
Bulk	63000	Unknown China	2023		Jadroplov	Bulk
Bulk	63000	Unknown China	2023		Jadroplov	Bulk
Bulk	63000	Unknown China	2023		Jadroplov	Bulk

DEMOLITION MARKET

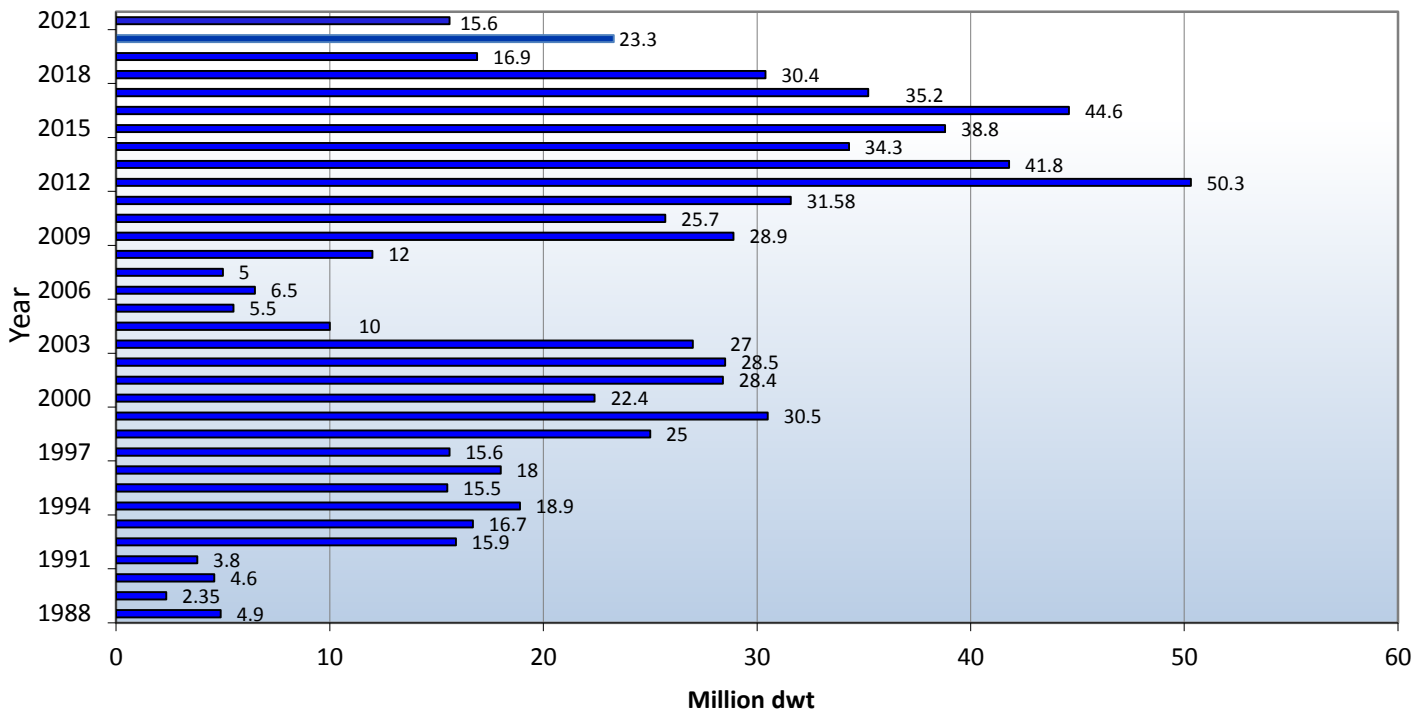
* MONTH'S END PRICES

Demolition Prices		
	Gen Cargo	Tanker
India	USD 590/lt Ldt	USD 600/lt Ldt
Bangladesh	USD 600/lt Ldt	USD 615/lt Ldt
Pakistan	USD 585/lt Ldt	USD 600/lt Ldt
Turkey	USD 270/lt Ldt	USD 295/lt Ldt

Demolition Historical Data

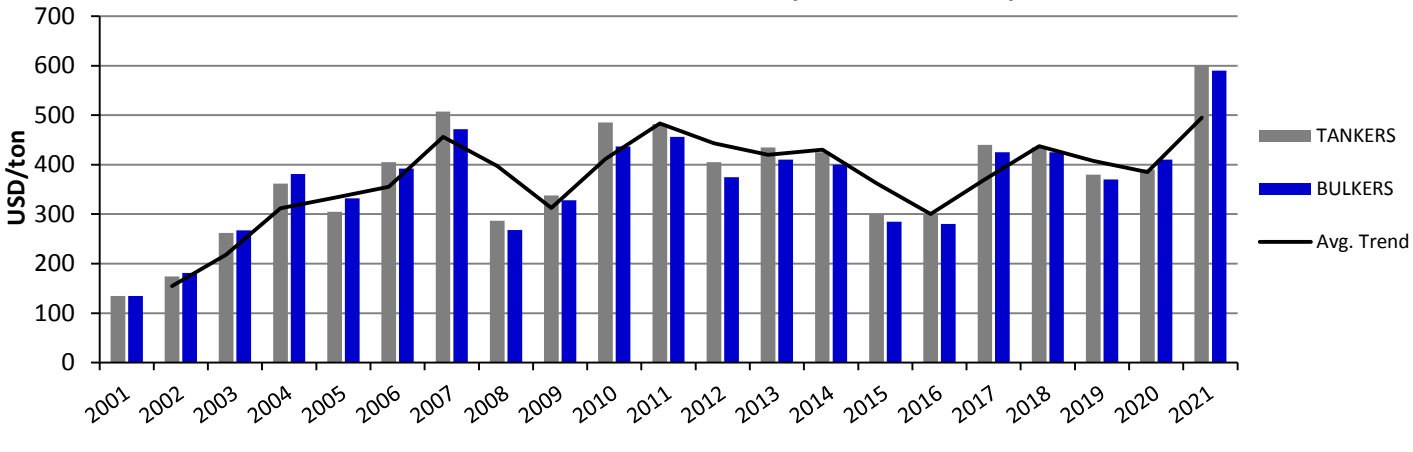


Total Demolition (Dwt)



* Bss reported sales

Historical Demolition Prices (India Year's End)



HISTORICAL DEMOLITION PRICES (*Indian Year's End)																			
	2003	2004	2005	2006	2007	2008	2009	2010	2011	2012	2013	2014	2015	2016	2017	2018	2019	2020	CURR
WET	262	362	302	405	507	287	338	485	482	405	435	425	300	300	440	435	380	410	600
DRY	267	381	332	392	472	268	328	437	456	375	410	400	285	280	425	425	370	390	590

India

<i>TYPE</i>	<i>NAME</i>	<i>DWT</i>	<i>BLT</i>	<i>LDT</i>	<i>PRICE \$/LDT</i>	<i>COMMENTS</i>
TUG	TAG-7	1350	2010	-	-	-
OFFSH	SEAMEC I	1751	1983	-	-	-
TUG	ALBATROSS 07	1819	1985	-	-	-
TANK	SISTRAUM	2550	1981	1430	605	-
TANK	ABIDJAN STAR	2533	1980	1117	605	-
GAS	SAEHAN CAPELLA	3175	1997	2099	-	SUB CONT
TWEEN	NICOBAR	4963	1991	7923	-	-
TANK	PARSA	8224	1991	-	1060	-
TANK	SEAFORTUNE	8406	1995	-	-	-
TANK	UNITED OCEAN 88	11640	1996	3226	-	-
TANK	STOLT SELJIE	36778	1993	11265	-	-
BULK	SAGA TIDE	47029	1991	10670	598	-
TANK	ATLANTIC 1	146268	1996	-	-	SUB CONT

Bangladesh

<i>TYPE</i>	<i>NAME</i>	<i>DWT</i>	<i>BLT</i>	<i>LDT</i>	<i>PRICE \$/LDT</i>	<i>COMMENTS</i>
TANK	APS 7	1821	1981	-	-	-
TANK	B.P.P.26	2090	1993	-	-	-
TANK	B.P.P.12	2200	1994	-	-	-
REEF	SILVER SEA 1	2468	1979	-	-	-
TANK	PALLADIY	4999	1984	-	-	-
TANK	KAPITAN PONIKAROVSKIY	5450	1979	3460	-	-
GAS	GAS ICON	5588	1994	2926	610	-
TANK	ROYAL COOP	5993	1986	2263	-	-
BULK	AFRICAN CENDANA	46834	2004	10313	-	-
OFFSH	TRINITY SUPPORTER	22553	1982	8176	-	-
TANK	BULL SUMBAWA	31632	2001	7718	575	-
TANK	BROTOJOYO	60875	1980	12100	615	-
TANK	EVRETI	112139	2002	-	-	-

Pakistan

<i>TYPE</i>	<i>NAME</i>	<i>DWT</i>	<i>BLT</i>	<i>LDT</i>	<i>PRICE \$/LDT</i>	<i>COMMENTS</i>
TANK	LILA DUBAI	97135	2010	17950	-	-

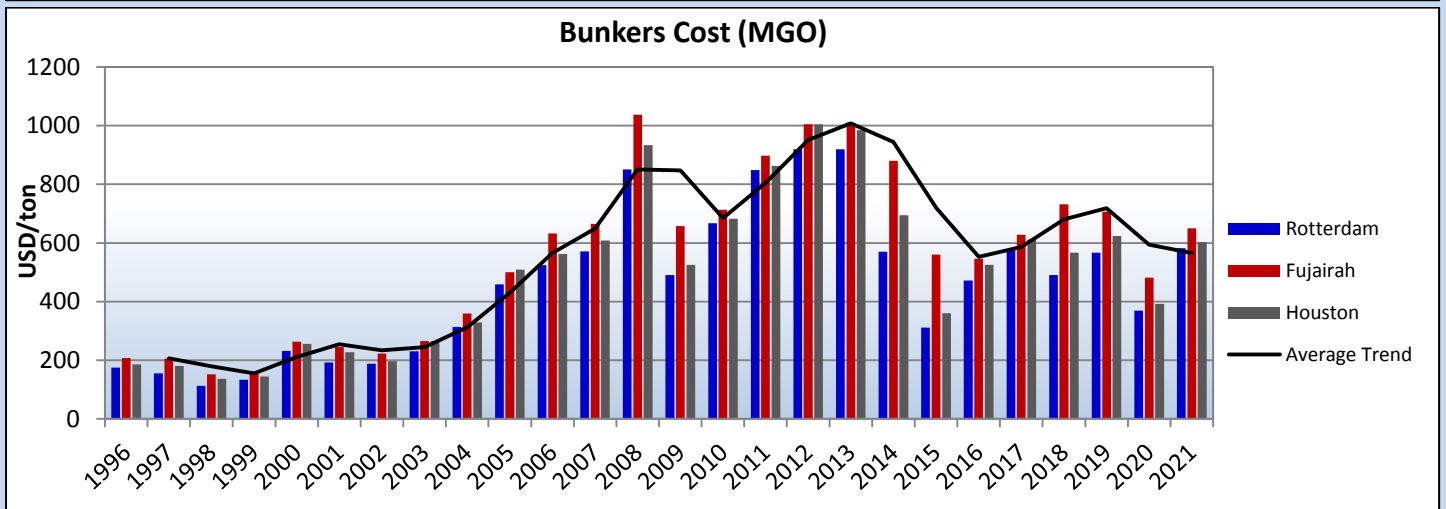
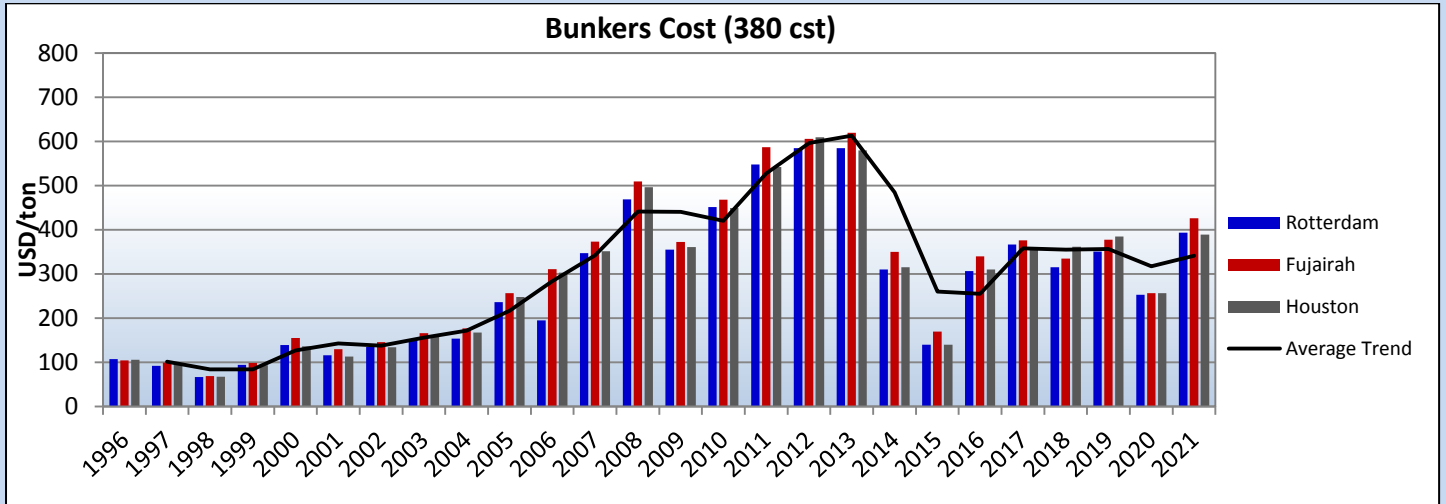
Turkey

<i>TYPE</i>	<i>NAME</i>	<i>DWT</i>	<i>BLT</i>	<i>LDT</i>	<i>PRICE \$/LDT</i>	<i>COMMENTS</i>
TUG	GSP LICORN	1142	1995	-	-	-

Other

<i>TYPE</i>	<i>NAME</i>	<i>DWT</i>	<i>BLT</i>	<i>LDT</i>	<i>PRICE \$/LDT</i>	<i>COMMENTS</i>
BULK	ALGOMA SPIRIT	34685	1986	-	-	UNKNOWN BUYERS
TANK	SEAWAYS HELLAS	69636	2003	13213	540	AS IS SINGAPORE
TANK	SEA CORAL	298321	1996	330787	578	AS IS MALAYSIA
TANK	JUBILEE STAR	309892	1996	336434	580	AS IS MALAYSIA

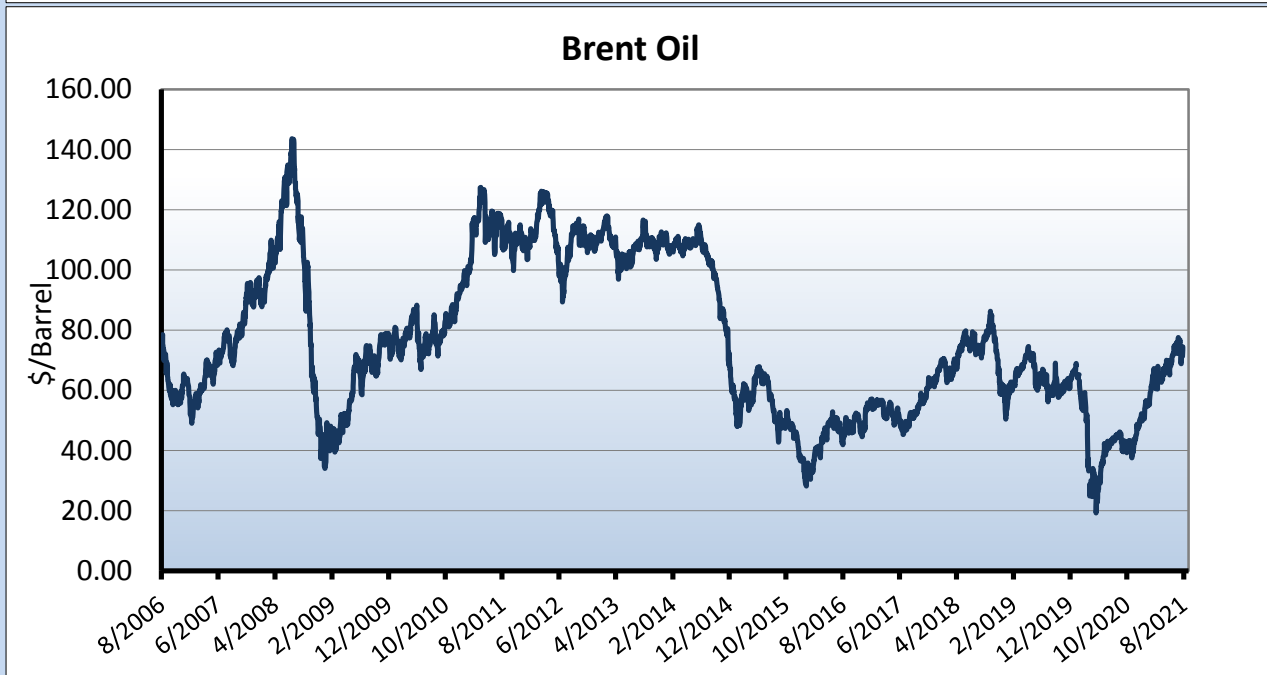
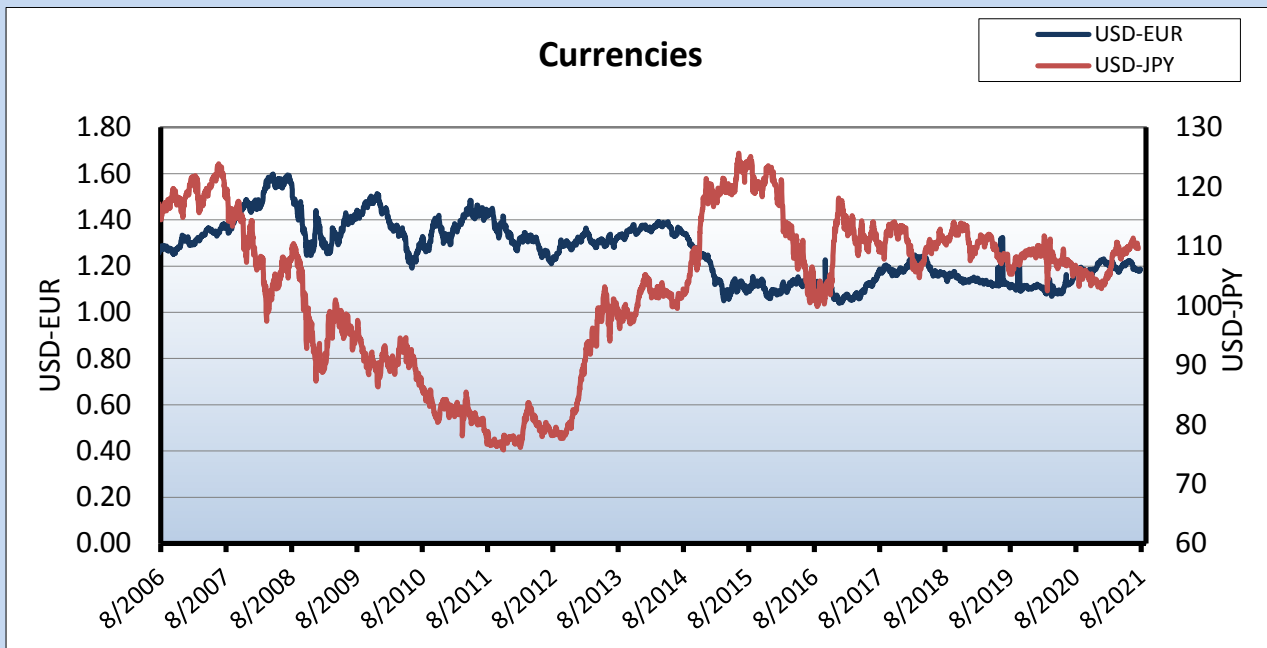
HISTORICAL BUNKER PRICES



	HISTORICAL BUNKER PRICES					
	Rotterdam		Fujairah		Houston	
	380 cst	MGO	380 cst	MGO	380 cst	MGO
1994	86	133.2	80.9	182.6	80.8	148.8
1995	97	140.6	94.6	175.8	93.2	148
1996	107	175.1	104.4	207.5	105.8	186
1997	92	155.4	99.3	205.6	97.3	179.9
1998	66.5	112.2	69.2	152.2	67.2	136.9
1999	94	133	98.5	157.2	93.3	143.9
2000	139	231.6	155.3	263.5	136	255.7
2001	116	192.4	129.7	244.7	112.8	227.5
2002	135	188.2	145.9	222.8	134	196
2003	151	230.4	166.3	265.2	160.2	265.1
2004	154	313.4	176.7	359.3	167.3	328.7
2005	236	458.4	256.6	500.1	248.3	508.5
2006	195	524.1	310.9	631.8	303	562.3
2007	347	571.3	373.7	664.7	351.8	608.6
2008	469	850.7	509.4	1037.7	496.8	933.2
2009	355	490.6	372.8	657	360.7	525
2010	452	667.1	468.2	712.9	449.3	683
2011	548	848.6	587.5	897.5	542.1	862.4
2012	585	920	606	1005	610	1005
2013	585	920	620	1010	580	985

2014	310	570	350	880	315	695
2015	140	311	170	560	140	360
2016	307	472	340	546	310	525
2017	367	579	376	627.5	356	612
2018	315	490	335	732	362	567
2019	290.4	607.2	290.3	760.3	342	647.8
2020	302	426	312	474	296	461.75
30-8-2021	408	582.5	443	650	410	602.5

MARKET INDICATORS



	GBP	CAD	EUR	JPY	CHF	USD	AUD
GBP	1	1.7352	1.1660	151.147	1.2582	1.3759	1.8851
CAD	0.5761	1	0.6718	87.0881	0.72494	0.7928	1.0862
EUR	0.8573	1.46879	1	129.606	1.0789	1.1798	1.6165
JPY	0.0066	0.01147	0.00771	1	0.00832	0.0091	0.01247
CHF	0.79664	1.37887	0.9266	120.011	1	1.0933	1.4979
USD	0.72667	1.2611	0.84747	109.846	0.91438	1	1.3700
AUD	0.5302	0.9203	0.6184	80.1649	0.66727	0.72975	1

* 30/08/2021 values

STOCK WATCH

NAME	TICKET	THIS MONTH*	LAST MONTH	CHANGE %	52w HIGH	52w LOW
Capital Product Partners	CPLP	12.39	11.97	5.98	12.56	9.72
Diana Shipping Inc.	DSX	4.89	4.34	11.39	5.08	2.88
Dynagas LNG Partners LP	DLNG	3.10	3.04	3.33	3.31	2.80
Eagle Bulk Shipping Inc.	EGLE	48.50	41.70	14.55	51.20	29.17
Euroseas Ltd.	ESEA	23.21	19.04	23.80	22.85	1.23
Costamare Inc.	CMRE	14.10	10.84	28.24	11.74	3.16
Navios Maritime Holdings	NM	5.17	4.23	19.68	9.46	1.30
GasLog Ltd.	GLOG	25.04	4.12	0.96	14.86	2.38
Safe Bulkers Inc.	SB	3.93	3.34	14.24	3.97	0.74
Star Bulk Carriers Corp.	SBLK	22.51	19.03	17.30	22.73	3.86
Stealthgas Inc.	GASS	2.71	2.56	5.55	3.80	1.51
TEN Inc.	TNP	7.48	7.95	0.80	23.85	7.06
TOP Ships Inc.	TOPS	1.25	1.34	4.44	85.02	0.95
Danaos Corporation	DAC	82.65	67.39	18.94	74.37	2.50

* 30/08/2021 closing values

~~~~~

Disclaimer: Information and data that appear in this report have been obtained from various sources which are believed to be correct and reliable. However, Athenian Shipbrokers S.A. does not guarantee their accuracy or completeness and therefore cannot be held liable for any loss incurred as a result of reliance in any way whatsoever on the information contained herein.

Kind Regards,



**ATHENIAN SHIPBROKERS S.A.**