



ATHENIAN SHIPBROKERS S.A.

107-109, Vas. Pavlou Str., GR 166 73, Voula, Athens, Greece

Tel: +30 210 9659700 - Fax: +30 210 8996040

Email S & P : athenian@atheniansa.gr

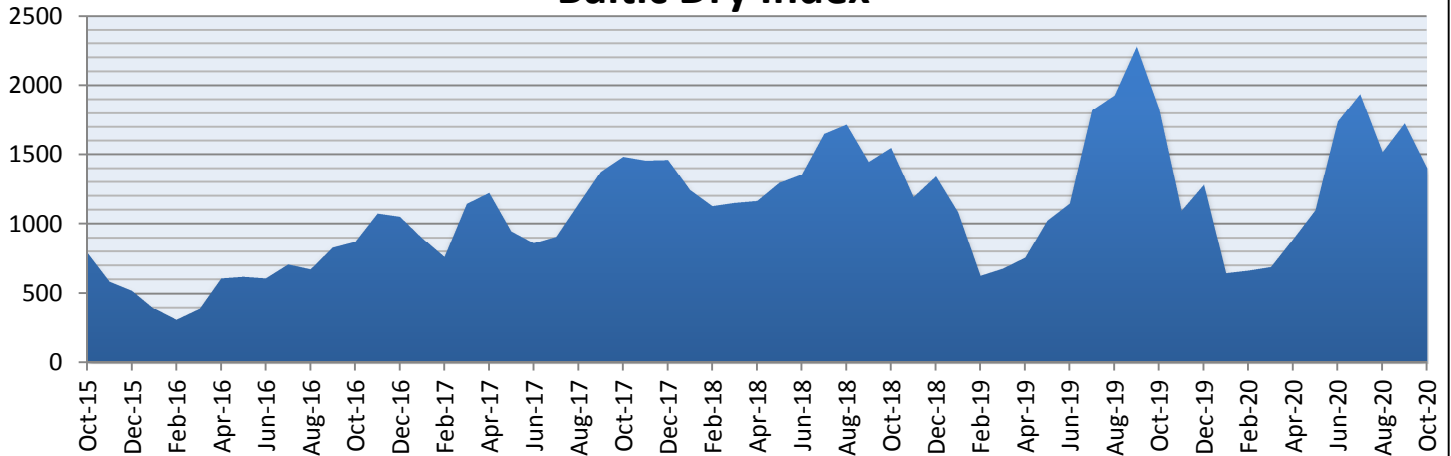
Email Chartering : chartering@atheniansa.gr

www.atheniansa.gr

October 2020

MONTHLY REPORT

Baltic Dry Index



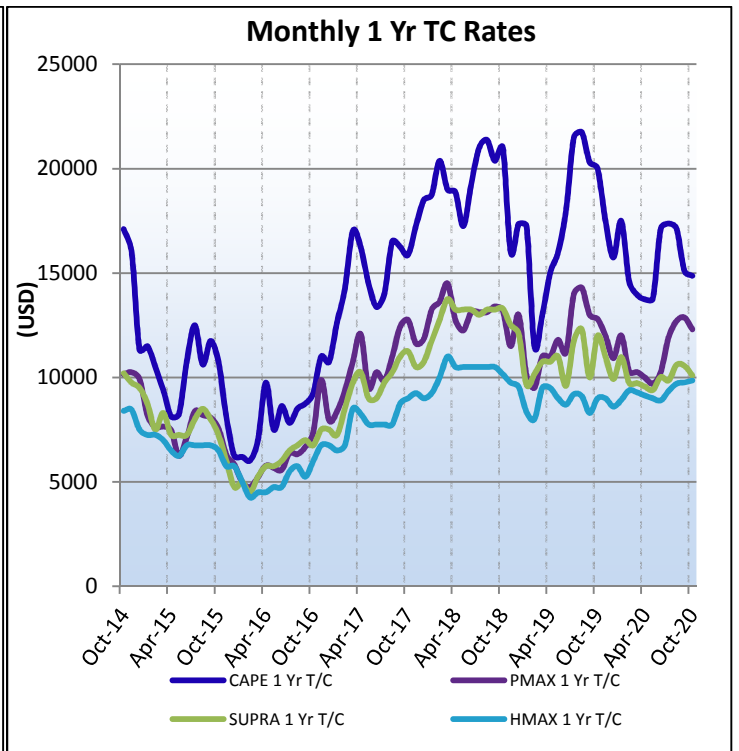
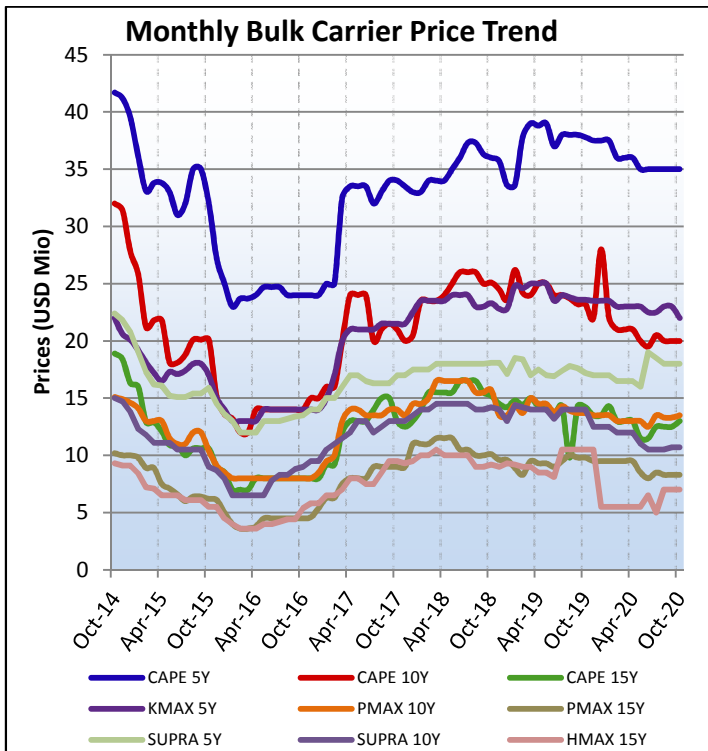
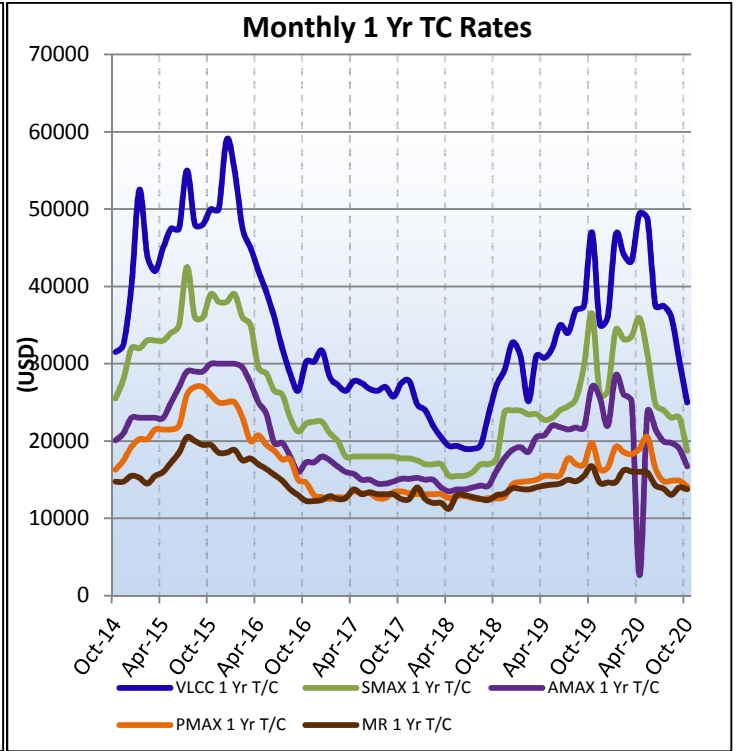
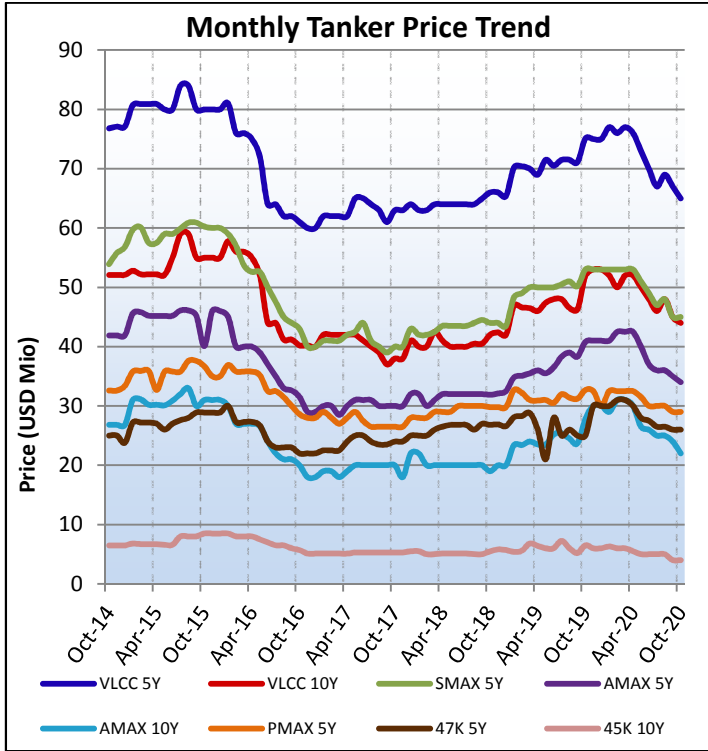
PRICES TANKERS (\$ MIO)

* Prices reflect Year's End	2014	2015	2016	2017	2018	2019	Oct-20
VLCC 5Y	77.1	80	60	64	63	75	65
VLCC 10Y	52.1	55	40	41	40	53	44
SUEZMAX 5Y	56.8	60	40	43	42	53	45
AFRAMAX 5Y	41.9	46	29	32	32	41	34
AFRAMAX 10Y	26.8	31	18	22	22	30	22
PANAMAX 5Y	33.4	35	28	28	28	30	29
47K 5Y	23.8	28.9	22	25	25	30	26
45K 10Y	15.2	19.6	15.5	17.5	17.5	19	17
45K 20Y	6.5	8.5	5.1	5.5	5	6	4

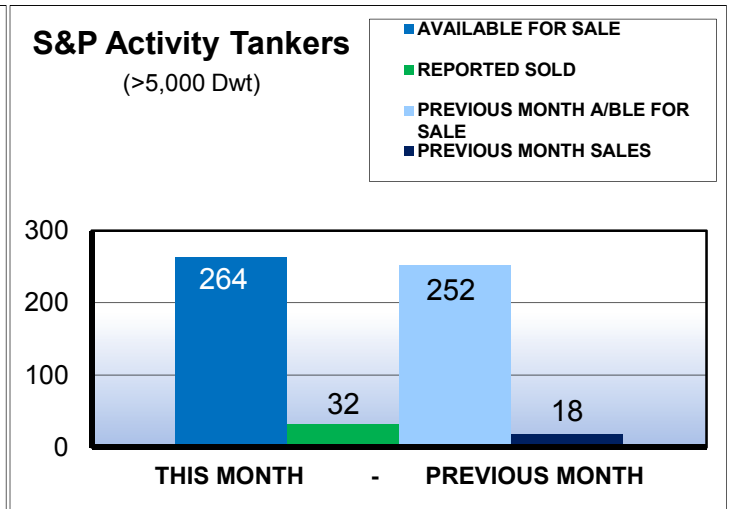
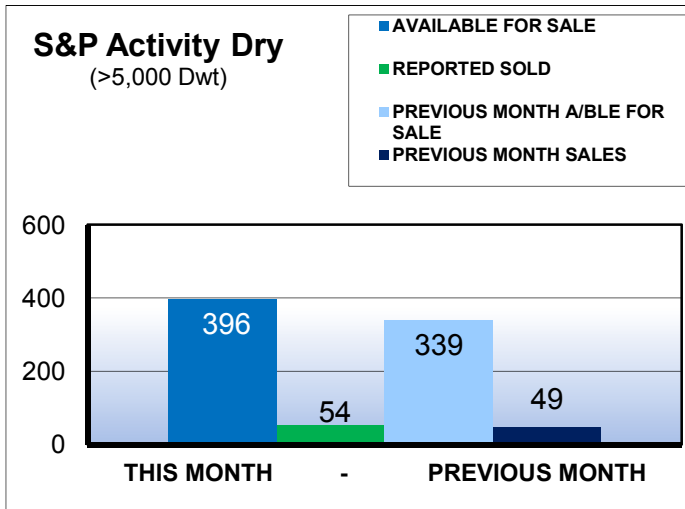
PRICES BULKERS (\$ MIO)

* Prices reflect Year's End	2014	2015	2016	2017	2018	2019	Oct-20
CAPE SIZE 5Y	39.5	25	24	33	33	37.5	35
CAPE SIZE 10Y	27.8	13.6	15	20.5	23.5	22	20
CAPE SIZE 15Y	16.3	8.5	8	13	14	13.5	13
CAPE SIZE 20Y	9	6.6	6.4	8.3	9.5	7	6.3
KAMSARMAX 5Y	20.1	14	14	22.5	23.5	23.5	22
KAMSARMAX 10Y	14.6	8.5	8.5	14.5	14.5	13.5	13.5
PANAMAX 15Y	10	5	5.4	11	11	9.5	8.3
PANAMAX 20Y	5.4	3.6	3.6	6.5	6.5	6	5.3
SUPRAMAX 5Y	20.8	13.6	14	17.5	17.5	17	18
SUPRAMAX 10Y	13.8	8	9.5	13.5	14	12.5	10.7
HANDYMAX 15Y	9.1	4.5	5.8	9.5	10.5	5.5	7
HANDYMAX 20Y	6.2	3.5	2.8	6.5	6.5	4.5	3.8

SECOND HAND SALES & CHARTER FIXTURE TRENDS

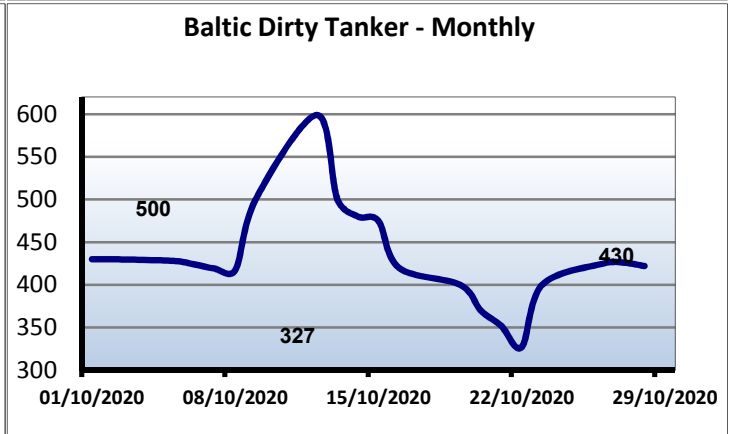
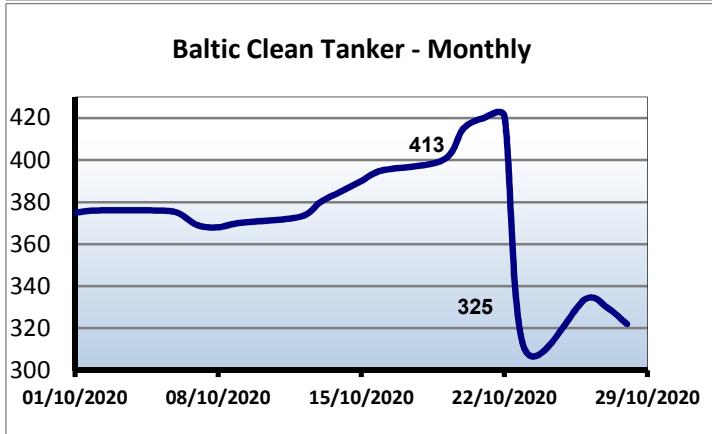
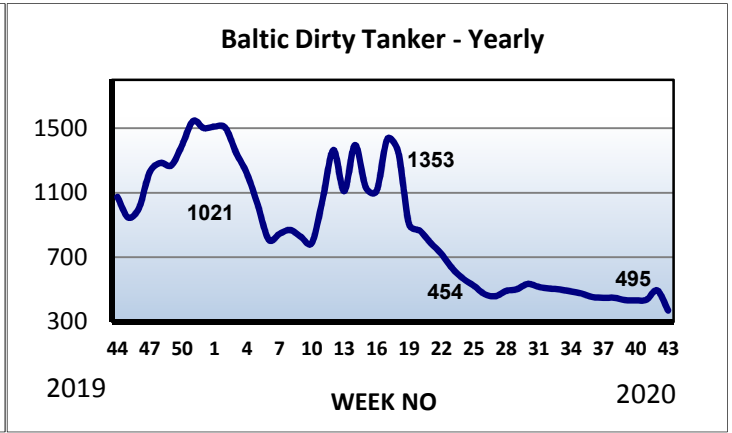
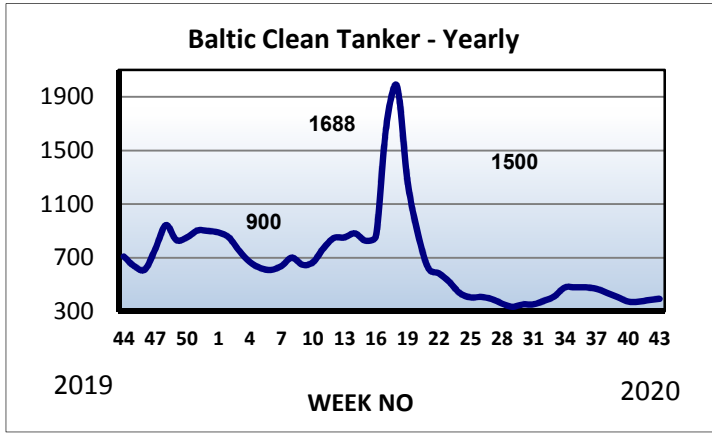


SECOND HAND TONNAGE MARKET



*Excluding demolition sales

Ship Type	Sale and Purchase Market						
	May-20	Jun-20	Jul-20	Aug-20	Sep-20	Oct-20	Total
BULK	13	22	41	22	49	52	199
TANK	9	15	9	9	18	32	92
GAS	1	2	4	1	2	1	11
CONT	0	1	9	6	14	8	38
TWEEN/MPP	1	0	0	0	0	0	1
REEF	0	0	0	0	0	0	0
RORO	0	0	0	0	0	0	0
FERRY	0	0	0	0	0	0	0
CRUISE	0	0	3	0	1	2	6
Total	24	40	66	38	84	95	347



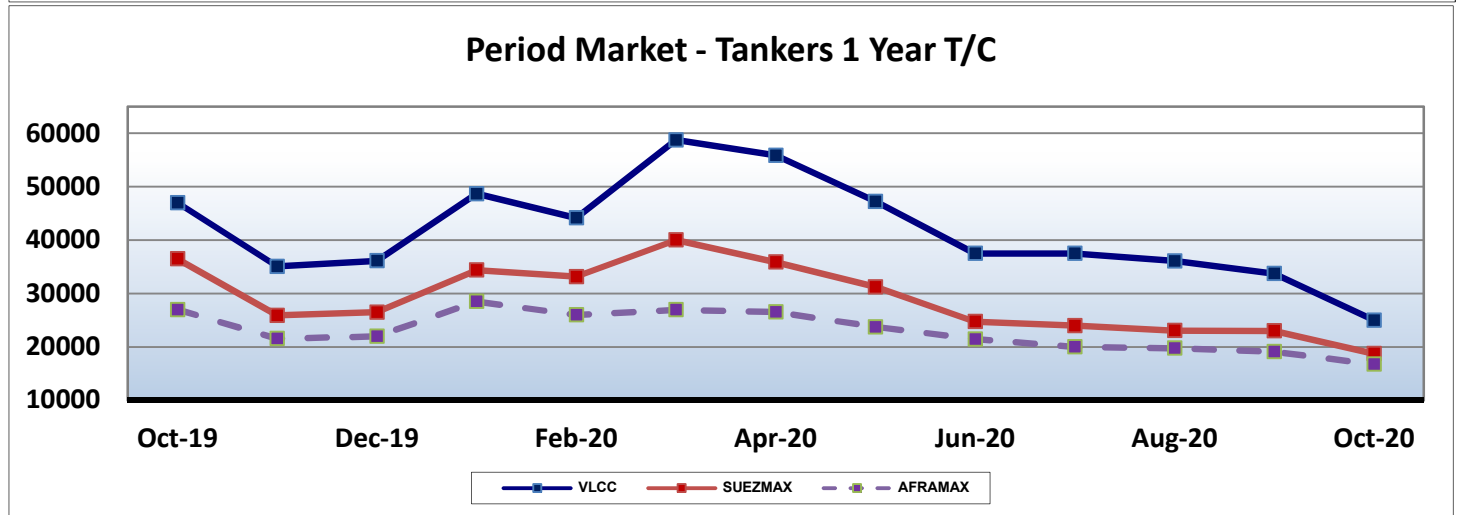
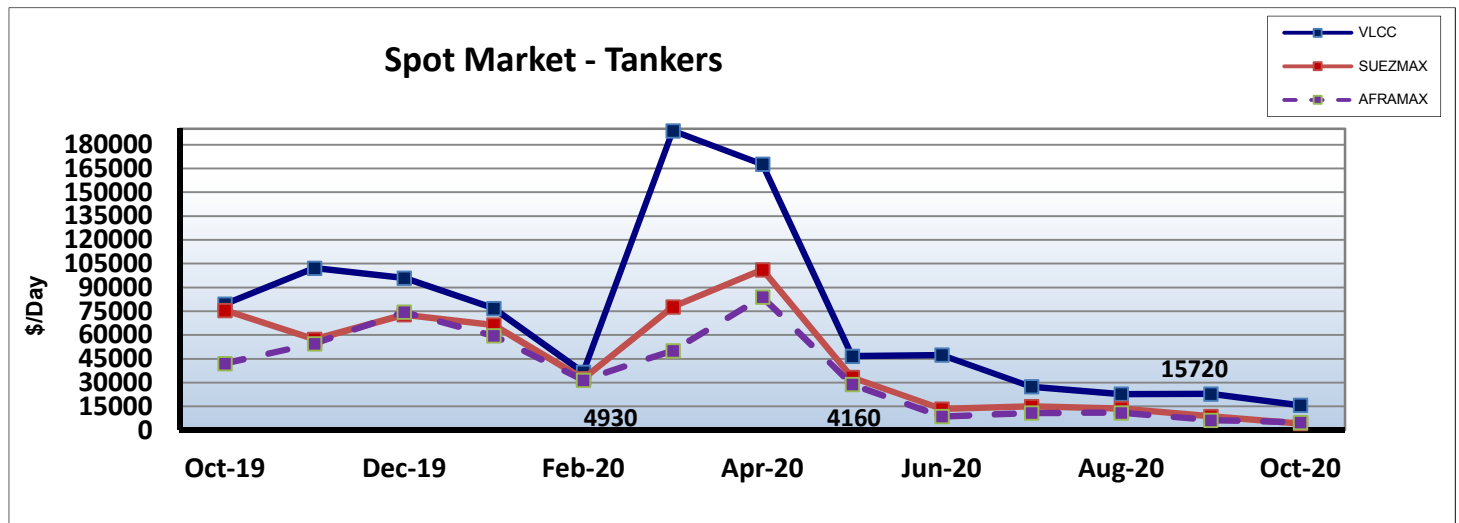
TANKER SALES

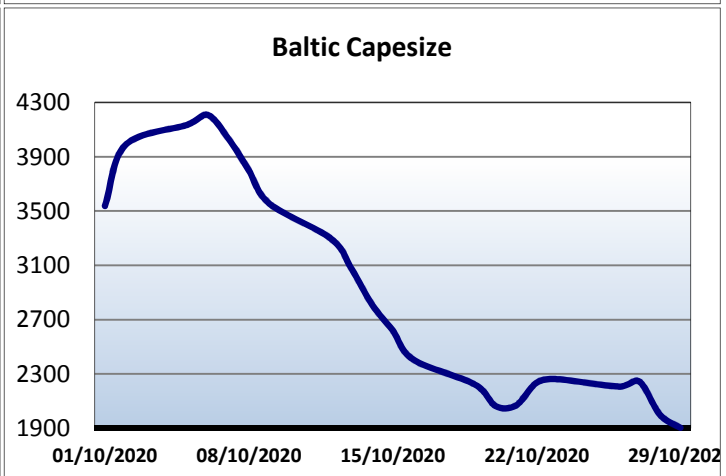
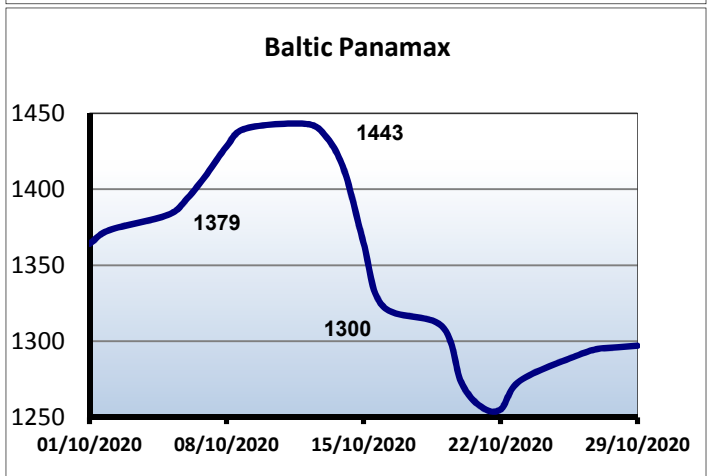
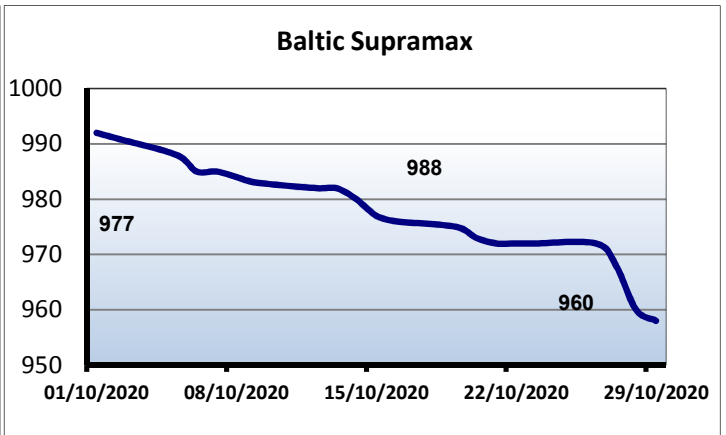
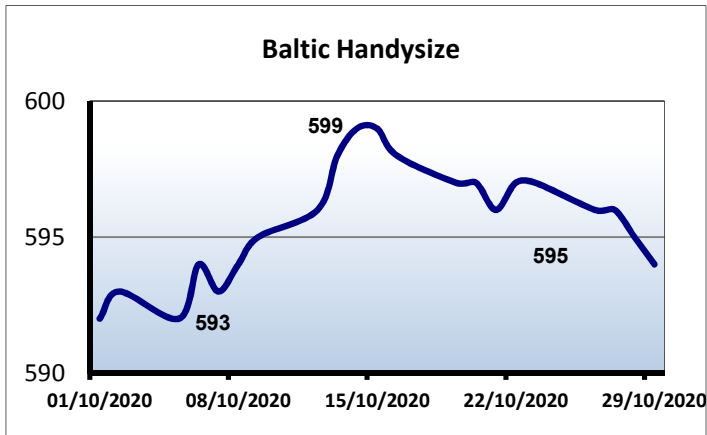
NAME	DWT	BLT		PRICE \$	BUYER
GOLDEN GRACE	9516	2005	JAPAN	6.6	SOUTH KOREAN
POLARIS STARDOM	12484	2008	JAPAN	8.5	SOUTH KOREAN
ADFINES SUN	19118	2011	CHINA	UNDISCLOSED	RFOcean
PACIFIC SAPPHIRE	19814	2008	JAPAN	11.8	ACE TANKERS
AMBASSADOR NORRIS	45290	2001	JAPAN	10	CHINESE
EAGLE MATSUYAMA	45942	2010	JAPAN	15.7	VIETNAMESE
NORD SAKURA	45953	2012	JAPAN	16.35	CORAL SHIPPING
NORD INTEGRITY	48026	2010	JAPAN	16.1	UNDISCLOSED
CHAMPION PRINCESS	105258	2012	KOREAN	26.5	GREAT EASTERN SHIPPING
MINERVA CONCERT	105845	2003	JAPAN	13	UNDISCLOSED
MINERVA ZENIA	105851	2002	KOREAN	12	VIETNAMESE
MINERVA EMMA	107197	2003		13	UNDISCLOSED
OCEAN ODYSSEY	108817	2008	CHINA	20	BUANA LINTAS LAUTAN
OCEAN LADY	108942	2008	CHINA	20	BUANA LINTAS LAUTAN
MAERSK PROGRESS	109181	2005	CHINA	12.75	VIETNAMESE
MARE TIRRENUM	110673	2004	JAPAN	14.7	VIETNAMESE
BASTIA	159155	2005	KOREAN	20.5	SEVEN ISLANDS
ALTEREGO II	159924	2002	KOREAN	16	RUSSIAN
CHRYSSI	298920	2000	JAPAN	22	UNDISCLOSED
ADS SERENADE	299152	2002	JAPAN	25.5	UAE
ADS PAGE	299164	2002	JAPAN	25.5	UAE
HUNTER SAGA	299995	2019	KOREAN	84	ENBLOC BSS ▼ (PRICE TTL)
HUNTER LAGA	299995	2019	KOREAN		ADNOC
VOYAGER I	299996	2003	KOREAN	25	MID EASTERN
BUNGA KASTURI TIGA	300398	2006	JAPAN	31	PT PERTAMINA
TOKITSU MARU	305484	2011	JAPAN	45	UNDISCLOSED

PANTARISTE	309287	2002	KOREAN	26	VIETNAMESE
TAKAOKA	311061	2011	JAPAN	45	UNDISCLOSED
PANTANASSA	317106	2011	KOREAN	46	UNDISCLOSED
TAI HUNG SAN	317924	2010	CHINA	110	ENBLOC BSS ▼ (PRICE TTL)
TAI SAN	318080	2009	CHINA		MARAN TANKERS
PU TUO SAN	318833	2011	CHINA		

GAS SALES

NAME	DWT	BLT		CBM	PRICE \$	BUYER
GAS JENNY	49345	1991	JAPAN	73846	13	UAE

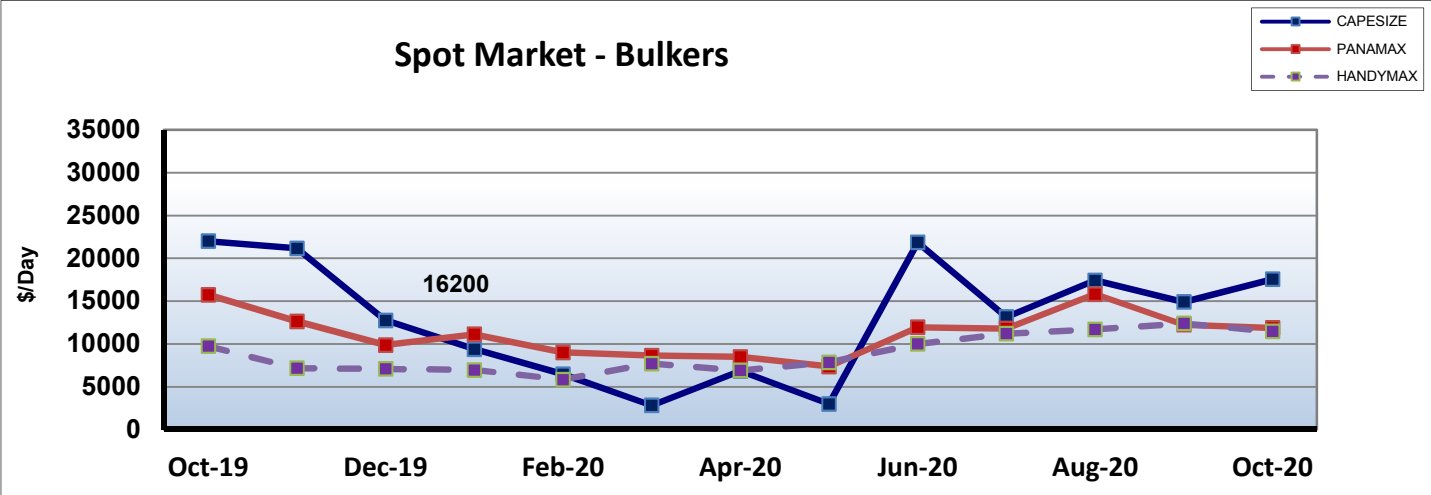


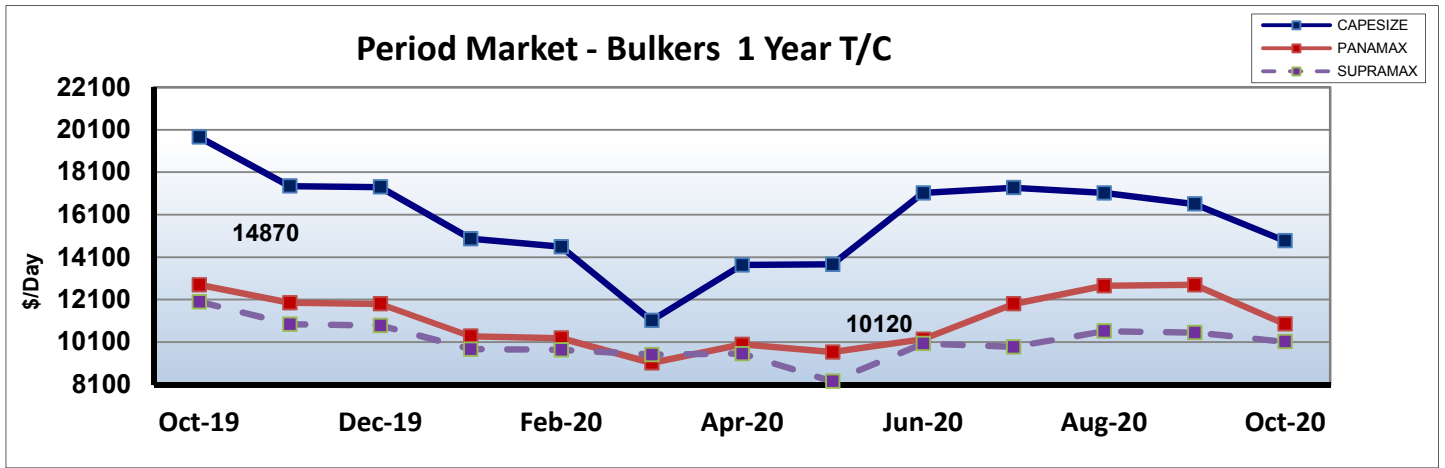


BULKER SALES

NAME	DWT	BLT	GEAR	PRICE \$ (MIO)	BUYER
INCE HAMBURG	28189	2010 JAPAN	4X30.5	7.3	UNDISCLOSED
QUEEN ANATOLIA	28350	1996 JAPAN	4X30.5	2.9	UNDISCLOSED
TASMAN SEA	28456	2001 JAPAN	4X30.5	3.7	FGAS PETROL
IVS TRIVIEW	32282	2009 JAPAN	4X30.5	7	LIDMAR
JUPITER ACE	32527	2009 CHINA	4X30	5.8	UNDISCLOSED
IMKE SELMER	32648	2010 CHINA	4X30.5	5.2	TURKISH
UNICO SIENNA	34328	2012 KOREAN	4X30	8	UNDISCLOSED
ALAM SETIA	36320	2013 JAPAN	4X30.5	10.5	GREEK
SREDNA GORA	37302	2010 CHINA	4X30	7.2	UNDISCLOSED
OSPREY I	50206	2002 JAPAN	4X30	7.9	CHINESE
VEGA LIBRA	53743	2010 CHINA	4X36	7.6	UNDISCLOSED
YUTAI BREEZE	55088	2010 CHINA	4X30.5	9.8	UNDISCLOSED
BULK CHILE	55486	2009 JAPAN	4X30.5	9.2	INDONESIAN
CAS AMARES	55783	2011 VIETNAM	4X30	8.85	UNDISCLOSED
SSI NEMESIS	56023	2005 JAPAN	4X30	7	UNDISCLOSED
SRI GANESH	56039	2007 JAPAN	4X30	7.6	CHINESE
GLOBAL MAJESTY	56052	2012 JAPAN	4X30	11	VIETNAMESE
CORDELIA B	56617	2011 CHINA	4X30	8	UNDISCLOSED
WESTERN SEATTLE	57936	2014 CHINA	4X30	UNDISCLOSED	ENBLOC BSS ▼ (PRICE EACH) CHINESE
HANTON TRADER I	63518	2014 CHINA	4X35	15.9	
WESTERN MONACO	81112	2016 CHINA		UNDISCLOSED	
SEA IRIS	58117	2010 PHILL	4X30	10.8	GREEK
ORIENT GRACE	58620	2012 JAPAN	4X30.5	12.3	BYZANTINE MARITIME
QUEEN JHANSI	58758	2007 CHINA	4X30	7.75	INDONESIAN
SBI HERA	60425	2016 JAPAN	4X30	18.5	UNDISCLOSED
SBI HYPERION	61171	2016 CHINA	4X30.5	17.5	GREEK

WEST TREASURE	61292	2014	JAPAN	4X30.7	15.85	JAPANESE
SBI PHOENIX	63310	2017	CHINA	4X30	17	ENBLOC BSS ▼ (PRICE EACH)
SBI SAMSON	63310	2017	CHINA	4X30	17	NAVIGARE CAPITAL
ISABELLA MANX	63878	2019	CHINA	4X36	25.8	ADNOC
NORD NEPTUNE	75726	2006	JAPAN		8.5	UNDISCLOSED
TRITON HAWK	78833	2010	JAPAN		13.86	CASTOR MARITIME
BTG EVEREST	81014	2015	JAPAN		46	ENBLOC BSS ▼ (PRICE TTL)
BTG EIGER	81031	2016	JAPAN			NEDA MARITIME
SBI CONGA	81167	2015	CHINA		18.4	UNDISCLOSED
SBI SOUSTA	81175	2016	CHINA		18.5	UNDISCLOSED
PRECIOUS SKY	81893	2015	JAPAN		21.25	PRIMEROSE SHIPPING
SBI ROCK	82057	2016	CHINA		18	UNDISCLOSED
CORONA GARLAND	88222	2000	JAPAN		6	INDONESIAN
TOKIWA MARU	91438	2003	JAPAN		6.9	MID EASTERN
MINERAL ANTWERPEN	172424	2003	KOREAN		10	MOUNDREAS
SIDERIS GS	174187	2006	CHINA		11	UNDISCLOSED
GIUSEPPE BOTTIGLIERI	175243	2011	CHINA		15.7	ZODIAC MARITIME
CHINA STEEL INTEGRITY	175775	2002	CHINA		9.2	EDDIE STEAMSHIP
CHINA STEEL RESPONSIBILITY	175775	2003	CHINA		9.3	EDDIE STEAMSHIP
PACIFIC QUEEN	175918	2010	CHINA		14.5	PRIMEROSE SHIPPING
E.R. AMERICA	179570	2010	RUMANIA		20.75	GREEK
ROYAL ACCORD	180129	2009	JAPAN		18.2	GOLDEN UNION
TILDA OLDENDORFF	180556	2011	KOREAN		18.4	ALPHA BULKERS
HUGE HAKATA	180643	2012	PHILL		23	ZODIAC MARITIME
SHIN-EI	207933	2008	JAPAN		18.9	SEACON SHIPPING
STELLAR GALAXY	263130	1993	JAPAN		UNDISCLOSED	PAKISTANI





CONTAINER SALES

NAME	DWT	BLT	GEAR	TEU	PRICE \$	BUYER
KOTA GUNAWAN	37100	2003	JAPAN	2607	UNDISCLOSED	MID EASTERN
KOTA GEMAR	37115	2002	JAPAN	2607	UNDISCLOSED	MID EASTERN
GERHARD SCHULTE	42082	2006	CHINA	3534	7.5	LOMAR
HANJIN DUESSELDORF	50591	2009	CHINA	4253	10.5	COSTAMARE
KOTA LAGU	50689	2006	CHINA	4250	UNDISCLOSED	TS LINE
BUENOS AIRES EXPRESS	68121	2000	KOREAN	5447	10	TECHNOMAR
KOTA PETANI	132712	2018	CHINA	11923	176	ENBLOC BSS ▼ (PRICE TTL)
KOTA PEMIMPIN	132736	2018	CHINA	11923		SEASPAN

MPP SALES

NAME	DWT	BLT	GEAR	TEU	PRICE \$	BUYER
-	-	-	-	-	-	-

Ro-Ro SALES

<i>NAME</i>	<i>GT</i>	<i>BLT</i>	<i>Lane Mts/Cars/Pax</i>	<i>PRICE \$</i>	<i>BUYER</i>
-	-	- -	-	-	-

CRUISE SALES

<i>NAME</i>	<i>GT</i>	<i>BLT</i>	<i>Lane Mts/Cars/Pax</i>	<i>PRICE \$</i>	<i>BUYER</i>
PACIFIC ARIA	55877	1994 ITALY	-/-/1623	UNDISCLOSED	SEAJETS
MAGELLAN	63786	1985 DENMARK	-/-/1794	UNDISCLOSED	SEAJETS

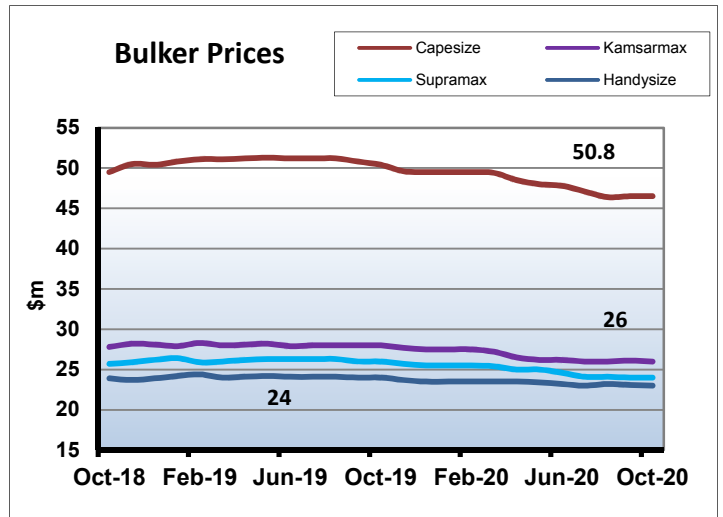
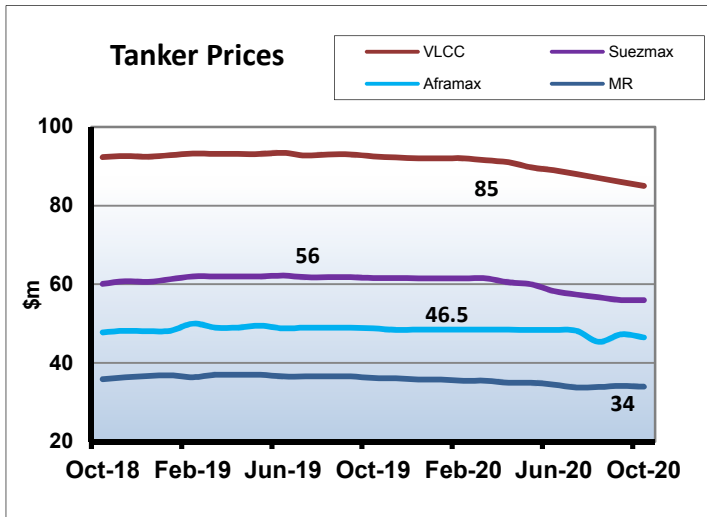
Ro-Pax / Fast Ferries SALES

<i>NAME</i>	<i>GT</i>	<i>BLT</i>	<i>Lane Mts/Cars/Pax</i>	<i>PRICE \$</i>	<i>BUYER</i>
-	-	- -	-	-	-

OFFSHORE SALES

<i>NAME</i>	<i>GT</i>	<i>BLT</i>	<i>Lane Mts/Cars/Pax</i>	<i>PRICE \$</i>	<i>BUYER</i>
-	-	- -	-	-	-

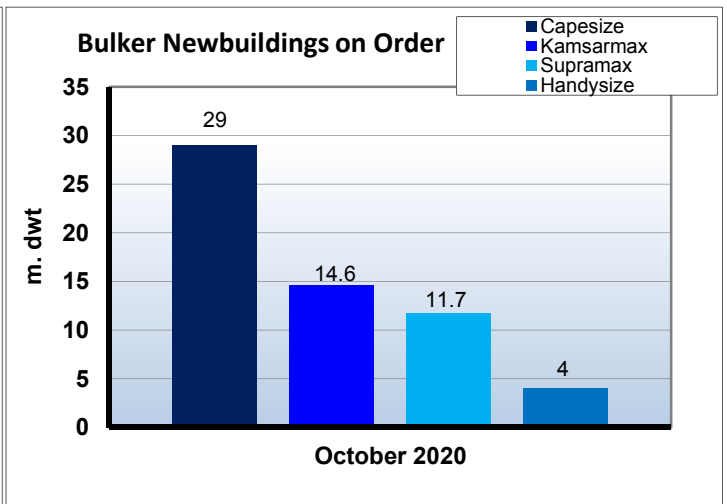
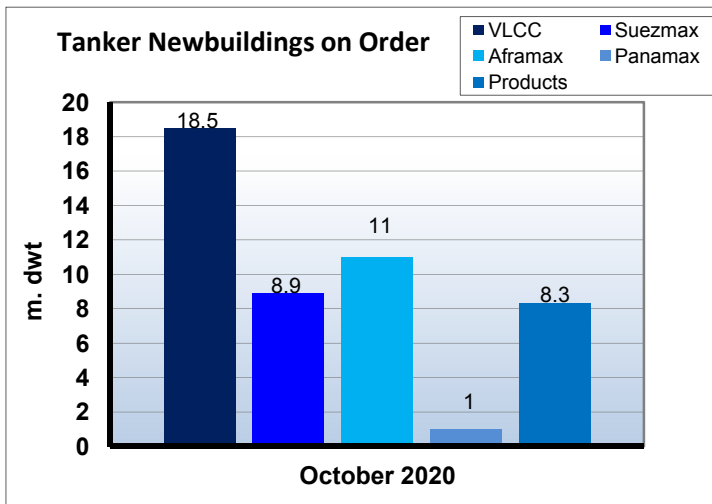
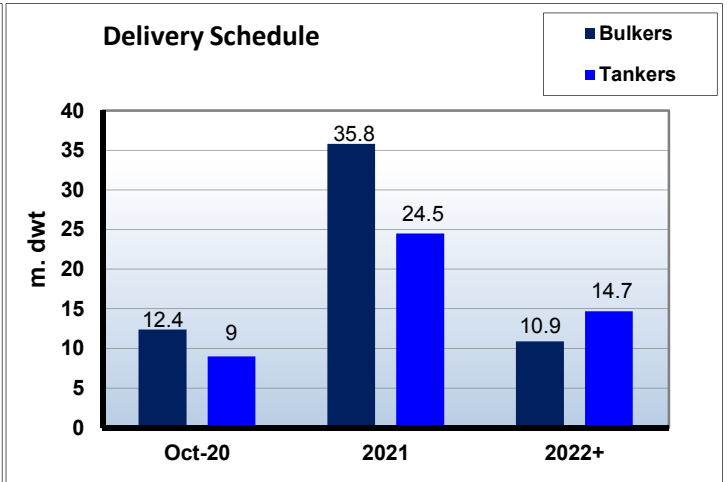
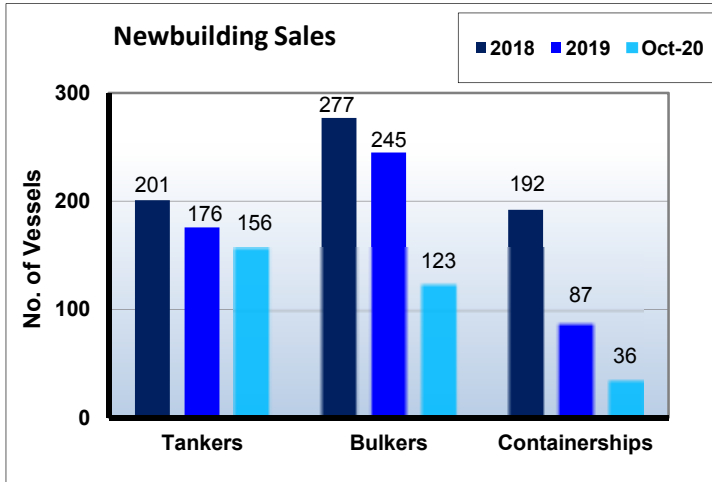
NEW BUILDING MARKET AND REPORTED CONTRACTS



Dry Bulk Orderbook				
Ship Type	2020	2021	2022+	Total
Capesize	27	77	25	129
Kamsarmax	41	106	28	175
Supra/Hmax	34	124	45	203
Handies	33	78	13	124
Total	135	385	111	631

Tanker Orderbook				
Ship Type	2020	2021	2022+	Total
ULCC/VLCC	14	29	18	61
Suezmax	8	25	23	56
Aframax	9	54	31	94
Panamax	6	6	3	15
MR + Small	43	129	51	223
Total	80	243	126	449

LPG Orderbook				
Ship Type	2020	2021	2022+	Total
VLGC	5	26	16	47
LGC	0	0	0	0
MR	0	7	7	14
Handy	5	4	6	15
Small	10	9	0	19
Total	20	46	29	95



Newbuilding Historical Prices (\$m)														
	Oct-20	2019	2018	2017	2016	2015	2014	2012	2010	2005	2000	1995	1990	1985
Tankers														
320,000 DWT ¹	85	95.6	92.4	81.5	84.5	93.7	97.3	93.2	104.8	120	76.5	85.3	87.4	² 38.2
170,000 DWT ¹	56.5	71.7	60.6	55	54.5	63	65.5	57.1	66.3	71.5	52.5	54	66.1	² 28.2
115,000 DWT ¹	47	55.1	48.1	44	44.5	52	53.6	48.5	56	58	41.5	43.3	53.2	² 18.1
50,000 DWT ¹	34.1	38.8	36.7	33.8	32.5	35.4	36.8	33.8	36.1	43	29.5	33.2	³ 32.1	³ 13.3
Bulkers														
185,000 DWT ¹	46.7	51.8	50.4	44	42	46	54.2	45.7	57.2	58.5	40.5	42.3	60.2	29.3
83,000 DWT ^{1*}	25.9	30.6	28.1	25.5	24.5	25.7	29	25.6	34.3	36	22.5	27.9	30	13.4
64,000 DWT [*]	24.1	27.4	26.2	24	22.3	24.1	27.2	23.7	31.1	31	20.5	24.1	25.3	12.4
35,000 DWT [*]	23	22.6	23.9	22	19.5	20.3	22.8	20.5	26.3	25.5	15	19.2	21.3	9.7
¹ Before 2001 sizes to read 280,000 - 140,000 - 95,000 - 40,000 respectively for tankers and 150,000 - 69,000 for Bulkers ² Single Hull ³ 30,000 DWT ♦Prior 2017 to read 73 – 76k dwt, 45k dwt & 30k dwt (note: above is for vessels built Japan / Korea, you should also consider US\$ / Yen / Won relation for the years mentioned)														

Newbuilding Orders

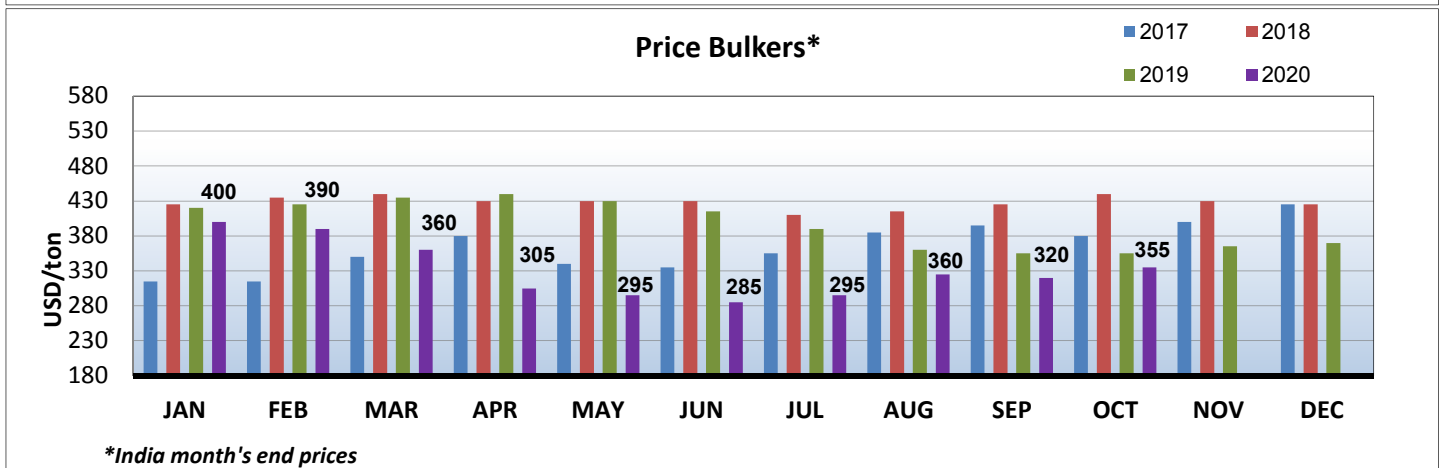
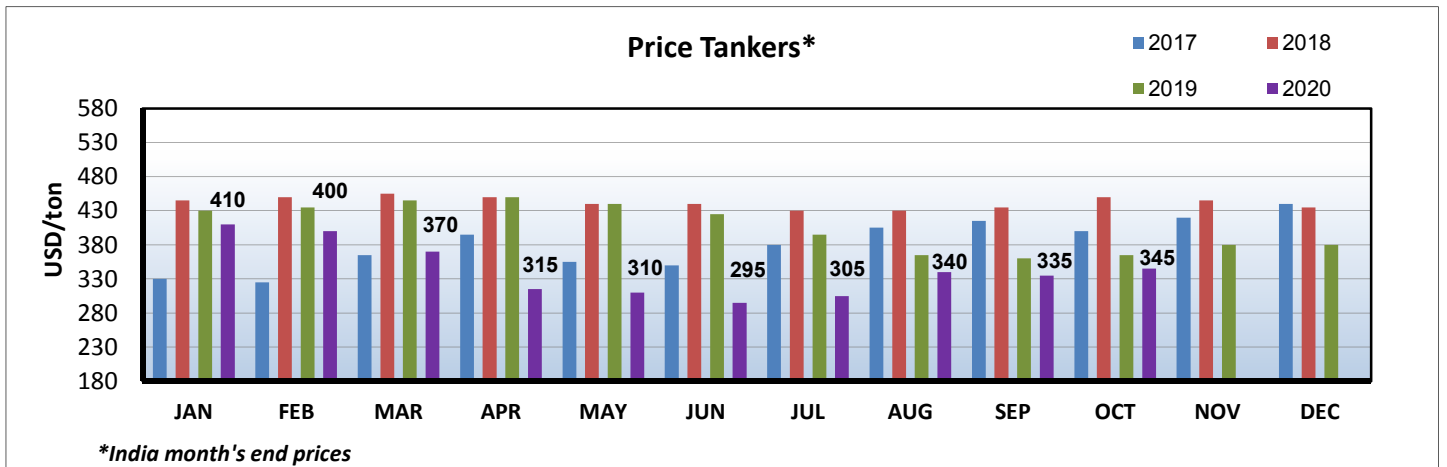
TYPE	DWT	BUILDER	DELIVERY	PRICE \$	OWNER	NOTES
Tanker	157000	Samsung HI	2022		Nordic American	
Tanker	157000	Samsung HI	2022		Nordic American	
TSH Dredger		Kappel AMFELS	2023		Manson Construction	
Chem & Oil	50000	Hyundai Mipo	2022		Intl Andromeda Shpg	
Tanker	113000	COSCO HI (Yangzhou)	2022		Aegean Shipping Mgmt	
Tanker	113000	COSCO HI (Yangzhou)	2022		Aegean Shipping Mgmt	
Tanker	113000	COSCO HI (Yangzhou)	2022		Aegean Shipping Mgmt	<i>Option</i>
Tanker	300000	Hyundai HI (Ulsan)	2022		Kyklades Maritime	
Tanker	300000	Hyundai HI (Ulsan)	2022		Kyklades Maritime	
Tanker	158000	Samsung HI	2022		Pantheon Tankers	
Tanker	158000	Samsung HI	2022		Pantheon Tankers	
RoRo	12000	GSI Nansha	2022		COSCO Shpg Ferry	
RoRo	12000	GSI Nansha	2022		COSCO Shpg Ferry	
Tanker	300000	Hyundai HI (Ulsan)	2022		Central Shpg Monaco	
Tanker	300000	Hyundai HI (Ulsan)	2022		Central Shpg Monaco	
Tanker	115000	Daehan Shipbuilding	2022		Pleiades Shpg Agcy	
LPG	6000	CMJL (Yangzhou)	2022		Shenzhen LPG Shpg.	
MPP	4800	Royal Bodewes SY	2021		Scotline	
LPG	18000	Hyundai Mipo	2022	38	West Africa LPG	
LPG	18000	Hyundai Mipo	2022	38	West Africa LPG	
RoRo	12000	GSI Nansha	2022		COSCO Shpg Ferry	
RoRo	12000	GSI Nansha	2022		COSCO Shpg Ferry	
Chem & Oil	50000	Penglai Jinglu SY	2022		Wilmar International	
Chem & Oil	50000	Penglai Jinglu SY	2022		Wilmar International	
Container	24000	Huangpu Wenchong	2022		TS Lines	
Chem & Oil	50000	Hyundai Mipo	2022		Unknown	
Chem & Oil	50000	Hyundai Mipo	2022		Unknown	
LPG	30000	Hyundai Mipo	2022		Unknown	
Bulk	61000	Dalian COSCO KHI	2022		Akmar Shpg & Trdg	
LPG	3000	Armon (Gijon)	2022		Knutsen OAS Shipping	
LPG	94000	Daewoo (DSME)	2023	290.7	Sovcomflot JSC	
LPG	94000	Daewoo (DSME)	2023	290.7	Sovcomflot JSC	
LPG	94000	Daewoo (DSME)	2023	290.7	Sovcomflot JSC	
LPG	94000	Daewoo (DSME)	2023	290.7	Mitsui OSK Lines	
LPG	94000	Daewoo (DSME)	2023	290.7	Mitsui OSK Lines	
LPG	94000	Daewoo (DSME)	2023	290.7	Mitsui OSK Lines	

DEMOLITION MARKET

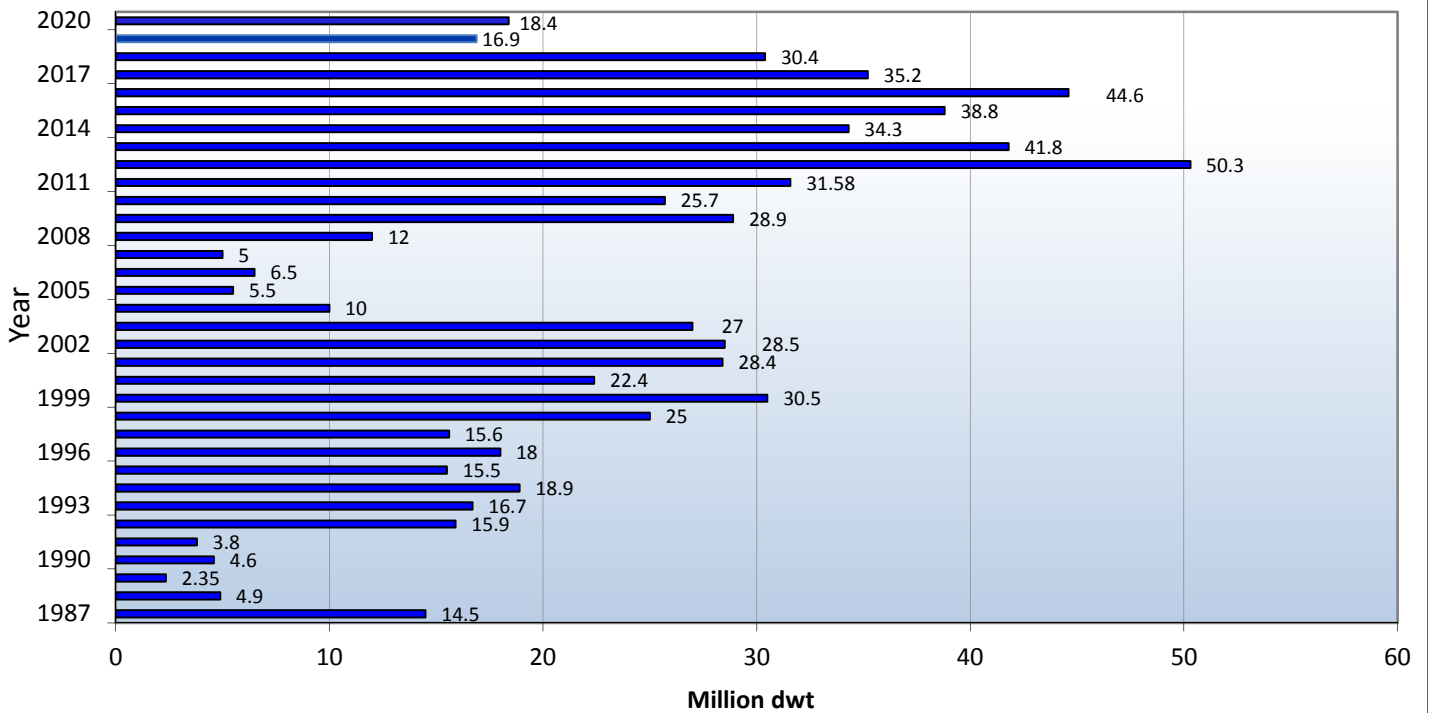
* MONTH'S END PRICES

Demolition Prices		
	Gen Cargo	Tanker
India	USD 335/lit Ldt	USD 345/lit Ldt
Bangladesh	USD 350/lit Ldt	USD 360/lit Ldt
Pakistan	USD 370/lit Ldt	USD 380/lit Ldt
Turkey	USD 195/lit Ldt	USD 205/lit Ldt

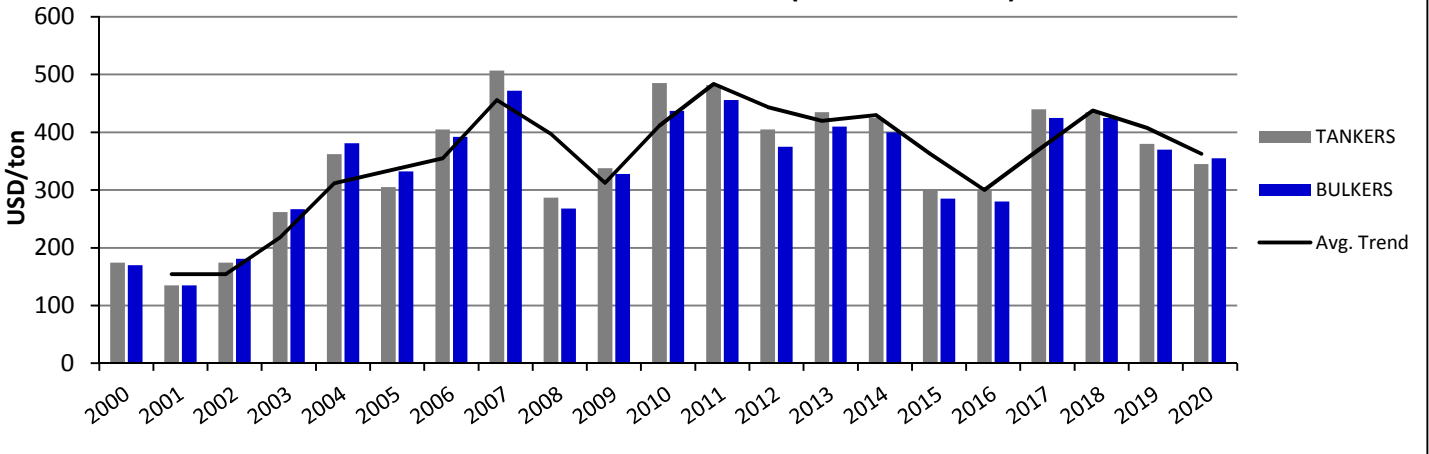
Demolition Historical Data



Total Demolition (Dwt)



Historical Demolition Prices (India Year's End)



HISTORICAL DEMOLITION PRICES (*Indian Year's End)

	2002	2003	2004	2005	2006	2007	2008	2009	2010	2011	2012	2013	2014	2015	2016	2017	2018	2019	CURR
TANK	174	262	362	302	405	507	287	338	485	482	405	435	425	300	300	440	435	380	345
BULK	181	267	381	332	392	472	268	328	437	456	375	410	400	285	280	425	425	370	355

India

<i>TYPE</i>	<i>NAME</i>	<i>DWT</i>	<i>BLT</i>	<i>LDT</i>	<i>PRICE \$/LDT</i>	<i>COMMENTS</i>
BULK	NIPPON HIGHWAY	16827	1999	13400	355/ton	-
BULK	CONTINENTAL HIGHWAY	17201	2001	15000	345/ton	-
BULK	HALUS	27836	1995	6034	361/ton	-

Bangladesh

<i>TYPE</i>	<i>NAME</i>	<i>DWT</i>	<i>BLT</i>	<i>LDT</i>	<i>PRICE \$/LDT</i>	<i>COMMENTS</i>
TANK	SRI TAH THONG	1868	1992	733	345/ton	-
CONT	OEL BENGAL	18253	1990	6026	UNDISCLOSED	-
BULK	LUCKY SEAMAN	26455	1991	5743	348/ton	-
BULK	KT 06	45863	1994	8002	370/ton	-
BULK	JANICE N	264340	1995	32541	337/ton	-

China

<i>TYPE</i>	<i>NAME</i>	<i>DWT</i>	<i>BLT</i>	<i>LDT</i>	<i>PRICE \$/LDT</i>	<i>COMMENTS</i>
-	-	-	-	-	-	-

Pakistan

<i>TYPE</i>	<i>NAME</i>	<i>DWT</i>	<i>BLT</i>	<i>LDT</i>	<i>PRICE \$/LDT</i>	<i>COMMENTS</i>
BULK	KULNATEE	11171	1997	4367	360/ton	-
TANK	AQUARIUS	17094	1995	6000	UNDISCLOSED	-
TANK	IGRIM	17725	1978	7000	UNDISCLOSED	-
BULK	PAC ALKAID	27464	2003	10582	385/ton	-
BULK	PAC ADARA	27688	2003	10358	385/ton	-
BULK	BEST WAVE	28379	1995	6143	UNDISCLOSED	-
BULK	POLINA	29531	1986	6735	386/ton	-
TANK	ALMADA	99997	1998	17002	390/ton	-
BULK	BERGE KIBO	289889	1993	37363	376/ton	-

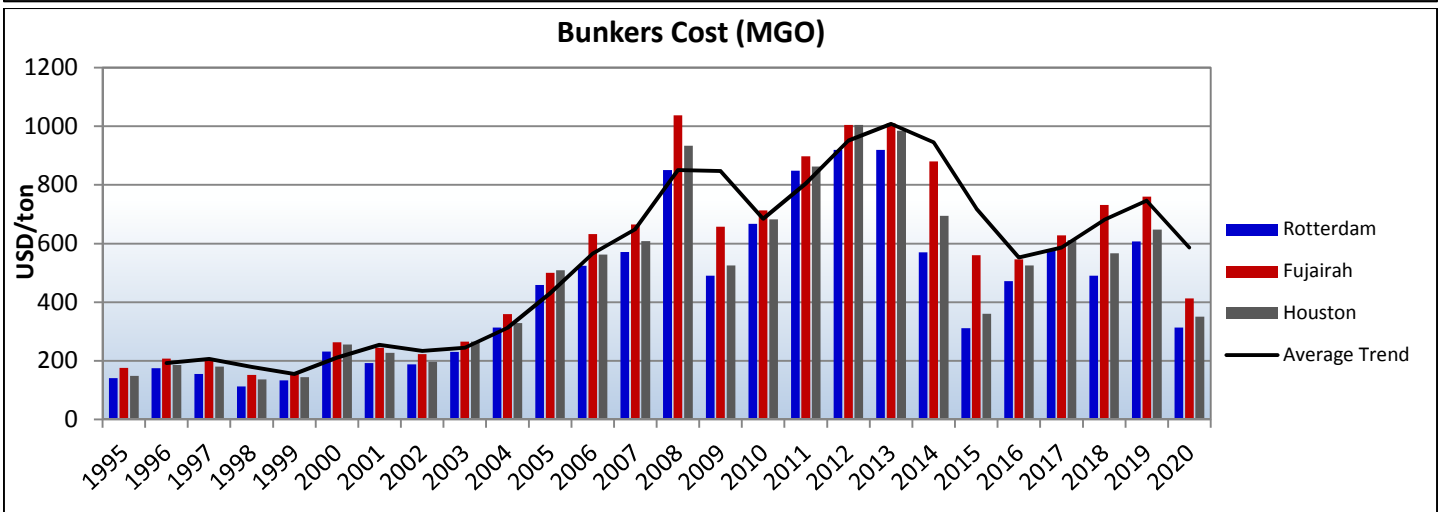
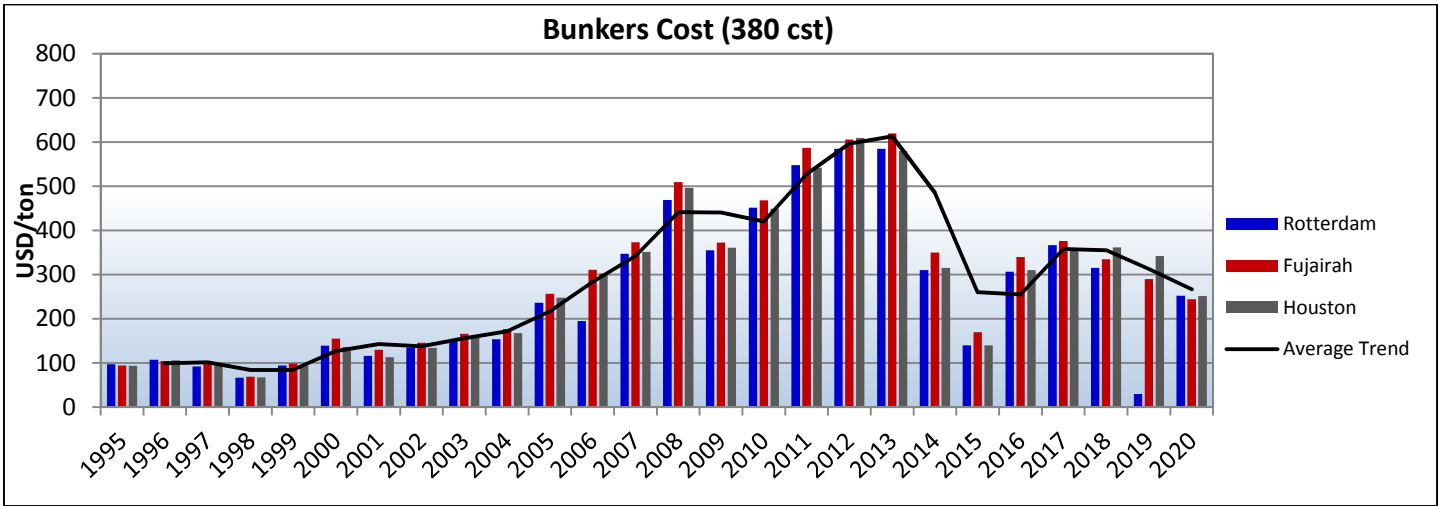
Turkey

<i>TYPE</i>	<i>NAME</i>	<i>DWT</i>	<i>BLT</i>	<i>LDT</i>	<i>PRICE \$/LDT</i>	<i>COMMENTS</i>
-	-	-	-	-	-	-

Other

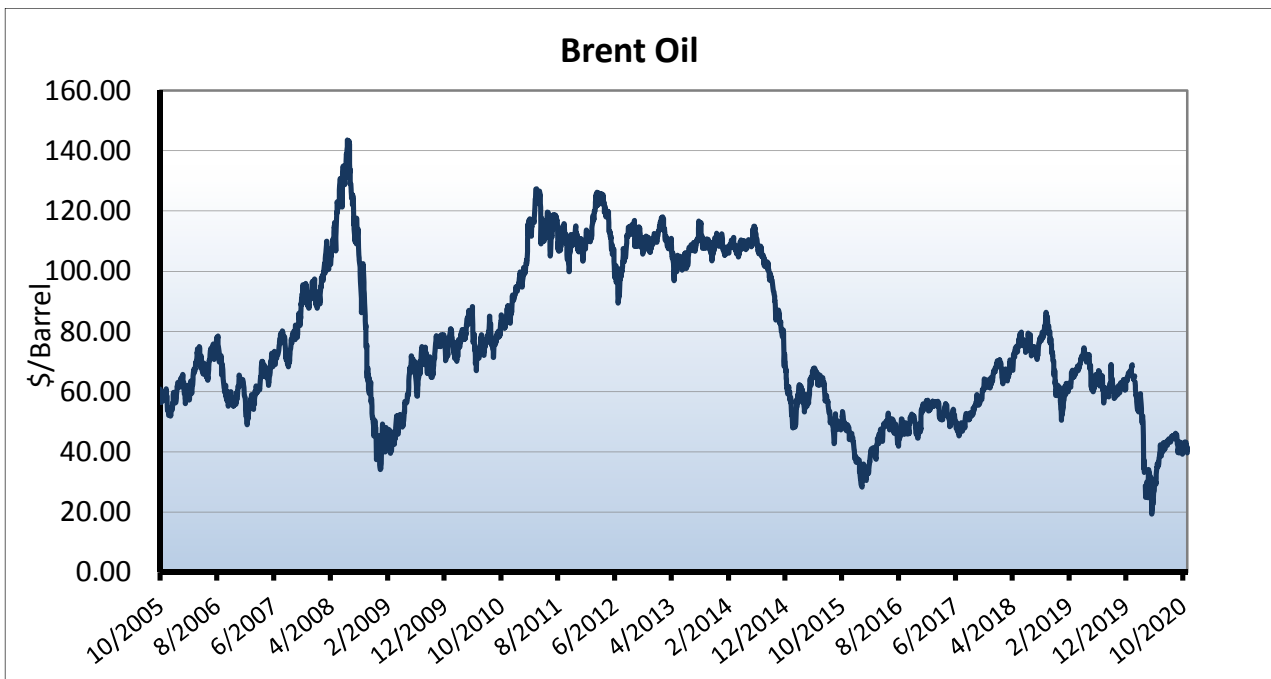
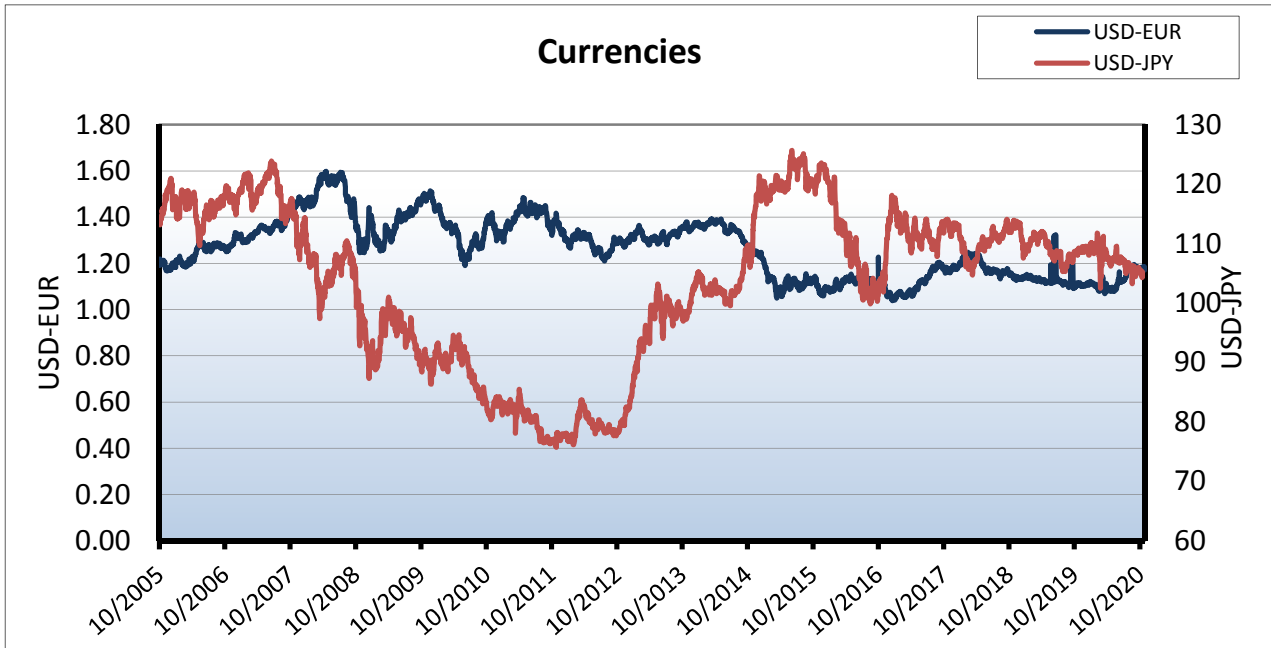
<i>TYPE</i>	<i>NAME</i>	<i>DWT</i>	<i>BLT</i>	<i>LDT</i>	<i>PRICE \$/LDT</i>	<i>COMMENTS</i>
-	-	-	-	-	-	-

HISTORICAL BUNKER PRICES



	HISTORICAL BUNKER PRICES					
	Rotterdam		Fujairah		Houston	
	380 cst	MGO	380 cst	MGO	380 cst	MGO
1993	67	150.5	70	202.5	71.1	160.6
1994	86	133.2	80.9	182.6	80.8	148.8
1995	97	140.6	94.6	175.8	93.2	148
1996	107	175.1	104.4	207.5	105.8	186
1997	92	155.4	99.3	205.6	97.3	179.9
1998	66.5	112.2	69.2	152.2	67.2	136.9
1999	94	133	98.5	157.2	93.3	143.9
2000	139	231.6	155.3	263.5	136	255.7
2001	116	192.4	129.7	244.7	112.8	227.5
2002	135	188.2	145.9	222.8	134	196
2003	151	230.4	166.3	265.2	160.2	265.1
2004	154	313.4	176.7	359.3	167.3	328.7
2005	236	458.4	256.6	500.1	248.3	508.5
2006	195	524.1	310.9	631.8	303	562.3
2007	347	571.3	373.7	664.7	351.8	608.6
2008	469	850.7	509.4	1037.7	496.8	933.2
2009	355	490.6	372.8	657	360.7	525
2010	452	667.1	468.2	712.9	449.3	683
2011	548	848.6	587.5	897.5	542.1	862.4
2012	585	920	606	1005	610	1005
2013	585	920	620	1010	580	985
2014	310	570	350	880	315	695
2015	140	311	170	560	140	360
2016	307	472	340	546	310	525
2017	367	579	376	627.5	356	612
2018	315	490	335	732	362	567
2019	290.4	607.2	290.3	760.3	342	647.8
30-10-20	246.55	314.5	266	430.75	250.75	351.25

MARKET INDICATORS



	GBP	CAD	EUR	JPY	CHF	USD	AUD
GBP	1	1.713154	1.101880	136.577593	1.184063	1.297588	1.817319
CAD	0.583334	1	0.643007	79.691178	0.690827	0.757202	1.060488
EUR	0.906985	1.554302	1	123.916288	1.074274	1.177266	1.649182
JPY	0.007319	0.012541	0.008067	1	0.008667	0.009499	0.013305
CHF	0.844114	1.446281	0.930443	115.308228	1	1.095456	1.534246
USD	0.770396	1.320286	0.849203	105.244713	0.912365	1	1.400545
AUD	0.549773	0.942188	0.606116	75.112703	0.651093	0.713628	1

* 30/10/2020 values

STOCK WATCH

NAME	TICKET	THIS MONTH*	LAST MONTH	CHANGE %	52w HIGH	52w LOW
Capital Product Partners	CPLP	7.23	7.00	3.28	14.20	5.18
Diana Shipping Inc.	DSX	1.38	1.42	-2.81	3.97	1.25
Dynagas LNG Partners LP	DLNG	2.11	2.48	-14.9	3.97	0.98
Eagle Bulk Shipping Inc.	EGLE	14.03	17.02	-17.56	34.12	8.89
Euroseas Ltd.	ESEA	2.89	2.49	16.06	6.0	1.23
Costamare Inc.	CMRE	5.74	6.19	-7.26	10.84	3.16
Navios Maritime Holdings	NM	1.47	1.76	-16.47	5.59	1.30
GasLog Ltd.	GLOG	2.40	2.69	-10.78	14.86	2.38
Safe Bulkers Inc.	SB	0.90	1.06	-15.09	1.83	0.74
Star Bulk Carriers Corp.	SBLK	6.19	6.91	-10.41	12.09	3.86
Stealthgas Inc.	GASS	2.24	2.94	-23.8	3.80	1.51
TEN Inc.	TNP	7.64	7.80	-2.05	23.85	7.06
TOP Ships Inc.	TOPS	1.01	1.09	-7.33	85.02	0.95
Performance Shipping Inc.	PSHG	0.43	0.61	-29.5	1.04	0.36
Danaos Corporation	DAC	8.12	7.38	10.02	12.58	2.50

* 30/10/2020 closing values

~~~~~

**Disclaimer:** Information and data that appear in this report have been obtained from various sources which are believed to be correct and reliable. However, Athenian Shipbrokers S.A. does not guarantee their accuracy or completeness and therefore cannot be held liable for any loss incurred as a result of reliance in any way whatsoever on the information contained herein.

Kind Regards,



**ATHENIAN SHIPBROKERS S.A.**