



ATHENIAN SHIPBROKERS S.A.

107-109, Vas. Pavlou Str., GR 166 73, Voula, Athens, Greece

Tel: +30 210 9659700 - Fax: +30 210 8996040

Email S & P : athenian@atheniansa.gr

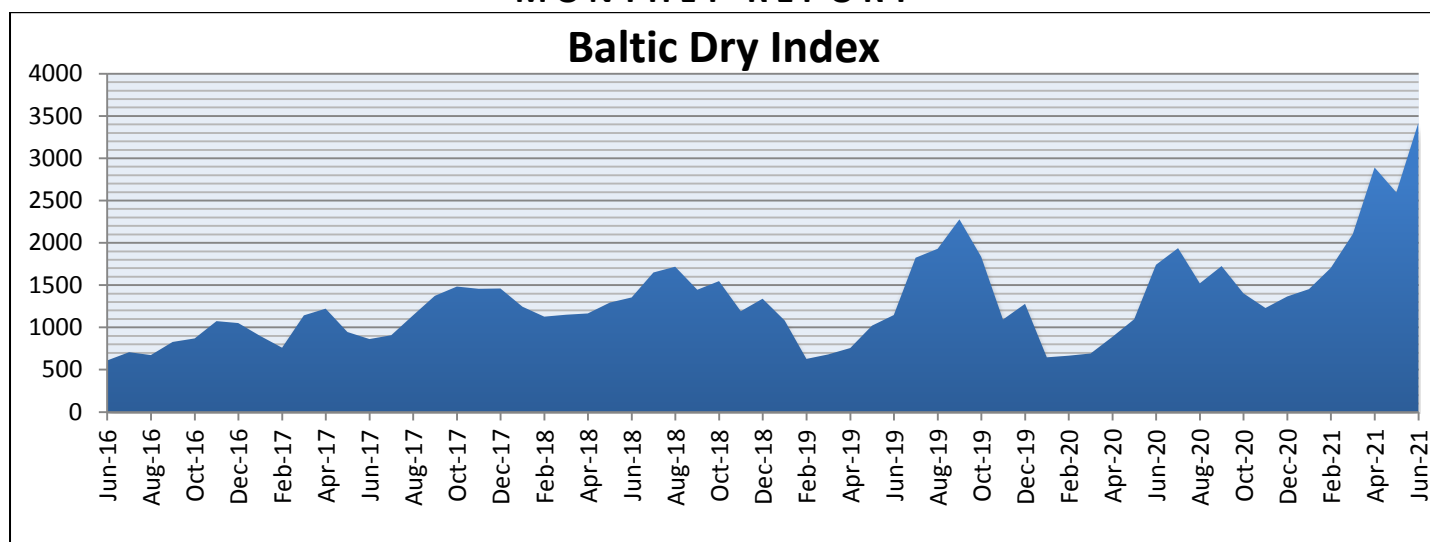
Email Chartering : chartering@atheniansa.gr

www.atheniansa.gr

June 2021

MONTHLY REPORT

Baltic Dry Index



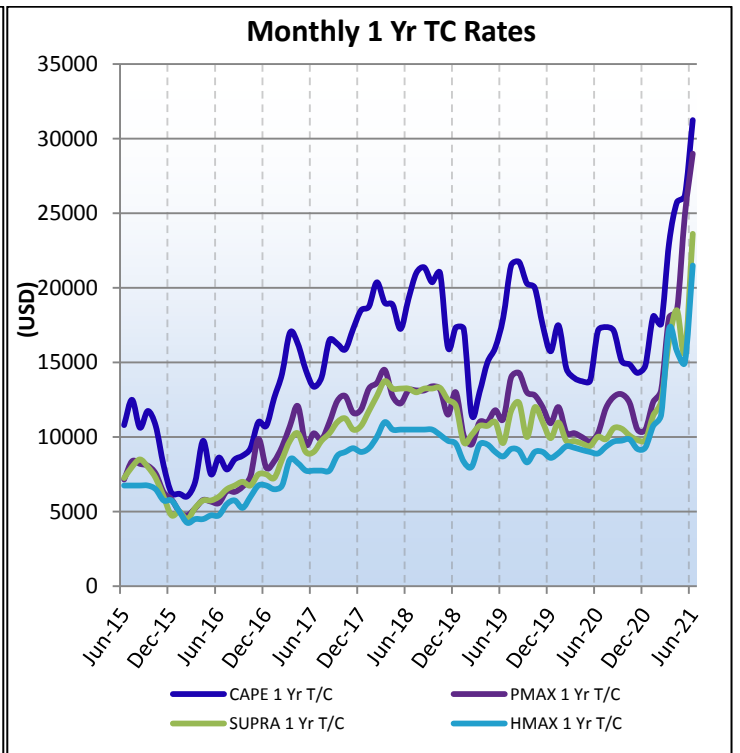
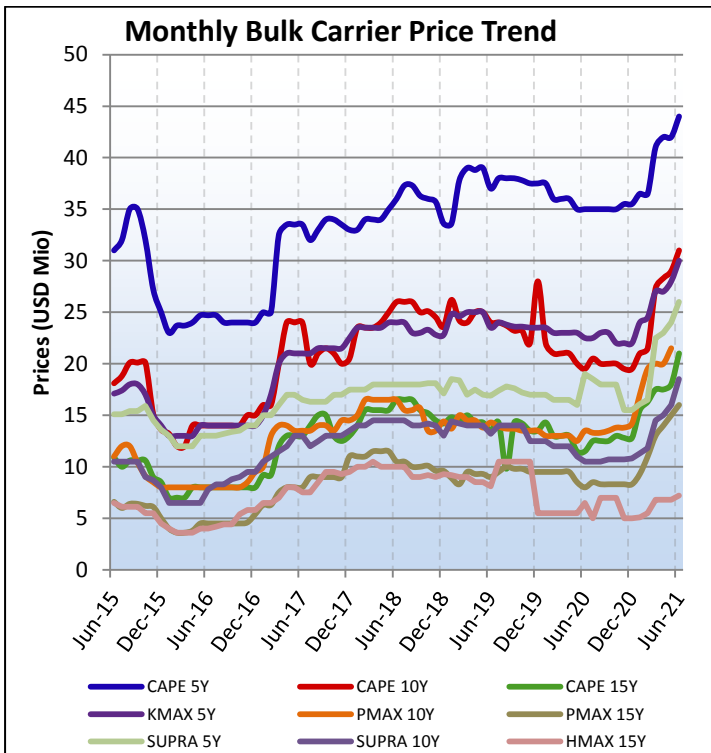
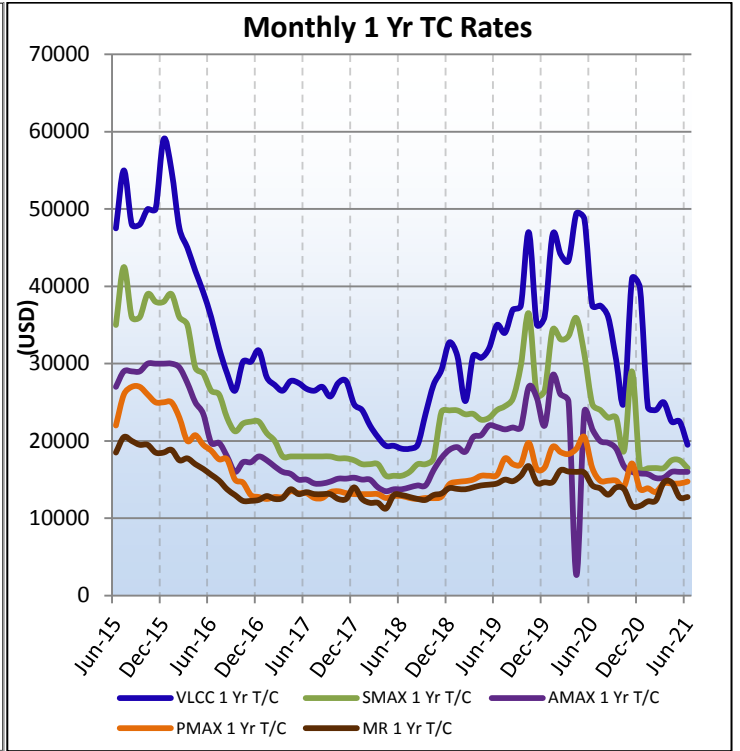
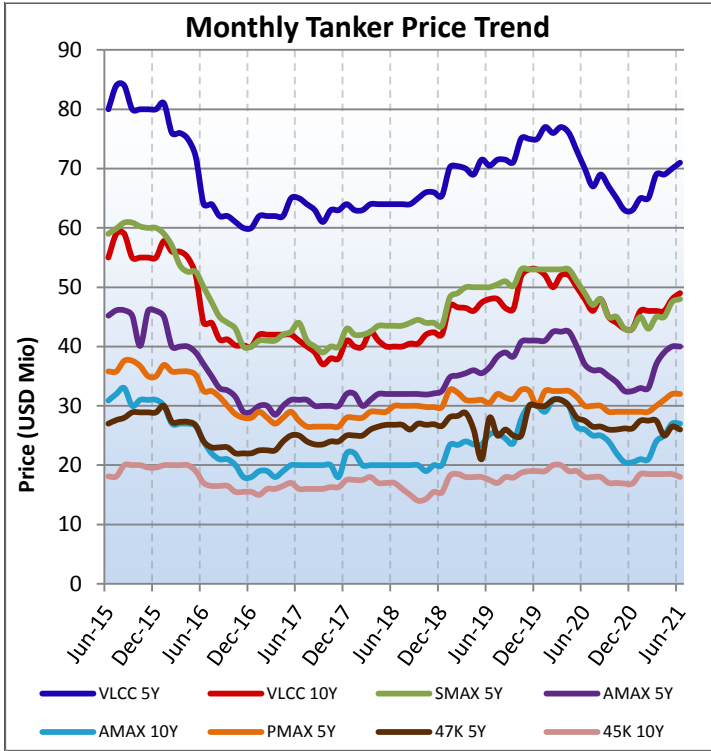
PRICES TANKERS (\$ MIO)

* Prices reflect Year's End	2015	2016	2017	2018	2019	2020	Jun-21
VLCC 5Y	80	60	64	63	75	63	71
VLCC 10Y	55	40	41	40	53	43	49
SUEZMAX 5Y	60	40	43	42	53	43	48
AFRAMAX 5Y	46	29	32	32	41	32.5	40
AFRAMAX 10Y	31	18	22	22	30	20.5	27
PANAMAX 5Y	35	28	28	28	30	29	32
47K 5Y	28.9	22	25	27.5	30	26	26
45K 10Y	19.6	15.5	17.5	16.5	19	17	18

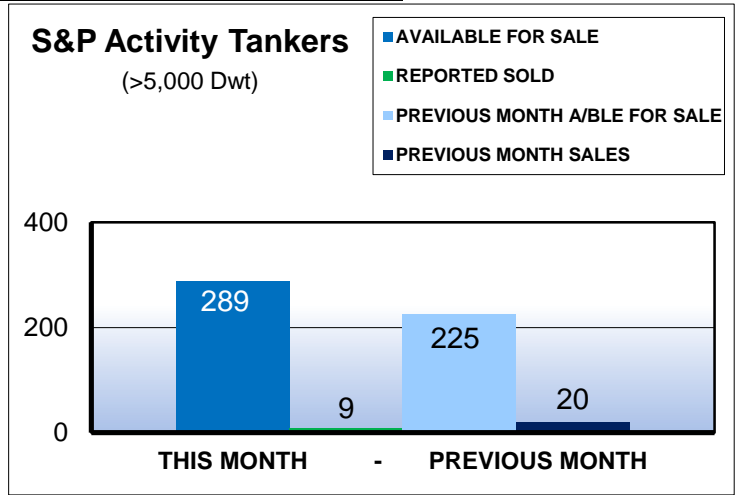
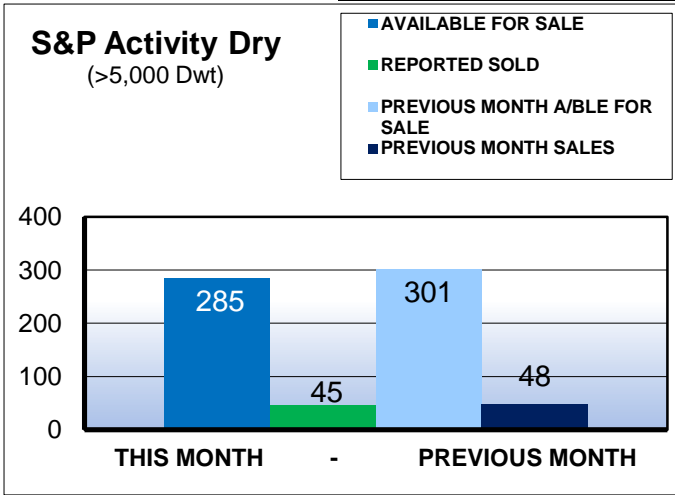
PRICES BULKERS (\$ MIO)

* Prices reflect Year's End	2015	2016	2017	2018	2019	2020	Jun-21
CAPE SIZE 5Y	25	24	33	33	37.5	35.5	44
CAPE SIZE 10Y	13.6	15	20.5	23.5	22	19.5	31
CAPE SIZE 15Y	8.5	8	13	14	13.5	12.8	21
KAMSARMAX 5Y	14	14	22.5	23.5	23.5	22	30
KAMSARMAX 10Y	8.5	8.5	14.5	14.5	13.5	12.7	21.5
PANAMAX 15Y	5	5.4	11	9	9.5	8.3	16
PANAMAX 20Y	3.6	3.6	6.5	6.5	6	5.7	9
SUPRAMAX 5Y	13.6	14	17.5	18	17	15.5	26
SUPRAMAX 10Y	8	9.5	13.5	14	12.5	10.8	18.5
HANDYMAX 15Y	4.5	5.8	9.5	10.5	5.5	5	7.2
HANDYMAX 20Y	3.5	2.8	6.5	6.5	4.5	4.2	6.3

SECOND HAND SALES & CHARTER FIXTURE TRENDS

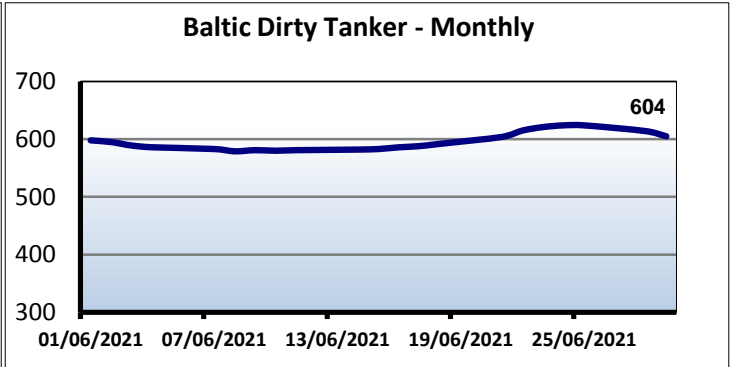
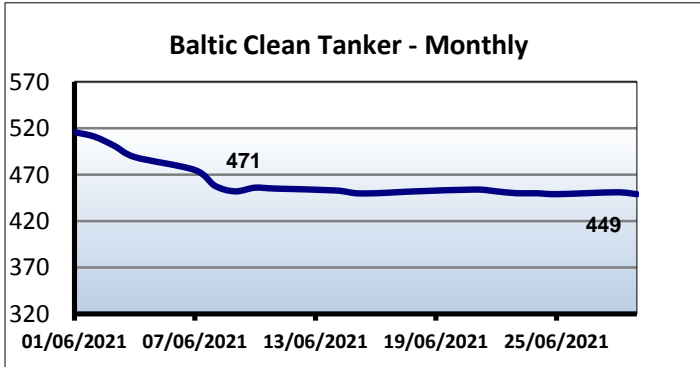
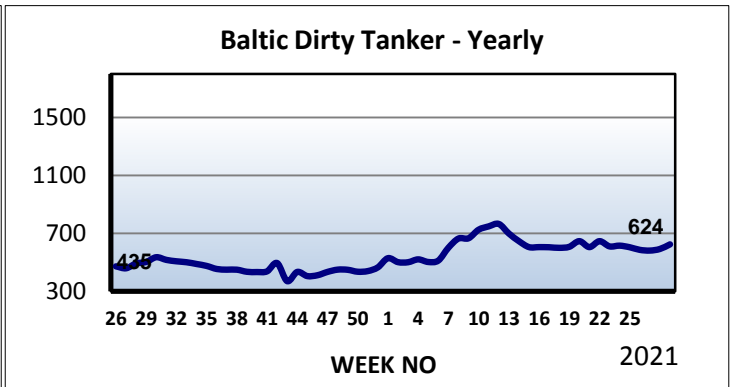
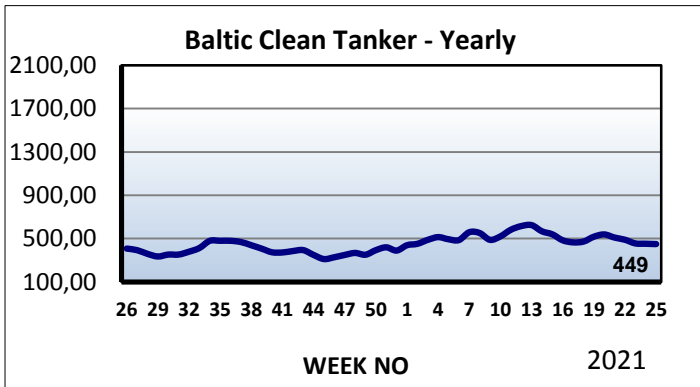


SECOND HAND TONNAGE MARKET



*Excluding demolition sales

Sale and Purchase Market							
Ship Type	Jan-21	Feb-21	Mar-21	Apr-21	May-21	Jun-21	Total
BULK	66	92	86	52	48	45	389
TANK	30	31	37	36	20	9	163
GAS	3	2	5	2	1	0	13
CONT	20	43	32	23	21	42	181
TWEEN/MPP	0	0	0	0	1	0	1
REEF	0	0	0	0	0	0	0
RORO	2	0	0	0	0	0	2
FERRY	0	0	0	0	0	0	0
CRUISE	3	0	0	0	0	0	3
Total	124	168	168	113	91	96	752



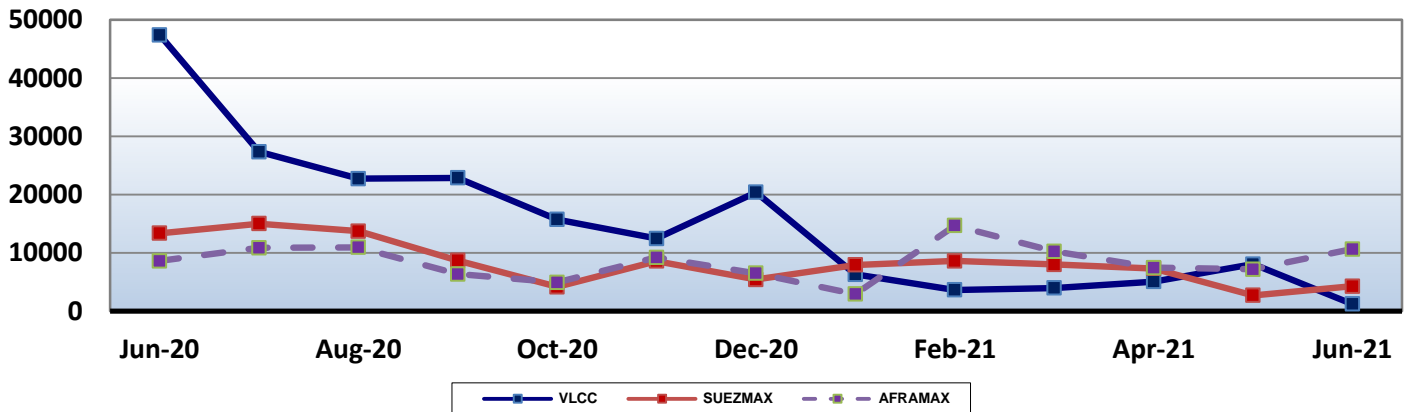
TANKER SALES

NAME	DWT	BLT	PRICE \$ (MIO)	BUYER
IPARI M	3434	2002 ITALY	3	RUSSIAN
MENTOR	13013	2007 KOREA	5.5	INDIA
SALAMINIA	47407	2007 JAPAN	9.5	UNDISCLOSED
LARA	50655	2007 KOREA	10.8	IMS
CHAMPION PLEASURE	105852	2008 JAPAN	18.1	GREEK
SKS SATILLA	158843	2006 KOREA	24	UNDISCLOSED
NEW CENTURY	299031	2004 JAPAN	30.2	UNDISCLOSED
ATHENIAN VICTORY	317441	2009 KOREA	42.5	EUROTANKERS

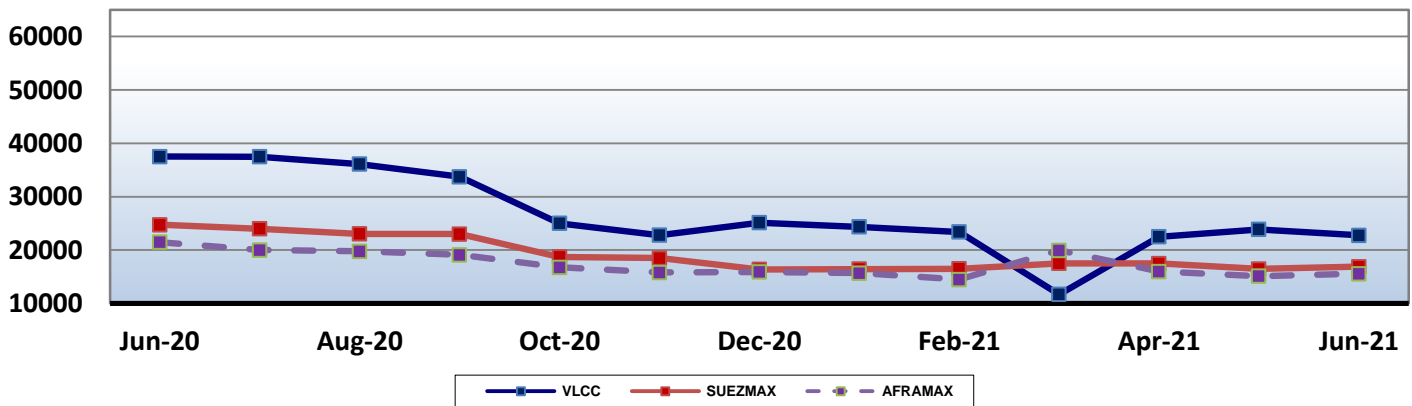
GAS SALES

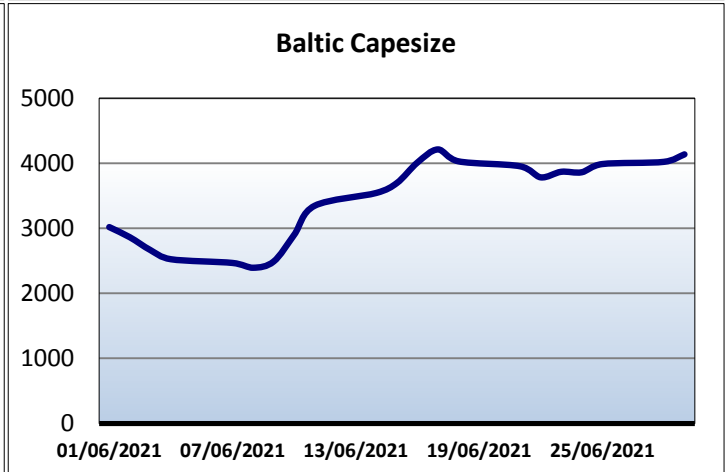
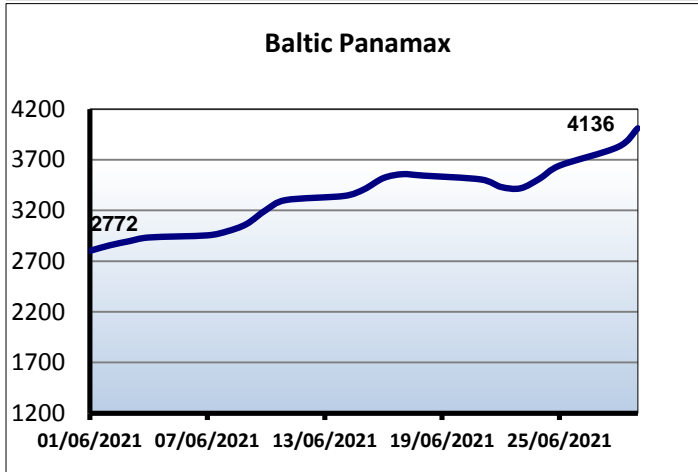
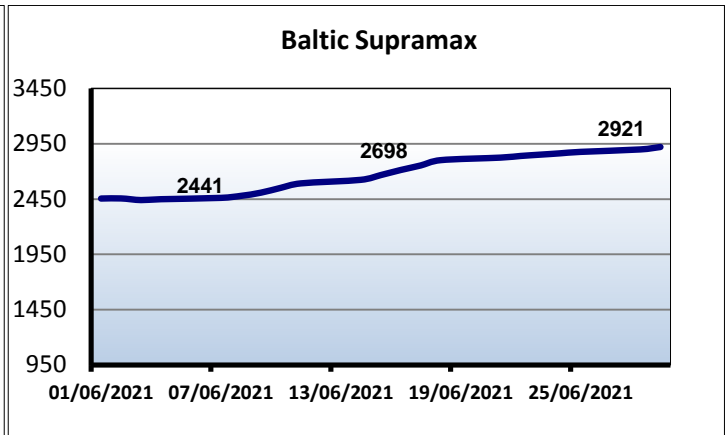
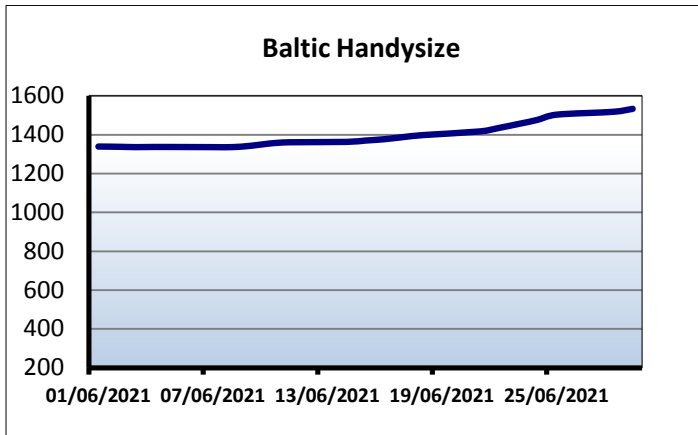
NAME	DWT	BLT	CBM	PRICE \$ (MIO)	BUYER
-	-	-	-	-	-

Spot Market - Tankers



Period Market - Tankers 1 Year T/C



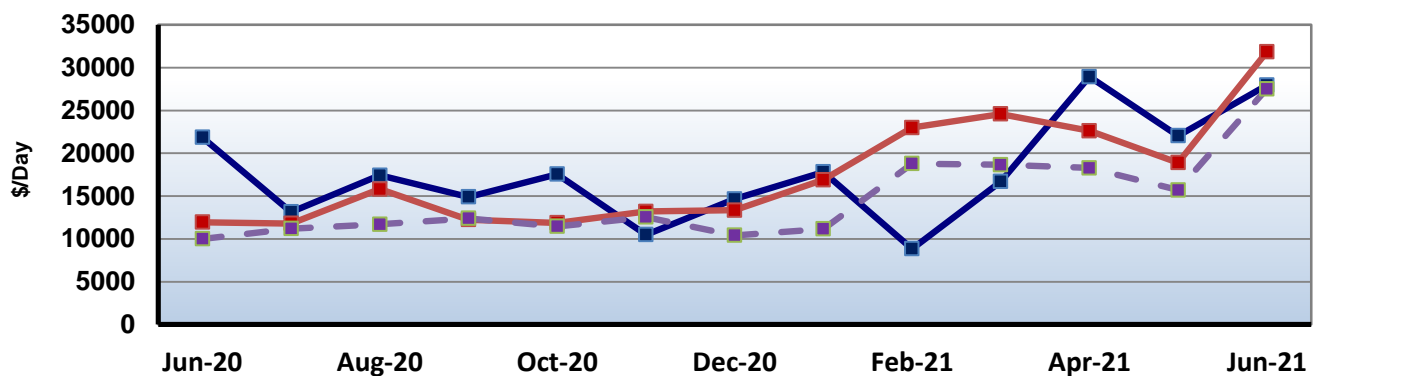


BULKER SALES

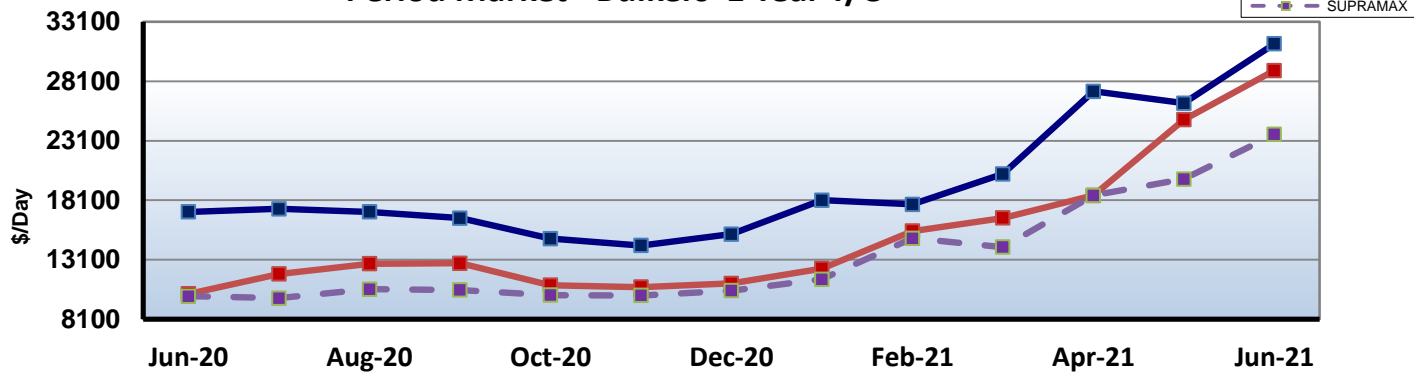
NAME	DWT	BLT	GEAR	PRICE \$ (MIO)	BUYER
PUFFY	11500	2009 CHINA	2X25	2.5	NAVALMAR
LALINDE	18909	2006 JAPAN	3X30.5	6.8	UNDISCLOSED
RAEDA	23544	1997 JAPAN	4X30	5	UNDISCLOSED
CLIPPER LIS	28321	2009 JAPAN	4X30.5	140.45	ENBLOC BSS ▼
CLIPPER TARPON	30427	2010 CHINA	4X30	-	CDB LEASING
CLIPPER TRIUMPH	30472	2009 CHINA	4X30	-	BBHP BSS (PRICE TOTAL)
CLIPPER TALENT	30475	2009 CHINA	4X30	-	
CLIPPER ALEXANDRIA	32535	2010 CHINA	4X30.5	-	
CLIPPER AEGINA	32691	2010 CHINA	4X30.5	-	
CLIPPER APOLLONIA	32755	2010 CHINA	4X30.5	-	
CLIPPER BRUNELLO	58433	2012 KOREA	4X30	-	
CLIPPER BAROLO	58444	2011 KOREA	4X30	-	
CLIPPER KYTHIRA	63273	2015 CHINA	4X45	-	
CLIPPER KALAVRYTA	63325	2015 CHINA	4X45	-	
GRACE OCEAN	33296	2013 JAPAN	4X30	15.4	GREEK
SPRING SCENERY	33847	2013 CHINA	4X30	14.5	GREEK
ASIAN PEARL II	35239	2009 CHINA	4X30.5	9.95	ENBLOC BSS ▼
ASIAN PEARL VIII	35283	2009 CHINA	4X30.5	9.95	UNDISCLOSED
ASIAN PEARL I	35283	2010 CHINA	4X30.5	9.95	(PRICE EACH)
ASIAN PEARL VII	35283	2009 CHINA	4X30.5	9.95	
INTER LINK COMITY	37300	2012 CHINA	4X30	12.75	UNDISCLOSED
POLA IIARIA	37495	2010 CHINA	4X30	12.75	GERMAN
YOU & ISLAND	38309	2011 JAPAN	4X30.5	15	TAYLOR MARITIME
TERN	50209	2003 JAPAN	4X30	9.7	CHINESE
MADONNA III	53390	2007 CHINA	4X36	11	UNDISCLOSED
NORD OLIVE	56108	2014 JAPAN	4X30	22.5	TURKISH
STAR ERACLE	58018	2012 CHINA	4X35	15.5	UNDISCLOSED

BULK TITAN	58090	2009	PHILIPPINES	4X30	16	GREEK
AMAMI K	58613	2012	JAPAN	4X30.5	19.4	UNDISCLOSED
DONAU K	58682	2012	JAPAN	4X30.5	19.6	CHINESE
WHITE HAWK	61360	2012	JAPAN	4X30	21	UNDISCLOSED
CANBERRA	75413	2001	JAPAN	-	9.5	UNDISCLOSED
KAGARA	78129	2013	JAPAN	-	22	GREEK
ECLIPSE	79474	2010	CHINA	-	16.75	STERLING SHIPPING
XIN FENG	79700	2010	CHINA	-	16.5	GREEK
OCEAN SAGA	81499	2015	CHINA	-	22	TAIWANESE
PEAK LIBERTY	81837	2015	JAPAN	-	51	ENBLOC BSS ▼
PEAK PEGASUS	82026	2013	JAPAN	-	-	EUROPEAN (PRICE TOTAL)
CECILIA B	82017	2012	JAPAN	-	24	UNDISCLOSED
RICH FUTURE	82197	2013	JAPAN	-	22.6	GERMAN
KUMANO MARU	106507	2008	JAPAN	-	18.5	UNDISCLOSED

Spot Market - Bulkers



Period Market - Bulkers 1 Year T/C



CONTAINER SALES

NAME	DWT	BLT	GEAR	TEU	PRICE \$ (MIO)	BUYER
ELKE	11023	2005 CHINA	-	956	-	UNDISCLOSED
CONTSHIP HUB	12895	2003 ROMANIA	2X40	1102	14	ENBLOC BSS ▼
CONTSHIP GEM	12895	2003 UKRAINE	2X45	1102	-	MSC (PRICE TOTAL)
BOMAR REBECCA	13760	2008 CHINA	2X45	1118	233.9	ENBLOC BSS ▼
BOMAR RESOLVE	33074	2005 GERMAN	3X45	2524	-	GLOBAL SHIP LEASE
RAVEL	34086	2014 CHINA	3X45	2546	-	(PRICE TOTAL)
BEETHOVEN	34116	2012 CHINA	3X45	2546	-	
HAYDN	37882	2006 GERMAN	-	2742	-	
BOMAR BELLINI	39276	2007 KOREA	-	2824	-	
MOZART	39339	2007 KOREA	-	2824	-	
BOMAR HAMBURG	39358	2006 KOREA	-	2824	-	
BOMAR BEIJING	45651	2013 CHINA	4X45	3405	-	
NORDIC MACAU	45651	2014 CHINA	4X45	3421	-	
BOMAR ROSSI	46131	2012 CHINA	3X45	3451	-	
NORDIC HONGKONG	46579	2013 CHINA	4X45	3400	-	
BOMAR MILIONE	53641	2008 KOREA	-	4363	-	
FSL KOLKATA	22700	2020 CHINA	-	1500	-	ENBLOC BSS ▼
FSL COLOMBO	22970	2020 CHINA	-	1500	-	CNAN MED SPA
FS IPANEMA	25902	2009 CHINA	2X40	1794	-	UNDISCLOSED
MERATUS JAYAPURA	28352	1997 KRS	4X40	2113	-	UNDISCLOSED
NORDBALTIC	33767	2003 GERMAN	3X45	2478	-	MSC
ATLANTIC OCEAN	34295	2009 CHINA	3X45	2578	58	ENBLOC BSS ▼
SONGA HAYDN	42002	2010 CHINA	-	3534	-	MSC (PRICE TOTAL)
OREGON TRADER	34409	2006 GERMAN	3X45	2490	-	MSC
SPRING MAS	37087	2002 JAPAN	-	2607	29	MSC
X-PRESS KHYBER	38096	2007 GERMAN	-	2702	24.5	EUROPEAN
FRISIA OSLO	39268	2007 KOREA	-	2824	60	ENBLOC BSS ▼
FRISIA GOTEBOG	39345	2006 KOREA	-	2824	-	EUROPEAN (PRICE TOTAL)
SAFEEN TIGER	39332	2007 KOREA	-	2824	-	
SCIO SKY	39307	2002 POLAND	3X45	2732	-	UNDISCLOSED
AUTUMN E	46309	2008 KOREA	-	3586	60	ENBLOC BSS ▼
NORDSUMMER	46321	2007 KOREA	-	3586	-	CMA CMG (PRICE TOTAL)
ALABAMA	50157	2010 CHINA	-	4250	35	MSC
SCHUBERT	51687	2010 KOREA	-	4300	-	MSC
HAWK HUNTER	51744	2009 KOREA	-	4255	-	UNDISCLOSED
CORNELIA I	63069	2010 CHINA	-	5100	-	UNDISCLOSED
BLANDINE	65700	2009 CHINA	-	5301	42	MAERSK
KOWLOON BAY	66597	2004 KOREA	-	5018	42.5	MSC
SYDNEY TRADER	67222	2005 KOREA	-	5047	42	UNDISCLOSED

Ro-Pax / Fast Ferries SALES

NAME	GT	BLT	Pax	PRICE \$ (MIO)	BUYER
-	-	-	-	-	-

CRUISE SALES

NAME	GT	BLT	Pax	PRICE \$ (MIO)	BUYER
-	-	-	-	-	-

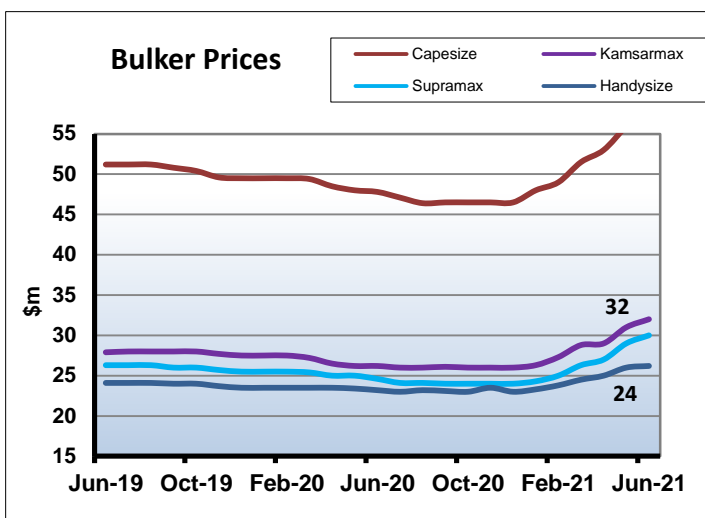
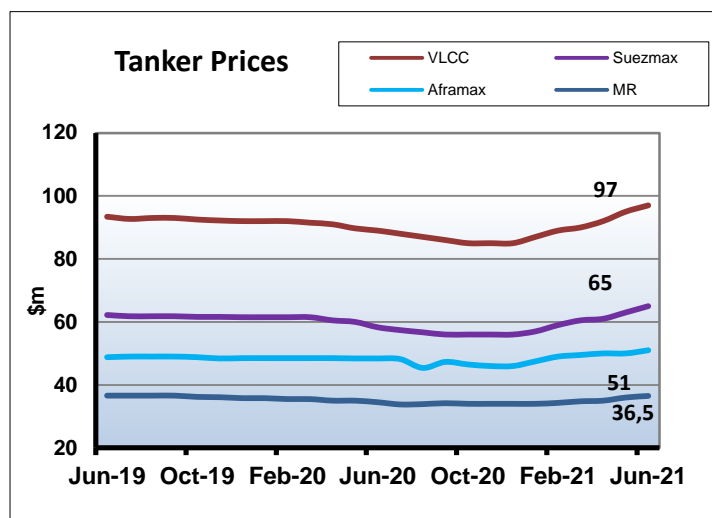
Ro-Ro SALES

<i>NAME</i>	<i>GT</i>	<i>BLT</i>	<i>Pax</i>	<i>PRICE \$ (MIO)</i>	<i>BUYER</i>
-	-	-	-	-	-

OFFSHORE SALES

<i>NAME</i>	<i>GT</i>	<i>BLT</i>	<i>BOLL. PULL</i>	<i>PRICE \$ (MIO)</i>	<i>BUYER</i>
-	-	-	-	-	-

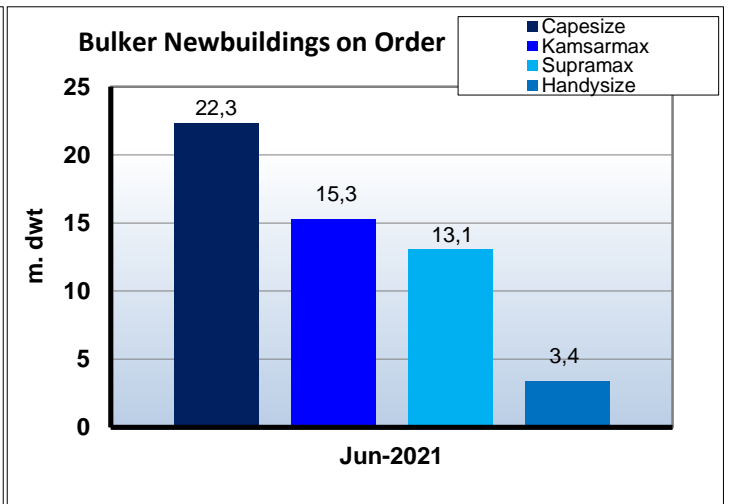
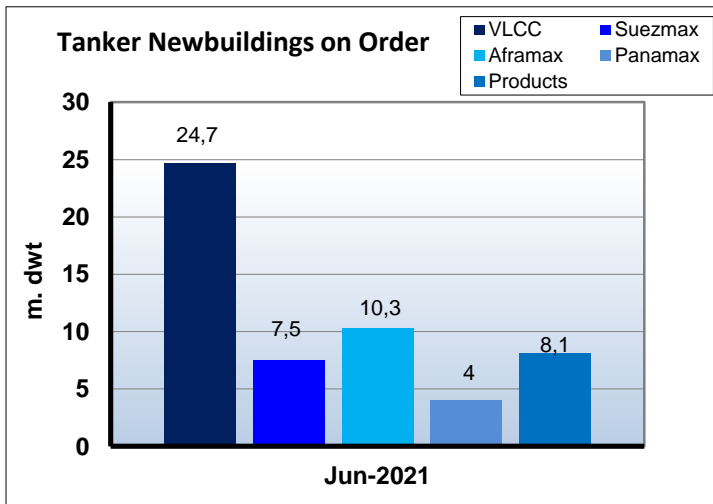
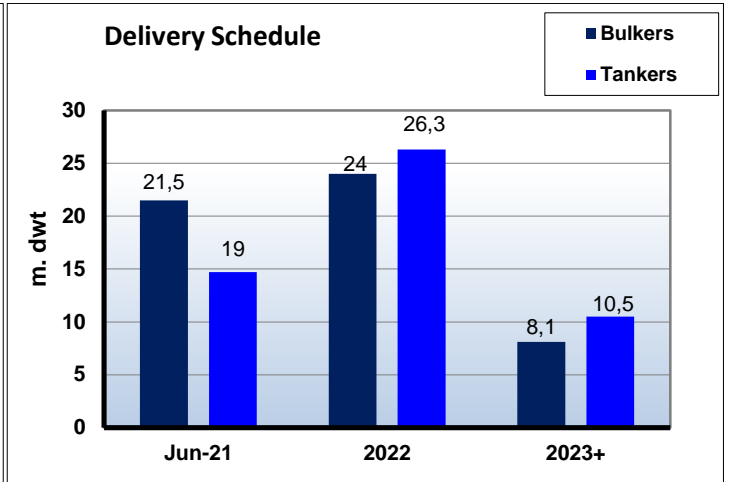
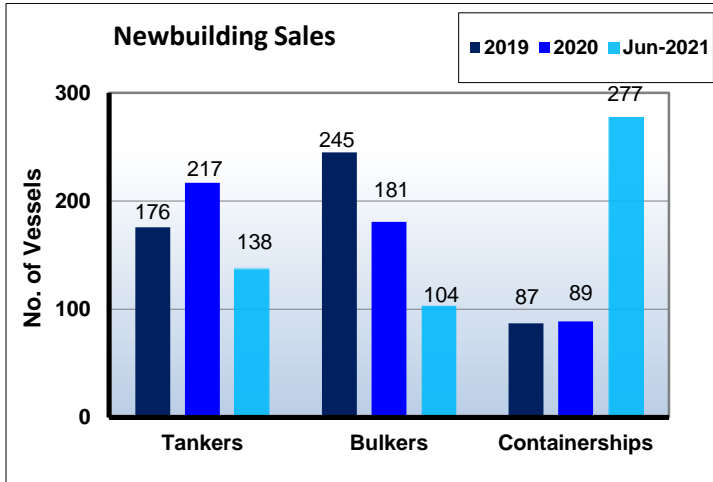
NEW BUILDING MARKET AND REPORTED CONTRACTS



Dry Bulk Orderbook				
Ship Type	2021	2022	2023+	Total
Capesize	83	36	6	125
Kamsarmax	128	44	6	178
Supra/Hmax	125	73	0	198
Handies	97	25	4	126
Total	433	176	14	627

Tanker Orderbook				
Ship Type	2021	2022	2023+	Total
ULCC/VLCC	35	36	13	84
Suezmax	28	31	5	64
Aframax	61	34	12	107
Panamax	8	2	0	10
MR + Small	150	65	8	223
Total	282	167	34	489

LPG Orderbook				
Ship Type	2021	2022	2023+	Total
VLGC	26	16	14	56
LGC	0	0	0	0
MR	7	15	20	43
Handy	8	6	4	18
Small	15	0	0	15
Total	56	37	17	132



DWT in Thousands	Newbuilding Historical Prices (\$m)													
	Jun-21	2020	2019	2018	2017	2016	2015	2014	2010	2005	2000	1995	1990	1985
Tankers														
320 DWT ¹	97	85.5	95.6	92.4	81.5	84.5	93.7	97.3	104.8	120	76.5	85.3	87.4	² 38.2
170 DWT ¹	65	57	71.7	60.6	55	54.5	63	65.5	66.3	71.5	52.5	54	66.1	² 28.2
115 DWT ¹	51	46.5	55.1	48.1	44	44.5	52	53.6	56	58	41.5	43.3	53.2	² 18.1
50 DWT ¹	36	34	38.8	36.7	33.8	32.5	35.4	36.8	36.1	43	29.5	33.2	³ 32.1	³ 13.3
Bulkers														
185 DWT ¹	59	46.5	51.8	50.4	44	42	46	54.2	57.2	58.5	40.5	42.3	60.2	29.3
83 DWT ¹ ♦	32	26	30.6	28.1	25.5	24.5	25.7	29	34.3	36	22.5	27.9	30	13.4
64 DWT♦	30	24	27.4	26.2	24	22.3	24.1	27.2	31.1	31	20.5	24.1	25.3	12.4
35 DWT♦	26.5	23	22.6	23.9	22	19.5	20.3	22.8	26.3	25.5	15	19.2	21.3	9.7

¹ Before 2001 sizes to read 280,000 - 140,000 - 95,000 - 40,000 respectively for tankers and 150,000 - 69,000 for Bulkers ² Single Hull
³ 30,000 DWT ♦Prior 2017 to read 73 – 76k dwt, 45k dwt & 30k dwt
 (note: above is for vessels built Japan / Korea, you should also consider US\$ / Yen / Won relation for the years mentioned)

Newbuilding Orders

TYPE	DWT	BUILDER	DELIVERY	PRICE \$	OWNER	NOTES
Container	13000	Dae Sun Shipbuilding	Jan 2023	19.20	SITC	
Container	13000	Dae Sun Shipbuilding	Feb 2023	19.20	SITC	
Container	13000	Dae Sun Shipbuilding	May 2023	19.20	SITC	
Container	13000	Dae Sun Shipbuilding	Apr 2023	19.20	SITC	
Container	13000	Dae Sun Shipbuilding	Oct 2023	19.20	SITC	
Container	13000	Dae Sun Shipbuilding	Jun 2023	19.20	SITC	
Container	13000	Dae Sun Shipbuilding	Aug 2023	19.20	SITC	
Container	13000	Dae Sun Shipbuilding	Dec 2023	19.20	SITC	
Container	13000	Dae Sun Shipbuilding	2024	19.20	SITC	Option
Container	13000	Dae Sun Shipbuilding	2024	19.20	SITC	Option

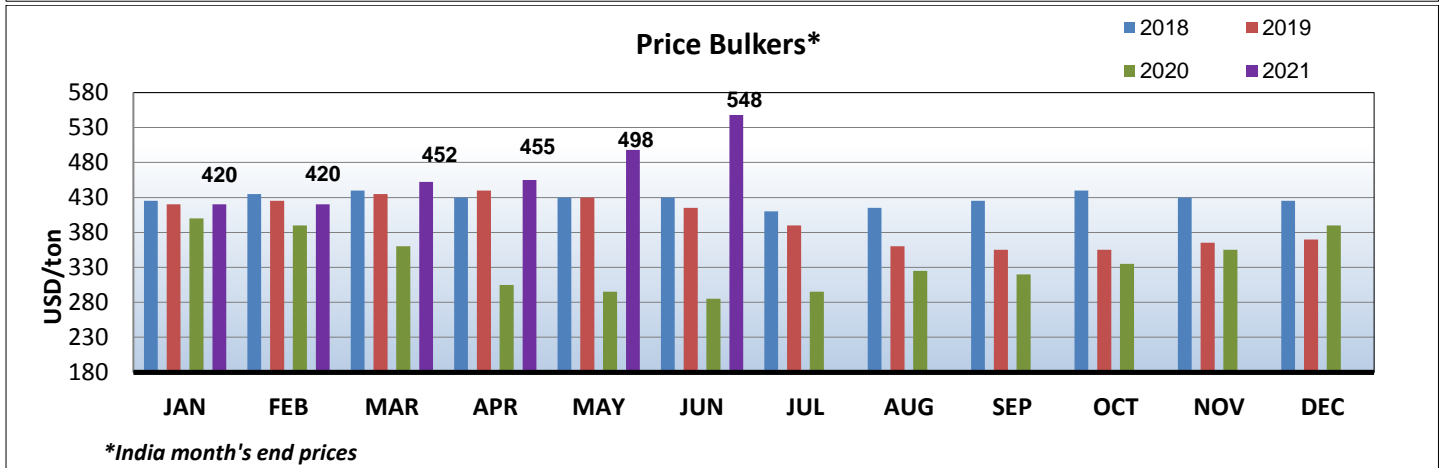
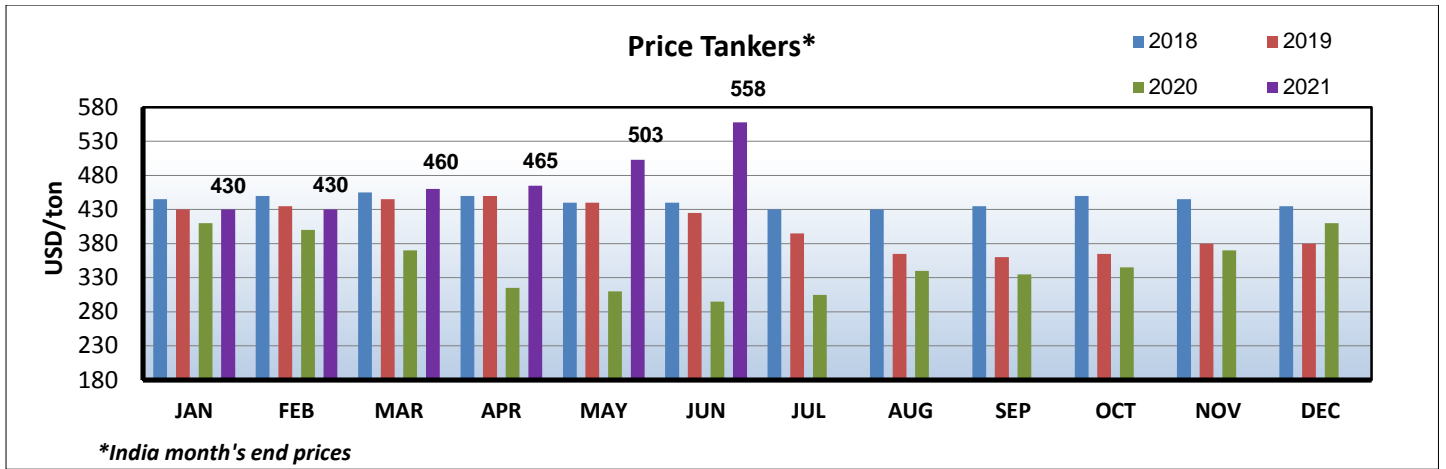
LNG & Oil Bunker	3300	Taizhou Wuzhou	Aug 2023			Kanfer Shipping	
LNG & Oil Bunker	3300	Taizhou Wuzhou	Nov 2023			Kanfer Shipping	
LNG & Oil Bunker	3300	Taizhou Wuzhou	2024			Kanfer Shipping	Option
LNG & Oil Bunker	3300	Taizhou Wuzhou	2024			Kanfer Shipping	Option
Bulk	100000	Oshima Shipbuilding	2023			U-Ming Marine	
Bulk	100000	Oshima Shipbuilding	2023			U-Ming Marine	
LPG	60000	Hyundai Samho HI	Jul 2023			Evalend Shipping	
Tanker	112000	Sumitomo (Yokosuka)	Aug 2022			Lundqvist Rederierna	
LPG	55000	Hyundai Samho HI	Apr 2023			Hyundai LNG Shipping	
Container	37000	Hyundai Mipo	Feb 2023	37.20		Tsakos Shpg & Trdg	
Container	37000	Hyundai Mipo	Apr 2023	37.20		Tsakos Shpg & Trdg	
Chem & Oil	50000	Hyundai Mipo	Oct 2022	36.40		STX Marine Service	
Chem & Oil	50000	Hyundai Mipo	Dec 2022	36.40		STX Marine Service	
Chem & Oil	26300	Fukuoka SB	Aug 2023			Fairfield Chemical	
Chem & Oil	26300	Fukuoka SB	Nov 2023			Fairfield Chemical	
Chem & Oil	26300	Fukuoka SB	2024			Fairfield Chemical	
Chem & Oil	26300	Fukuoka SB	2024			Fairfield Chemical	
Chem & Oil	26300	Fukuoka SB	2024			Fairfield Chemical	
Chem & Oil	26300	Fukuoka SB	2024			Fairfield Chemical	
Pass/Car/F		Tersan SB	Apr 2023			Fjprd1 AS	
Pass/Car/F		Tersan SB	Jun 2023			Fjprd1 AS	
Chem & Oil	50000	Hyundai Mipo	Jan 2023	37		Unknown	
Chem & Oil	50000	Hyundai Mipo	Feb 2023	37		Unknown	
Chem & Oil	50000	Hyundai Mipo	Feb 2023	37		Unknown	
Chem & Oil	50000	Hyundai Mipo	Mar 2023	37		Unknown	
Tanker	158000	Hyundai Samho HI	Aug 2023	66.40		Euronav NV	
Tanker	158000	Hyundai Samho HI	Nov 2023	66.40		Euronav NV	
Tanker	158000	Hyundai Samho HI	Feb 2024	66.40		Euronav NV	
LPG	62000	Jiangnan SY Group	Jan 2024	78.90		Jovo Energy	
LPG	55000	Hyundai HI (Ulsan)	2023			BGN	
LPG	55000	Hyundai HI (Ulsan)	2023			BGN	
LPG	30000	Hyundai Mipo	Aug 2023			Unknown	
Container	140000	Samsung HI	May 2023	118.50		Wan Hai Lines	
Container	140000	Samsung HI	Aug 2023	118.50		Wan Hai Lines	
Container	140000	Samsung HI	Nov 2023	118.50		Wan Hai Lines	
PCC	20000	CMJL(Nanjing)	2024			Eastern Pacific Shpg	
PCC	20000	CMJL(Nanjing)	2024			Eastern Pacific Shpg	
PCC	20000	CMJL(Nanjing)	2024			Eastern Pacific Shpg	
PCC	20000	CMJL(Nanjing)	2024			Eastern Pacific Shpg	
PCC	20000	CMJL(Nanjing)	2024			Eastern Pacific Shpg	Option
PCC	20000	CMJL(Nanjing)	2024			Eastern Pacific Shpg	Option
LPG	30000	Yangzi-Mitsui SB	Mar 2024			Hartmann Schiffahrts	
LPG	30000	Yangzi-Mitsui SB	2024			Hartmann Schiffahrts	
LPG	30000	Yangzi-Mitsui SB	2024			Hartmann Schiffahrts	
Container	130000	Yangzi xinfu SB	Oct 2022			Seaspan Corporation	
Container	130000	Yangzi xinfu SB	Oct 2022			Seaspan Corporation	
LNG	96000	Hyundai HI (Ulsan)	Oct 2023	193.90		Unknown	
LNG	96000	Hyundai HI (Ulsan)	Oct 2023	193.90		Unknown	
Tanker	300000	Hyundai Samho HI	Jun 2023	93.80		Euronav NV	
Container	220000	Daewoo (DSME)	2024	165.60		Hapag-Lloyd Cont	
Container	220000	Daewoo (DSME)	2024	165.60		Hapag-Lloyd Cont	
Container	220000	Daewoo (DSME)	2024	165.60		Hapag-Lloyd Cont	
Container	220000	Daewoo (DSME)	2024	165.60		Hapag-Lloyd Cont	
Container	220000	Daewoo (DSME)	2024	165.60		Hapag-Lloyd Cont	
Container	220000	Daewoo (DSME)	2024	165.60		Hapag-Lloyd Cont	
LPG	60000	Hyundai HI (Ulsan)	2023	193.90		Unknown	
LPG	60000	Hyundai HI (Ulsan)	2023	193.90		Unknown	
LPG	60000	Hyundai Samho HI	Oct 2023	93.80		Evalend Shipping	

DEMOLITION MARKET

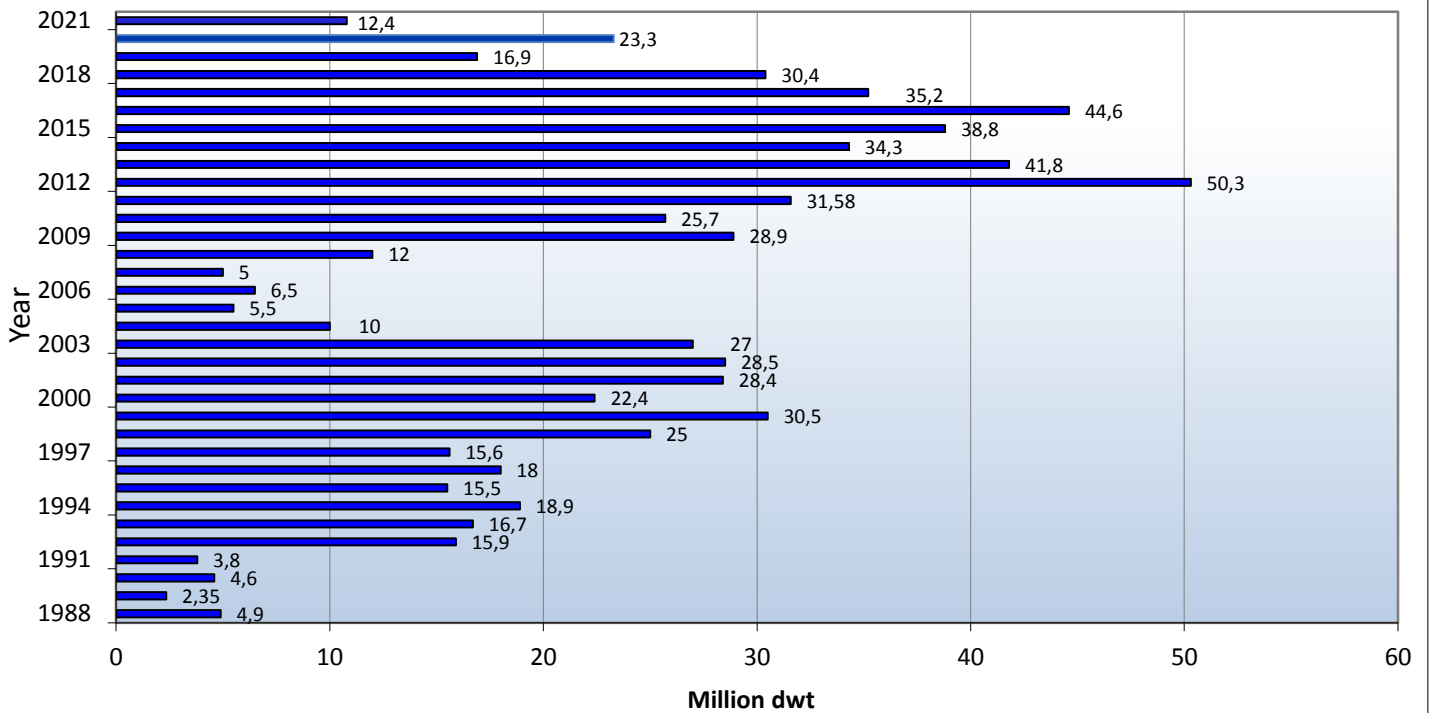
* MONTH'S END PRICES

Demolition Prices		
	Gen Cargo	Tanker
India	USD 548/lt Ldt	USD 558/lt Ldt
Bangladesh	USD 555/lt Ldt	USD 570/lt Ldt
Pakistan	USD 560/lt Ldt	USD 573/lt Ldt
Turkey	USD 290/lt Ldt	USD 310/lt Ldt

Demolition Historical Data

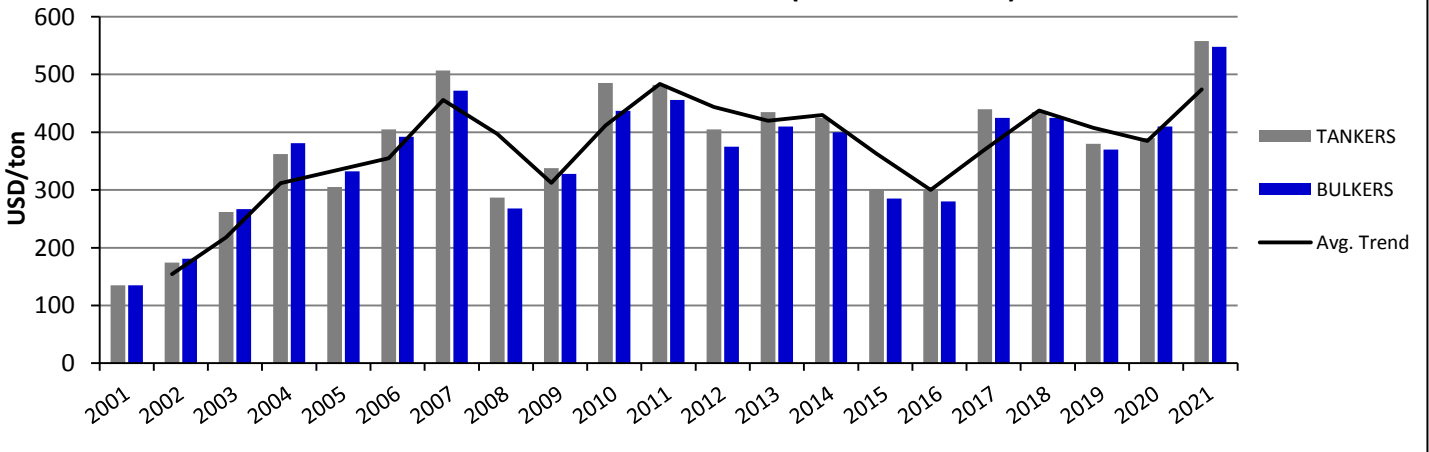


Total Demolition (Dwt)



* Bss reported sales

Historical Demolition Prices (India Year's End)



HISTORICAL DEMOLITION PRICES (*Indian Year's End)

	2003	2004	2005	2006	2007	2008	2009	2010	2011	2012	2013	2014	2015	2016	2017	2018	2019	2020	CURR
TANK	262	362	302	405	507	287	338	485	482	405	435	425	300	300	440	435	380	410	558
BULK	267	381	332	392	472	268	328	437	456	375	410	400	285	280	425	425	370	390	548

India

<i>TYPE</i>	<i>NAME</i>	<i>DWT</i>	<i>BLT</i>	<i>LDT</i>	<i>PRICE \$/LDT</i>	<i>COMMENTS</i>
TUG	LAFORE 800	1135	1983	1268	-	-
TUG	LAFORE 900	1135	1983	1268	-	-
TANK	AMUR	8091	1991	2890	875	STST
TUG	S CAS	2100	1985	-	-	-
REEF	DOLE COSTARICA	11800	1991	8308	585	-
REEF	ICE GLACIER	14933	1988	6614	543	-
RORO	DUBA BRIDGE	4050	1976	7583	-	-

Bangladesh

<i>TYPE</i>	<i>NAME</i>	<i>DWT</i>	<i>BLT</i>	<i>LDT</i>	<i>PRICE \$/LDT</i>	<i>COMMENTS</i>
GAS	MIRACLE ROAD	2999	1995	2045	-	-
TANK	BELOMORSK	3060	1988	2184	-	-
TANK	LUCK GROW 899	4999	1987	-	-	-
TANK	SUNWARD	6174	1990	2328	-	-
TANK	LUCK GROW 888	7087	1985	2296	-	-
TANK	GAGASAN JOHOR	7618	2009	3049	-	-
TANK	POLARIS	11745	1981	4777	-	-
TANK	ORIENT WELL	16839	1998	5218	540	-
BULK	TABERNACLE PRINCE	18520	1984	-	-	-
BULK	ZHEN HUA 17	30126	1985	-	-	-
TANK	JAL SHAKTI	47431	1998	9755	-	-
TANK	CE-NIRIIS	106504	1998	16337	-	-
TANK	MEDAN	152580	1991	20584	-	-
TANK	WIN WIN	170085	2001	20980	580	-

Pakistan

<i>TYPE</i>	<i>NAME</i>	<i>DWT</i>	<i>BLT</i>	<i>LDT</i>	<i>PRICE \$/LDT</i>	<i>COMMENTS</i>
TANK	ABLE II	2261	1992	1016	-	-
TANK	RAMA-1	4990	1985	2345	-	-
TANK	FRACHTIS	15885	1997	5145	-	-
TANK	DUBRA	35930	1999	8392	592	-
TANK	ELKA ANGELIQUE	44781	2001	10176	590	-
TANK	SPLENDOUR EMERALD	45999	1998	9696	-	-
TANK	MIRAGE	46700	1995	9597	-	-
TANK	NEW DIAMOND	299986	2000	38964	-	-

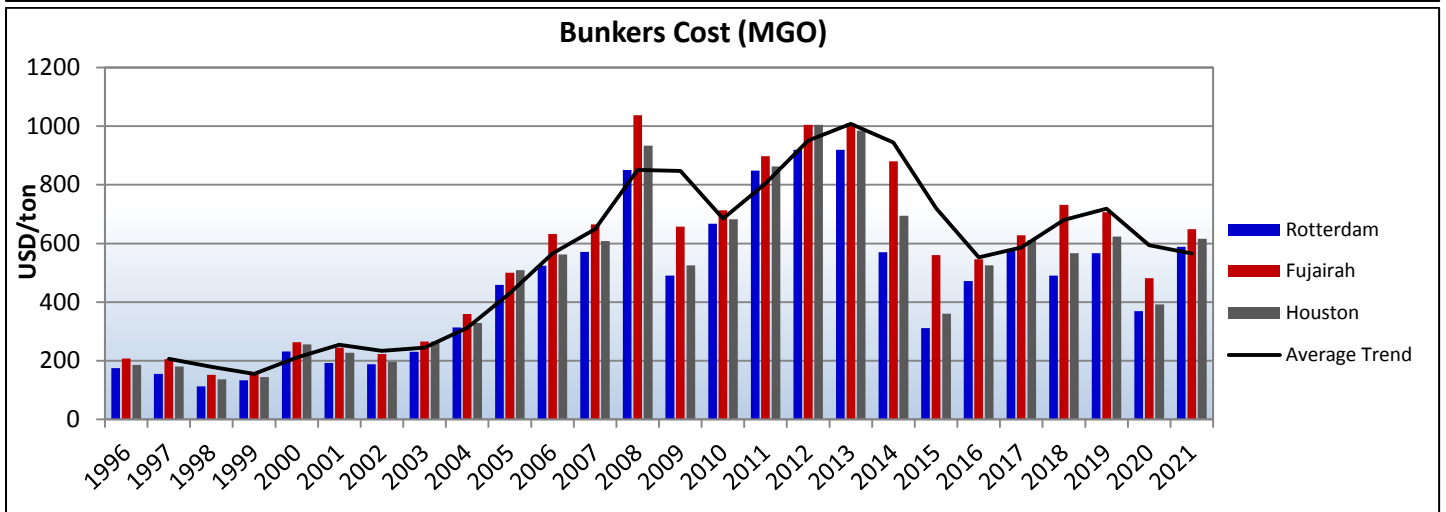
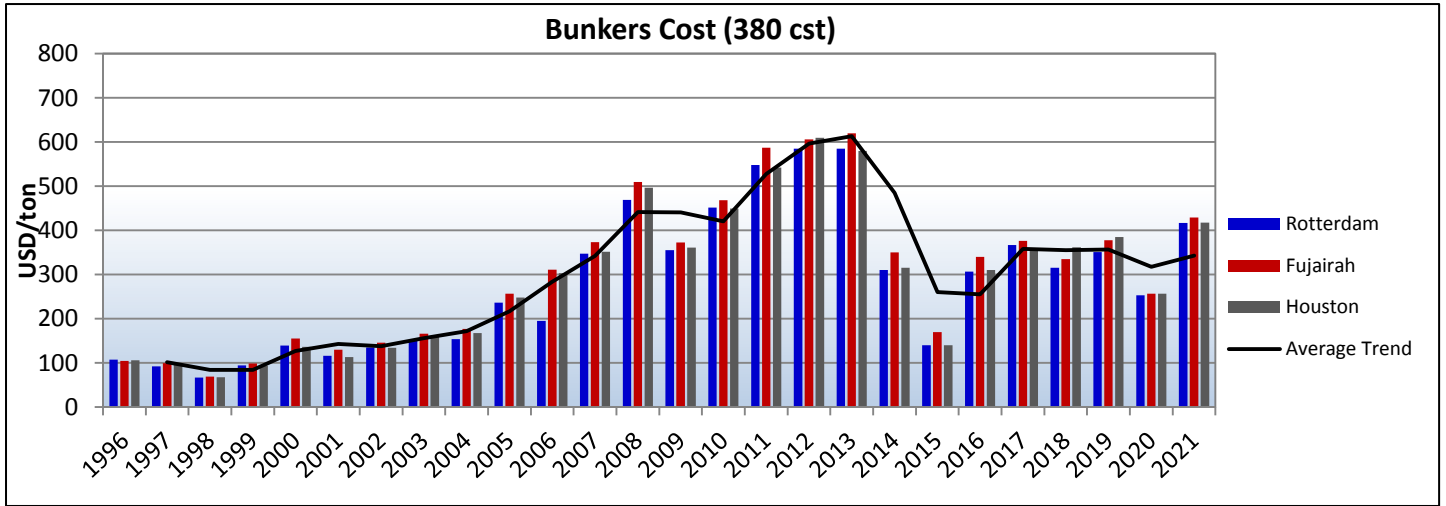
Turkey

<i>TYPE</i>	<i>NAME</i>	<i>DWT</i>	<i>BLT</i>	<i>LDT</i>	<i>PRICE \$/LDT</i>	<i>COMMENTS</i>
FERRY	GSP PHOENIX	891	1995	-	-	-
REEF	NIKA VICTORY	2099	1987	-	-	-
GAS	B GAS COMMANDER	2335	1996	1463	-	-
BULK	SEA CRUISER 1	3184	1989	-	-	-
TUG	ALCYON A	1000	1981	-	-	-

Other

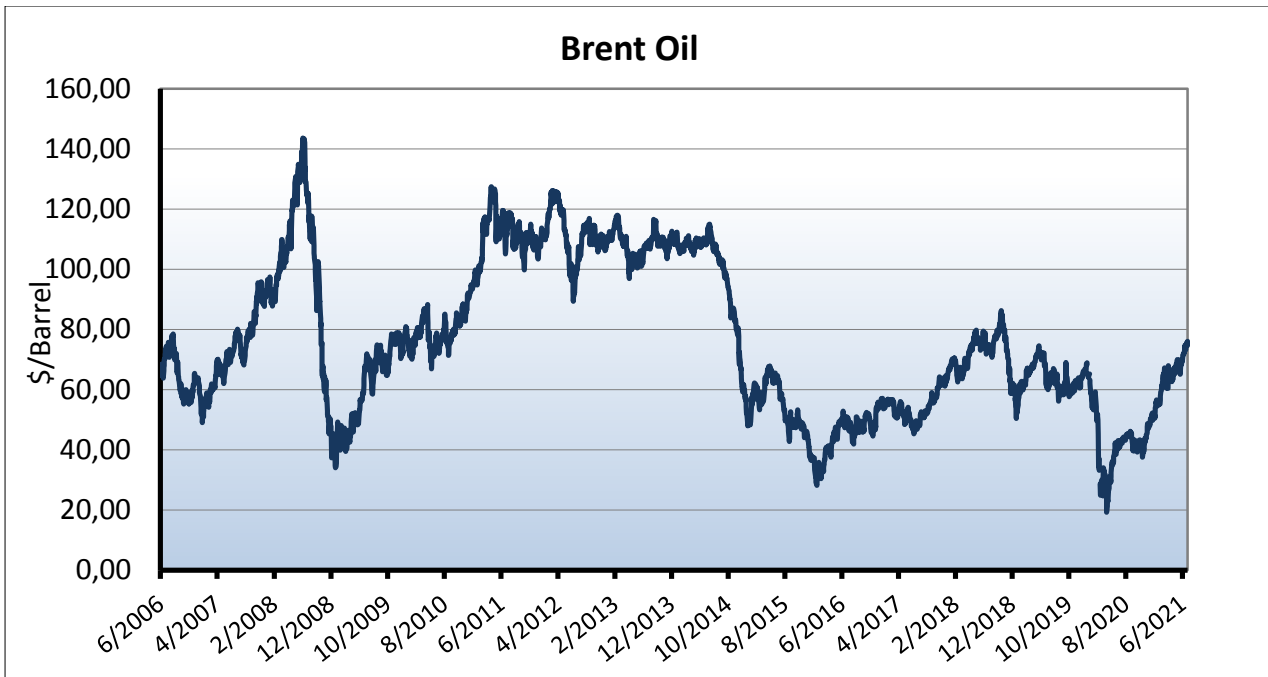
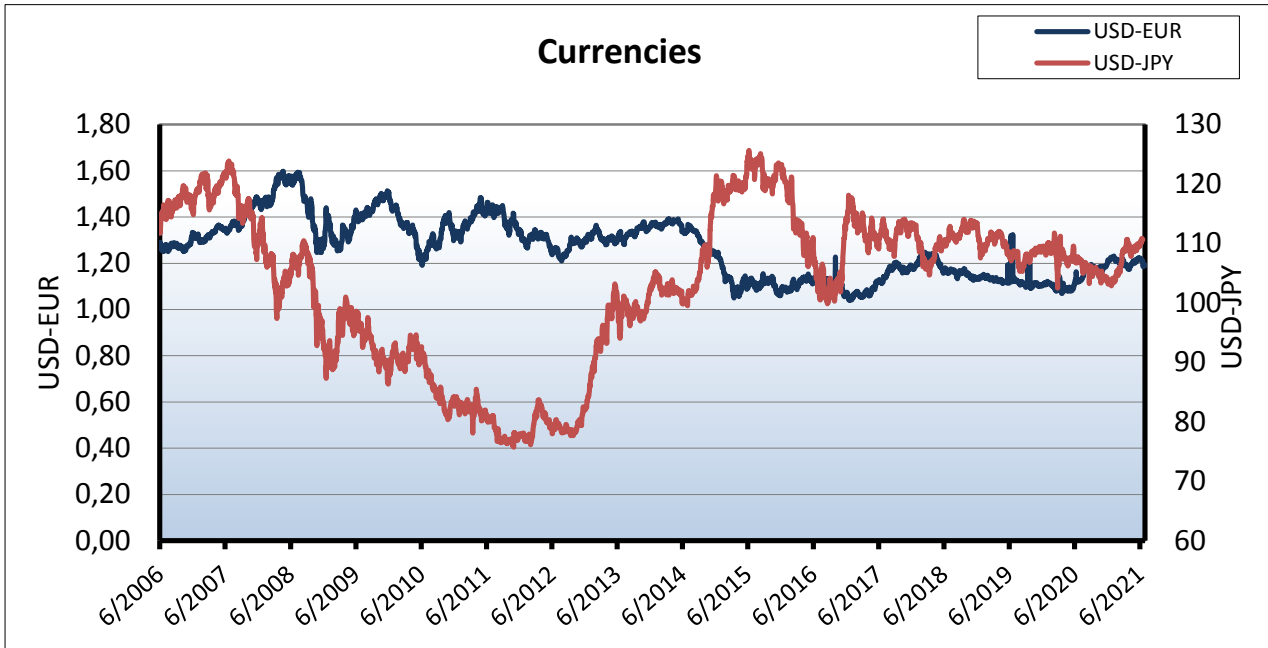
<i>TYPE</i>	<i>NAME</i>	<i>DWT</i>	<i>BLT</i>	<i>LDT</i>	<i>PRICE \$/LDT</i>	<i>COMMENTS</i>
REEF	HUA JIAN 107	4277	1986	2700	350	AS IS SPORE
OFFSH	SABLE EXPRESS	2761	1977	-	-	DENMARK BUYERS
TANK	TAIHUA GLORY	11533	1995	3258	738	AS IS UAE
TANK	LOUISA	35033	1995	7798	252	AS IS SHARJAH
TANK	SHAYBAH	47185	1998	9289	540	AS IS UAE
TANK	ORO SINGA	113333	1999	17707	528	AS IS BATAM
TANK	ENERGY STAR	309966	1997	42686	527.5	AS IS MALAYSIA

HISTORICAL BUNKER PRICES



	HISTORICAL BUNKER PRICES					
	Rotterdam		Fujairah		Houston	
	380 cst	MGO	380 cst	MGO	380 cst	MGO
1994	86	133.2	80.9	182.6	80.8	148.8
1995	97	140.6	94.6	175.8	93.2	148
1996	107	175.1	104.4	207.5	105.8	186
1997	92	155.4	99.3	205.6	97.3	179.9
1998	66.5	112.2	69.2	152.2	67.2	136.9
1999	94	133	98.5	157.2	93.3	143.9
2000	139	231.6	155.3	263.5	136	255.7
2001	116	192.4	129.7	244.7	112.8	227.5
2002	135	188.2	145.9	222.8	134	196
2003	151	230.4	166.3	265.2	160.2	265.1
2004	154	313.4	176.7	359.3	167.3	328.7
2005	236	458.4	256.6	500.1	248.3	508.5
2006	195	524.1	310.9	631.8	303	562.3
2007	347	571.3	373.7	664.7	351.8	608.6
2008	469	850.7	509.4	1037.7	496.8	933.2
2009	355	490.6	372.8	657	360.7	525
2010	452	667.1	468.2	712.9	449.3	683
2011	548	848.6	587.5	897.5	542.1	862.4
2012	585	920	606	1005	610	1005
2013	585	920	620	1010	580	985
2014	310	570	350	880	315	695
2015	140	311	170	560	140	360
2016	307	472	340	546	310	525
2017	367	579	376	627.5	356	612
2018	315	490	335	732	362	567
2019	290.4	607.2	290.3	760.3	342	647.8
2020	302	426	312	474	296	461.75
29-6-2021	417	588.5	429	648,5	417,5	615,5

MARKET INDICATORS



	GBP	CAD	EUR	JPY	CHF	USD	AUD
GBP	1	1.7131	1.1638	153.1119	1.2751	1.3849	1.8387
CAD	0.5835	1	0.6789	89.3582	0.7441	0.8082	1.0731
EUR	0.8594	1.4725	1	131.6097	1.0960	1.1904	1.5806
JPY	0.0065	0.0111	0.0075	1	0.0083	0.0090	0.0120
CHF	0.7840	1.3432	0.9121	120.062	1	1.0859	1.4417
USD	0.7219	1.2369	0.8399	110.5524	0.9206	1	1.3276
AUD	0.5436	0.9315	0.6325	83.2566	0.6933	0.7530	1

* 29/06/2021 values

STOCK WATCH

NAME	TICKET	THIS MONTH*	LAST MONTH	CHANGE %	52w HIGH	52w LOW
Capital Product Partners	CPLP	12.27	12.50	0.73	12.56	9.72
Diana Shipping Inc.	DSX	5.08	4.47	7.63	5.08	2.88
Dynagas LNG Partners LP	DLNG	3.31	2.71	20.80	3.31	2.80
Eagle Bulk Shipping Inc.	EGLE	51.20	47.33	5.03	51.20	29.17
Euroseas Ltd.	ESEA	22.85	15.72	35.85	22.85	1.23
Costamare Inc.	CMRE	11.74	10.73	6.63	11.74	3.16
Navios Maritime Holdings	NM	8.44	7.88	3.43	9.46	1.30
GasLog Ltd.	GLOG	3.59	5.80	5.95	14.86	2.38
Safe Bulkers Inc.	SB	3.97	3.69	7.30	3.97	0.74
Star Bulk Carriers Corp.	SBLK	22.73	19.51	13.71	22.73	3.86
Stealthgas Inc.	GASS	2.73	3.03	10.49	3.80	1.51
TEN Inc.	TNP	8.56	9.06	5.52	23.85	7.06
TOP Ships Inc.	TOPS	1.62	1.57	0.62	85.02	0.95
Danaos Corporation	DAC	74.37	63.73	13.18	74.37	2.50

* 29/06/2021 closing values

~~~~~

**Disclaimer:** Information and data that appear in this report have been obtained from various sources which are believed to be correct and reliable. However, Athenian Shipbrokers S.A. does not guarantee their accuracy or completeness and therefore cannot be held liable for any loss incurred as a result of reliance in any way whatsoever on the information contained herein.

Kind Regards,



**ATHENIAN SHIPBROKERS S.A.**