



ATHENIAN SHIPBROKERS S.A.

107-109, Vas. Pavlou Str., GR 166 73, Voula, Athens, Greece

Tel: +30 210 9659700 - Fax: +30 210 8996040

Email S & P : athenian@atheniansa.gr

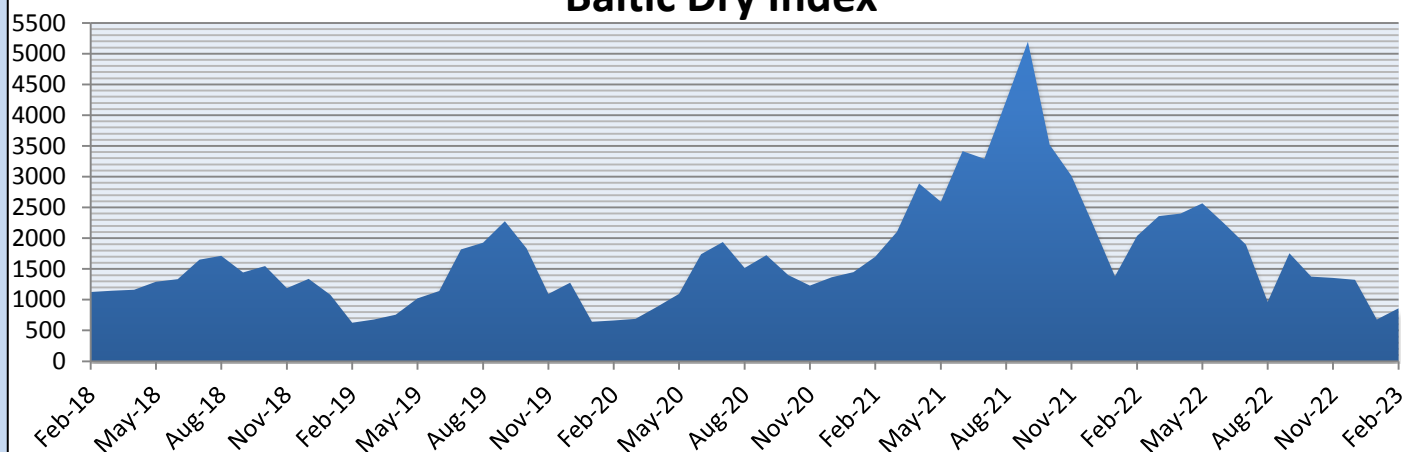
Email Chartering : chartering@atheniansa.gr

www.atheniansa.gr

FEB 2023

MONTHLY REPORT

Baltic Dry Index



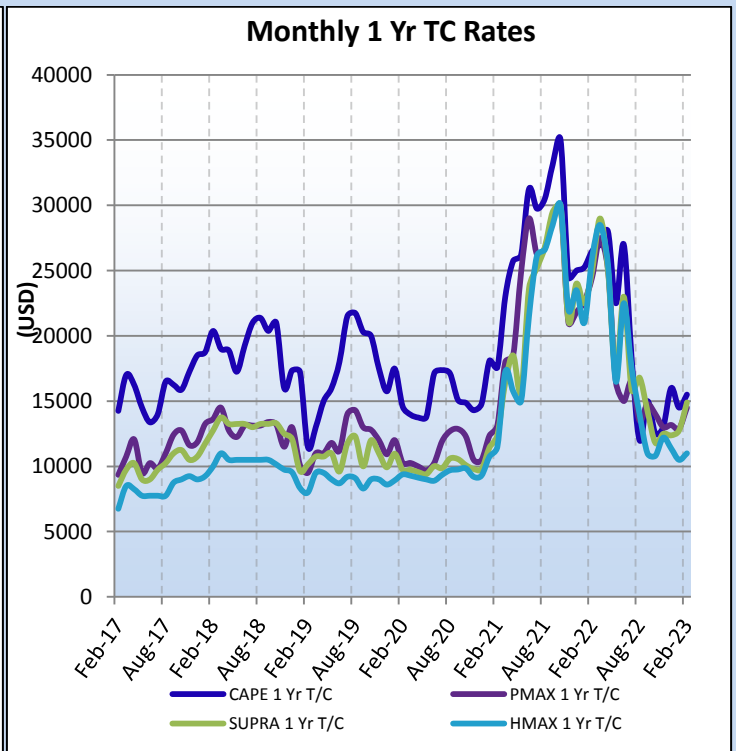
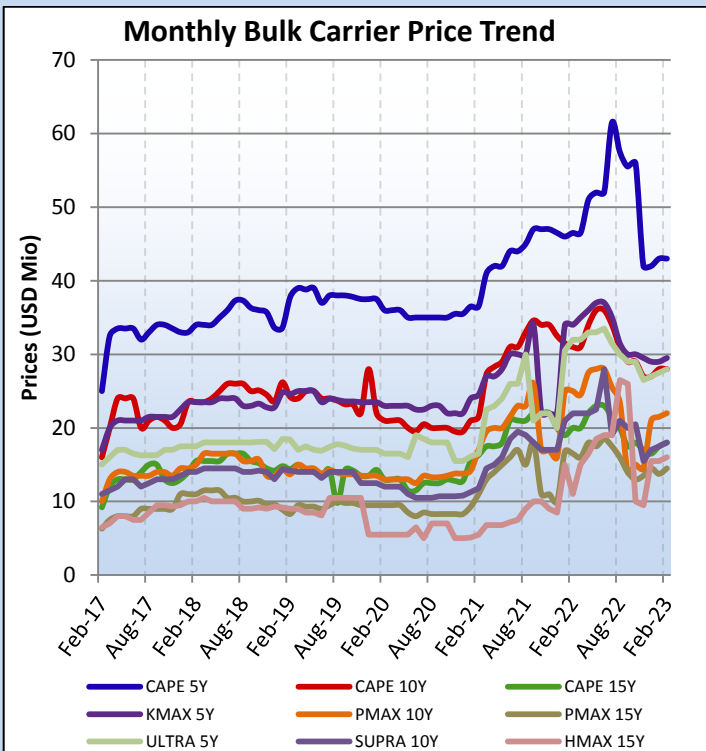
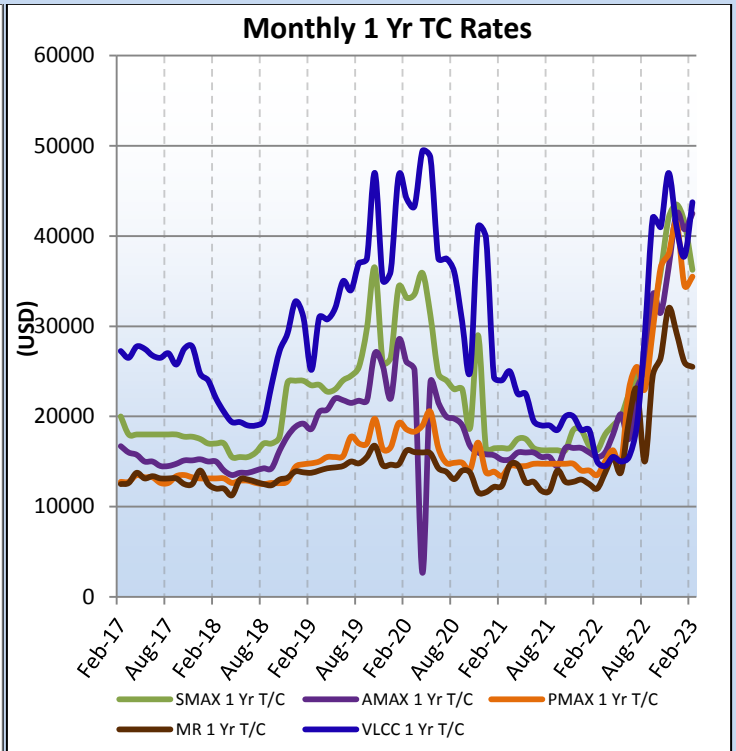
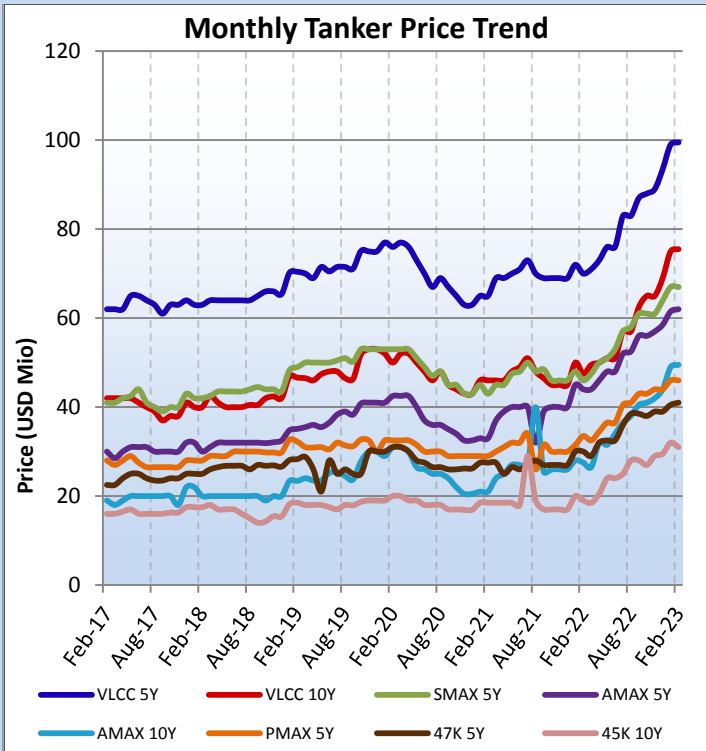
PRICES TANKERS (\$ MIO)

* Prices reflect Year's End	2017	2018	2019	2020	2021	2022	FEB-23
VLCC 5Y	64	63	75	63	69	93.5	99
VLCC 10Y	41	40	53	43	45	69	75.5
SUEZMAX 5Y	43	42	53	42	46	64	67
AFRAMAX 5Y	32	32	41	42.5	40	58.5	62
AFRAMAX 10Y	22	22	30	28.3	26	44	49.5
PANAMAX 5Y	28	28	30	29.5	30	44	46
51K 5Y	25	27.5	30	26.5	27	39	41
47K 10Y	17.5	16.5	19	17.5	17	29.5	31

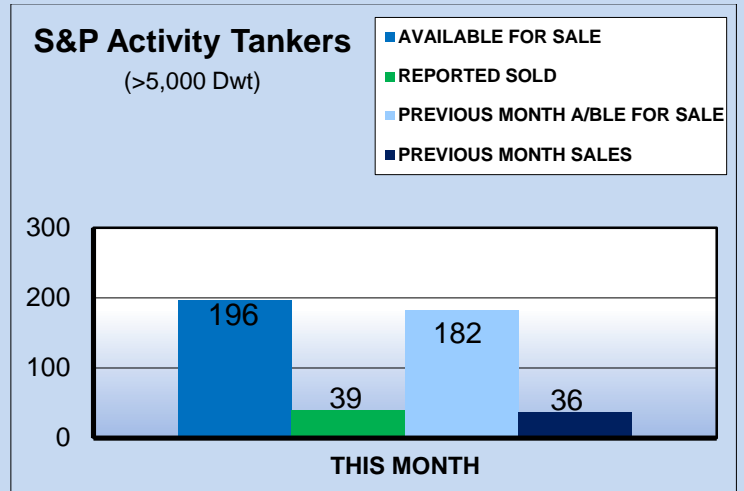
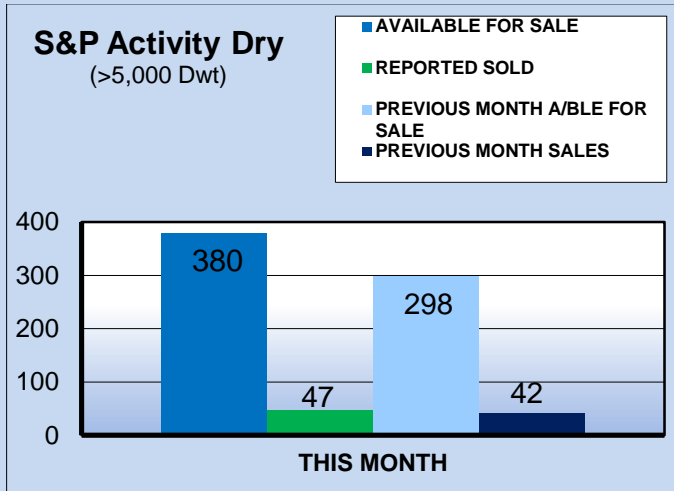
PRICES BULKERS (\$ MIO)

* Prices reflect Year's End	2017	2018	2019	2020	2021	2022	FEB-23
CAPE SIZE 5Y	33	33	37.5	35.3	46.5	42	43
CAPE SIZE 10Y	20.5	23.5	22	19	32.5	27	28
CAPE SIZE 15Y	13	14	13.5	12	20	16.5	18
KAMSARMAX 5Y	22.5	23.5	23.5	21.8	32	29	29.5
KAMSARMAX 10Y	14.5	14.5	13.5	13.5	22	21	22
PANAMAX 15Y	11	9	9.5	8.8	16	14.5	14.5
PANAMAX 20Y	6.5	6.5	6	5.7	10	9.5	9.5
ULTRAMAX 5Y	17.5	18	17	17.3	29	27	28
SUPRAMAX 10Y	13.5	14	12.5	10.5	20	17	18
HANDY 37K 5Y	14.3	15	16.7	14.5	24	22	24
HANDY 37K 10Y	10.5	11.8	9.2	8.7	17	15.5	16

SECOND HAND SALES & CHARTER FIXTURE TRENDS

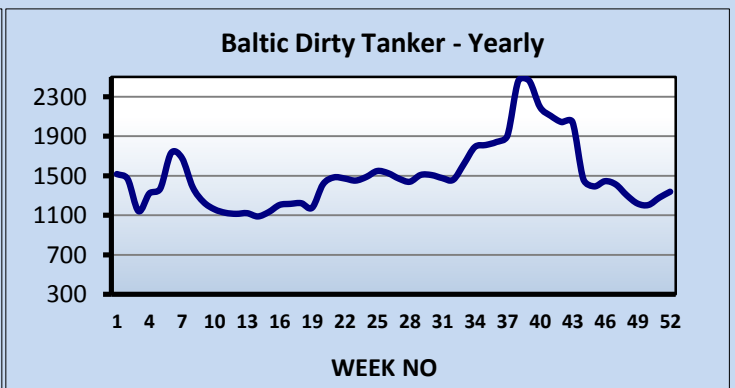
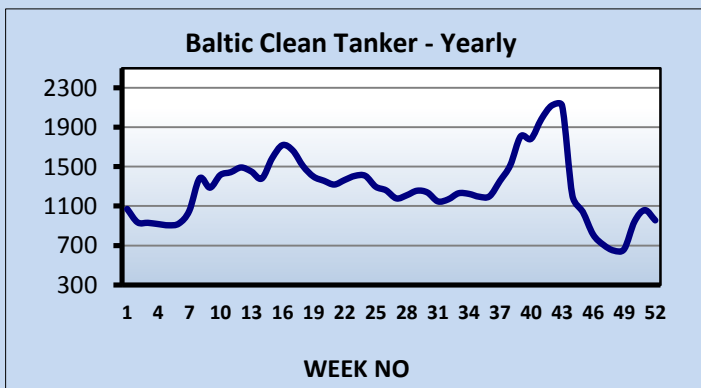


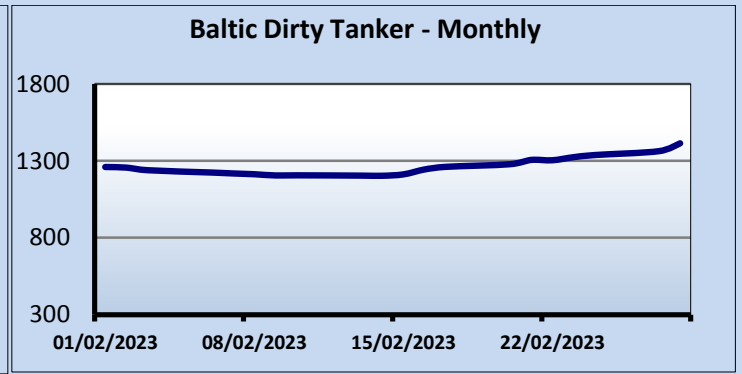
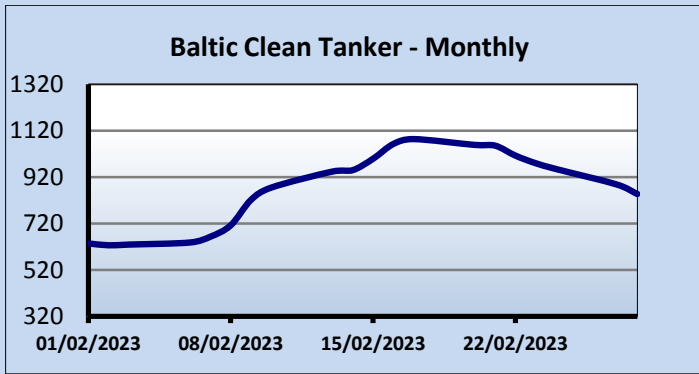
SECOND HAND TONNAGE MARKET



* Excluding demolition sales

Ship Type	Sale and Purchase Market							Total
	Sep-22	Oct-22	Nov-22	Dec-22	Jan-23	Feb-23		
BULK	27	66	36	29	33	34	225	
TANK	30	50	30	41	36	39	226	
GAS	2	14	7	4	10	8	45	
CONT	4	6	2	3	9	13	37	
TWEEN/MPP	0	0	0	0	0	0	0	
REEF	0	1	2	0	0	0	3	
RORO	1	0	3	2	0	0	6	
FERRY	0	0	0	0	0	0	0	
CRUISE	0	0	0	0	0	0	0	
Total	64	137	80	79	88	94	542	



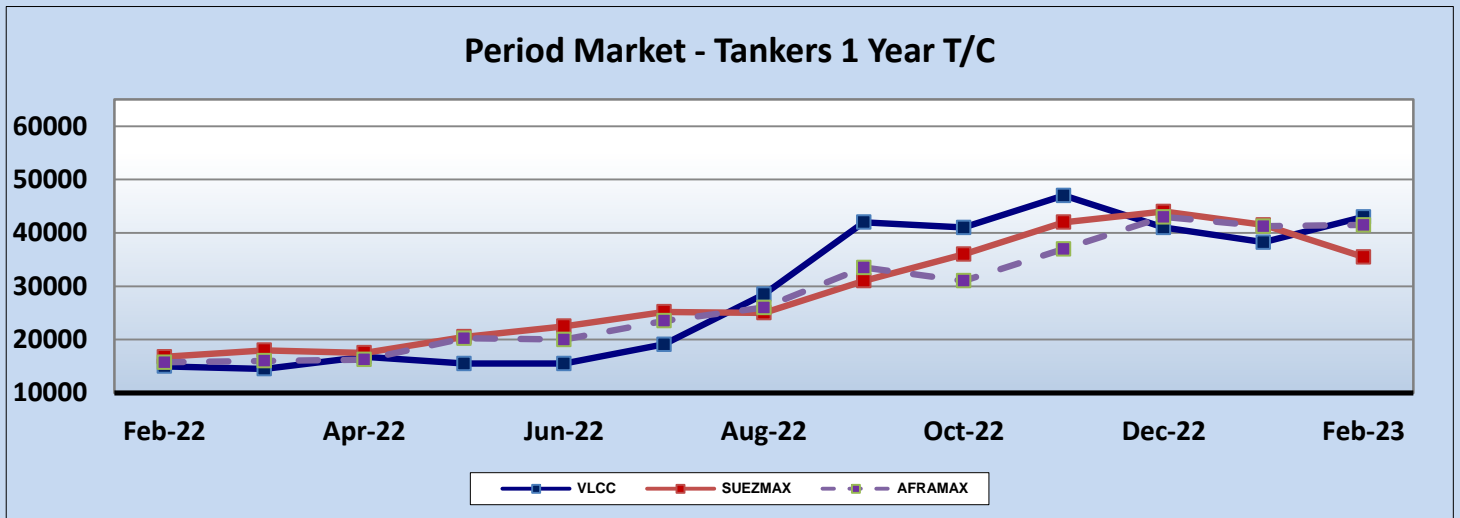
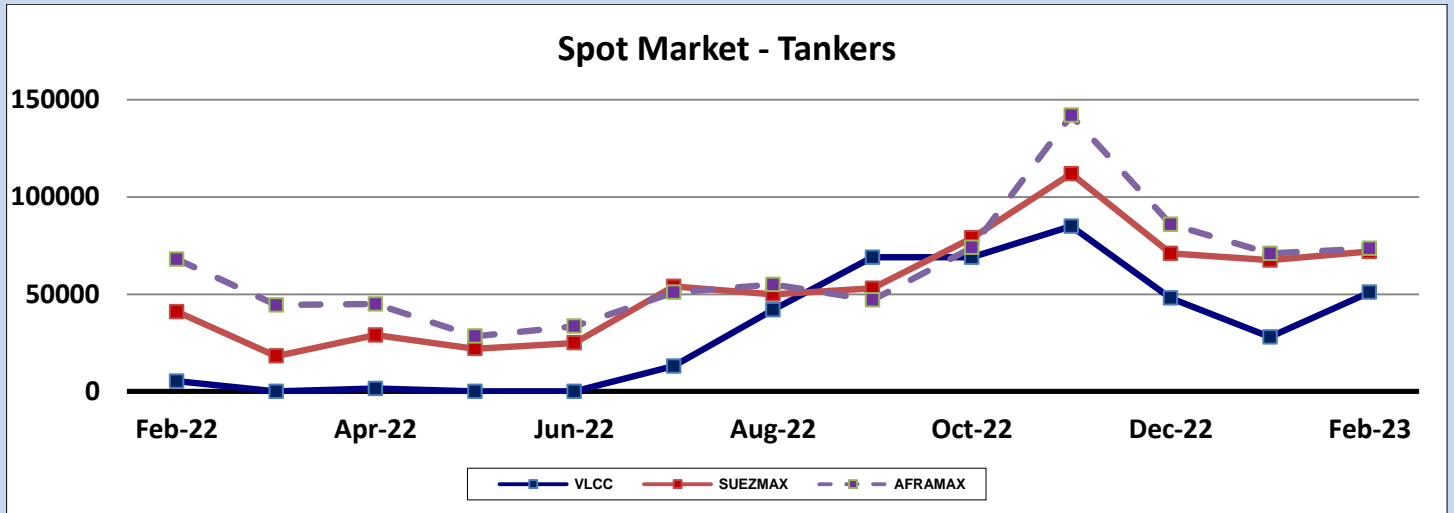


TANKER SALES

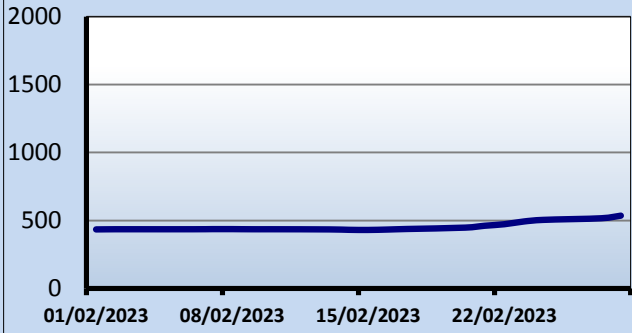
<i>NAME</i>	<i>DWT</i>	<i>BLT</i>		<i>PRICE \$ (MIO)</i>	<i>BUYER</i>
BIRDIE	308,829	2005	KOREA	52.5	MIDDLE EASTERN
KNOCK ADOON	244,942	1985	JAPAN	-	UNDISCLOSED
AMOROZA	159,168	2001	KOREA	27	UNDISCLOSED
MARKOS I	45,592	2005	CROATIA	17	UNDISCLOSED
PROODOS	47,120	2005	KOREA	18.5	UNION MARITIME
HIGH MERCURY	51,501	2008	KOREA	21	EUROPEAN
NORMANNA	10,044	1996	ITALY	5.75	TURKISH
PINK CORAL	49,474	2003	KOREA	13	UAE
ADVENTURE	308,829	2005	KOREA	52.5	UNDISCLOSED
SUPER EMERALD	50,346	2005	KOREA	17.5	UNDISCLOSED
HAFNIA KRONBORG	73,708	2007	CHINA	44	ENBLOC BSS
HAFNIA COLUMBIA	76,604	2007	CHINA		UNDISCLOSED
HIGH MERCURY	51,501	2008	KOREA	21	EUROPEAN
APOLLO	23,998	2003	CROATIA	10	CHINESE
GIANNUTRI	37,299	2004	KOREA	27.3	ENBLOC BSS
BALTIC SUN II	37,305	2005	KOREA		EUROPEAN
UOG ANDROS	49,999	2009	KOREA	23	UNDISCLOSED
GLORYCROWN	156,654	2009	CHINA	39	UNDISCLOSED
DI EMERALD	128,600	2009	KOREA	9.7	UNDISCLOSED
SEA BAY	108,760	2009	CHINA	70	ENBLOC BSS
SEA HOPE	106,992	2009	CHINA		TURKISH
RIDGEBURY KATHERINE Z	50,215	2009	KOREA	24.8	UNDISCLOSED
KONSTANTIN JACOB	76,547	2011	CHINA	121	ENBLOC BSS
GEORG JACOB	75,618	2011	CHINA		
TILL JACOB	69,999	2012	CHINA		
CORDULA JACOB	75,618	2012	CHINA		NAVIG8
COSGLORY LAKE	299,145	2003	JAPAN	39	UAE
KRITI DIAMOND	166,739	2004	CROATIA	35	UNDISCLOSED
LISCA BIANCA M	40,000	2005	KOREA	21	GATIK SHIP MANAGEMENT
PELAGOS ONE	111,775	2005	KOREA	36.5	UAE
MEGALI	73,919	2007	JAPAN	29.8	GATIK SHIP MANAGEMENT
IBIS PACIFIC	51,277	2007	KOREA	22	UNDISCLOSED
FRONA	9,091	2021	CHINA	17	CLIENTS OF PENINSULA PETR.
MARLIN AMETHYST	49,999	2015	CHINA	33	CLIENTS OF UNION MARITIME
PEARL MAJESTIC	7,999	2019	CHINA	14	CLIENTS OF PENINSULA PETR.
GALVESTON STAR	115,000	2023	KOREA	152	ENBLOC BSS
DELAWARE STAR	115,000	2023	KOREA		GNMTC

GAS SALES

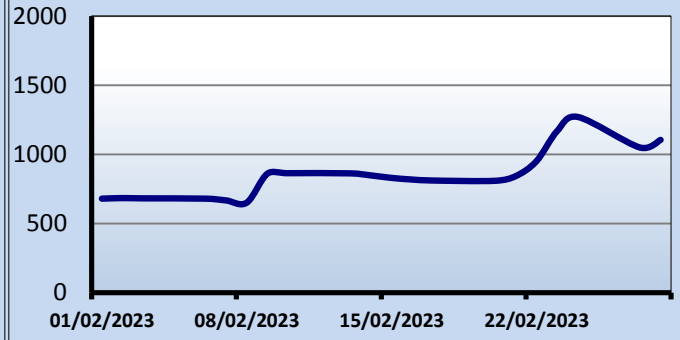
NAME	DWT	BLT		CBM	PRICE \$ (MIO)	BUYER
SEAPEAK UNIKUM	12,210	2011	CHINA	11,782	54	ENBLOC BSS
SEAPEAK VISION	12,211	2011	CHINA	11,782		SOLE SHIPPING
BW THOR	58,610	2008	KOREA	80,657	55	UNDISCLOSED
RUBRA	56,745	2001	POLAND	76,980	33	FAR EASTERN
GASCHEM BREMEN	26,645	2010	KOREA	34,300	78	ENBLOC BSS
ECO EVOLUZIONE	26,618	2010	KOREA	34,420		TURKISH
GOLAR SEAL	82,048	2013	KOREA	157,337	184.3	CL. OF LEIF HOEGH
MUSTANG	28,700	2023	KOREA	39,200	61.5	PURUS MARINE



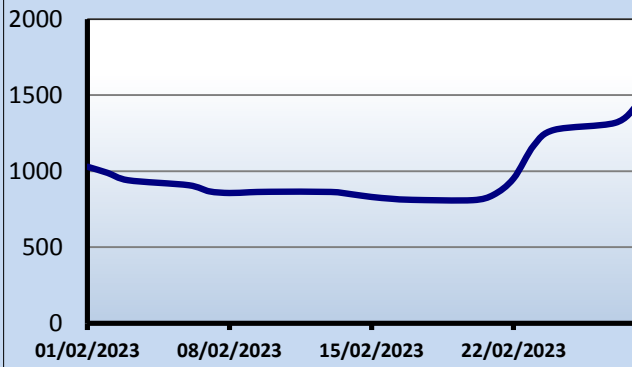
Baltic Handysize



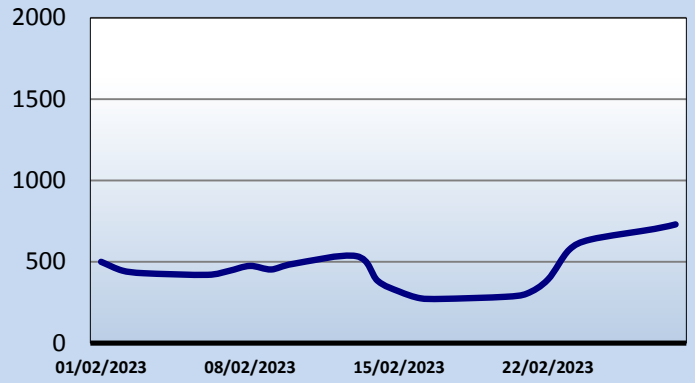
Baltic Supramax



Baltic Panamax

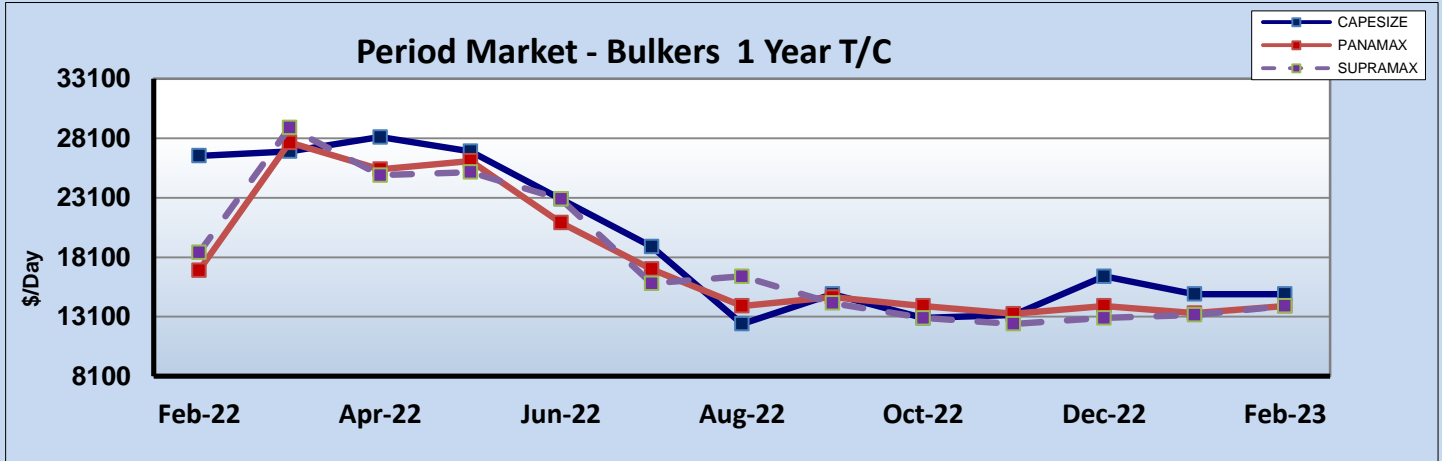
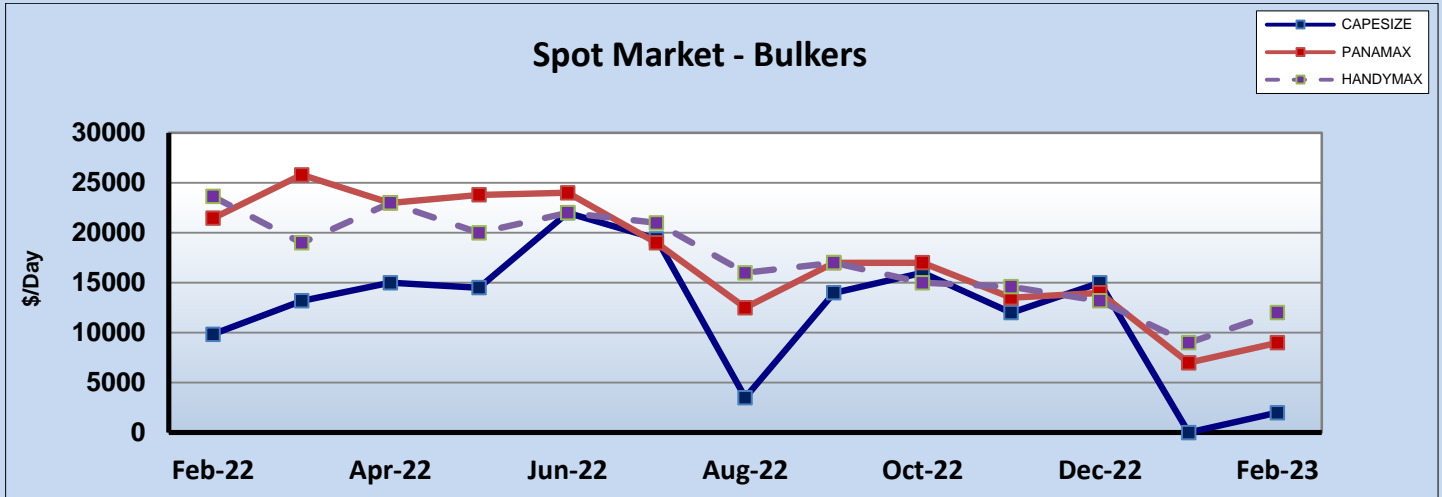


Baltic Capesize



BULKER SALES

NAME	DWT	BLT		GEAR	PRICE \$ (MIO)	BUYER
BULK NEWPORT	52,587	2003	JAPAN	4x30.5	9.3	UNDISCLOSED
CONFIANCE	34,421	2011	KOREA	4x35	13.3	UNDISCLOSED
BONITA	58,105	2010	CHINA	4x30	15.8	GREEK
AFRICAN VENTURE	34,721	2012	CHINA	4x30	12.8	GREEK
CAMILA	34,334	2015	JAPAN	4x30	40	ENBLOC BSS
TIA MARTA	34,334	2015	JAPAN	4x30		TURKISH
NAVIOS LIBERTAS	75,511	2007	KOREA	-	13.8	UNDISCLOSED
HAMPTON BAY	81,508	2009	JAPAN	-	19.5	UNITED MARITIME CORP
SERENITAS N	56,811	2011	CHINA	4x30	12.5	GREEK
SHANGHAI PEARL	36,260	2011	KOREA	4x35	13	UNKNOWN VIETNAMESE
OCEANIC POWER	78,173	2013	JAPAN	-	23	UNITED MARITIME CORP
LAVIEEN ROSE	33,398	2014	JAPAN	4x30	17.5	UNDISCLOSED
BELLE ETOILE	28,230	2014	JAPAN	4x30.5	13	UNDISCLOSED
SPRINGFIELD	63,614	2020	CHINA	4x30	30.7	UNDISCLOSED
OMICRON CREST	76,737	2004	JAPAN	-	12	LINTAS MARITIME
OCEAN CEASAR	180,176	2008	JAPAN	-	20.2	WINNING SHIPPING
PAXI	28,734	2010	JAPAN	4x30.5	11.2	UNDISCLOSED
HI PORT WALCOTT	207,999	2017	CHINA	-	291	ENBLOC BSS
HI PEARL	207,999	2020	CHINA	-		
HI SAPPHIRE	207,999	2021	CHINA	-		
HI EMERALD	207,999	2020	CHINA	-		
HI DIAMOND	207,999	2020	CHINA	-		
HI AQUAMARINE	207,999	2021	CHINA	-		GOLDEN OCEAN GROUP
NORD POTOMAC	63,379	2016	JAPAN	4x30.7	27.9	DIANA SHIPPING
KAI XUAN 11	50,236	2000	JAPAN	4x30.5	7.2	UNDISCLOSED
AGIA TRIAS	185,820	2002	JAPAN	-	12.5	CHINESE
AUCKLAND SPIRIT	31,646	2003	JAPAN	4x30	9.5	TURKISH
PRINCE RUPERT	18,917	2009	JAPAN	3x30.5	9.1	UNDISCLOSED
MUTIARA	61,498	2012	JAPAN	4x30.7	21	PACIFIC BASIN SHIPPING
GLORIEUSE	38,338	2012	JAPAN	4x30	25.5	ENBLOC BSS
ECO WILDFIRE	33,296	2013	JAPAN	4x30		IMPERIAL PETROLEUM
INTERLINK PRIORITY	38,709	2015	CHINA	4x30	19.8	EUROPEAN
PACIFIC DREAM	56,531	2013	CHINA	4x36	31	ENBLOC BSS
PACIFIC VISION	56,425	2013	CHINA	4x36		UNDISCLOSED



CONTAINER SALES

NAME	DWT	BLT		GEAR	TEU	PRICE \$ (MIO)	BUYER
TRF KAYA	39,337	2007	KOREA	-	2,824	15	NORWEGIAN
RIO CENTAURUS	42,604	2010	GERMANY	-	3,426	18.9	NORWEGIAN
SINOTRANS TIANJIN	37,901	2005	GERMANY	-	2,742	26	ENBLOC BSS
NORTHERN VOLITION	37,874	2005	GEMRNAY	-	2,742		UNDISCLOSED
SKY PRIDE	13,006	2005	KOREA	-	962	8.5	UNDISCLOSED
TS MOJI	13,002	2006	KOREA	-	962	40	ENBLOC BSS
TS SHANGHAI	11,833	2019	JAPAN	-	1,096		
TS YOKOHAMA	11,787	2019	JAPAN	-	1,096		EUROPEAN
HAMMONIA LIPSIA	41,994	2004	POLAND	3x45	3,091	14.5	CL. OF MSC
A FUKU	12,788	2007	KOREA	-	1,043	10	UNDISCLOSED
A KOU	12,773	2007	KOREA	-	1,043	11	UNDISCLOSED
WINDERMERE	35,376	2010	CHINA	-	2,797	17	UNDISCLOSED
JULIUS	16,908	2009	CHINA	2x40	1,368	9	LOHMANN HERMANN

Ro-Pax / Fast Ferries SALES

NAME	GT	BLT		Pax	PRICE \$(MIO)	BUYER
-	-	-	-	-	-	-

CRUISE SALES

NAME	GT	BLT		Pax	PRICE \$ (MIO)	BUYER
-	-	-	-	-	-	-

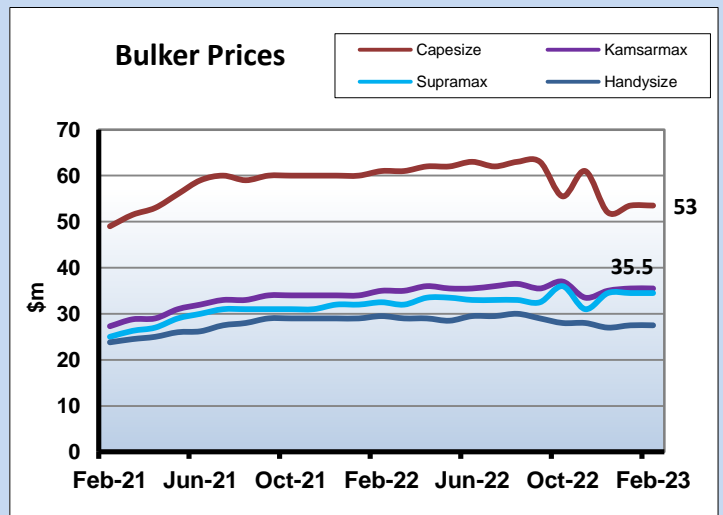
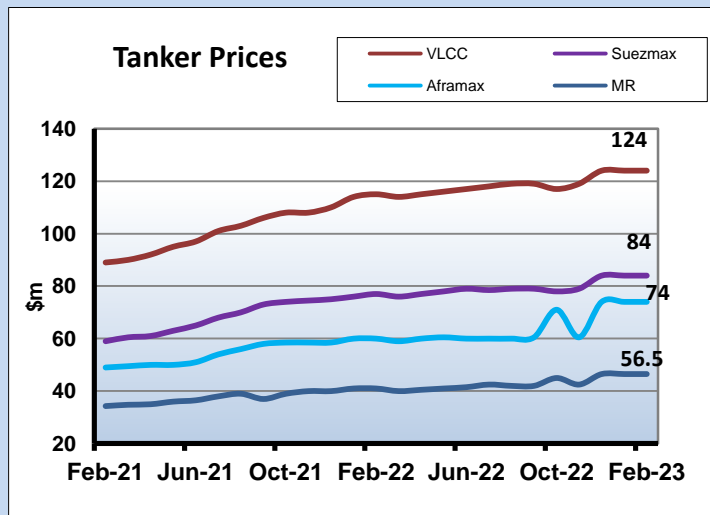
Ro-Ro SALES

NAME	GT	BLT		Pax	PRICE \$ (MIO)	BUYER
-	-	-	-	-	-	-

OFFSHORE SALES

NAME	GT	BLT		BOLL. PULL	PRICE \$ (MIO)	BUYER
ASL SYMPHONY	3921	2015	INDIA	-	-	MIDDLE EASTERN
TOPAZ ENDURANCE	3850	2015	INDIA	-	-	ENBLOC BSS
TOPAZ ENERGY	3841	2015	INDIA	-	-	CL. OF FUGRO MARINE

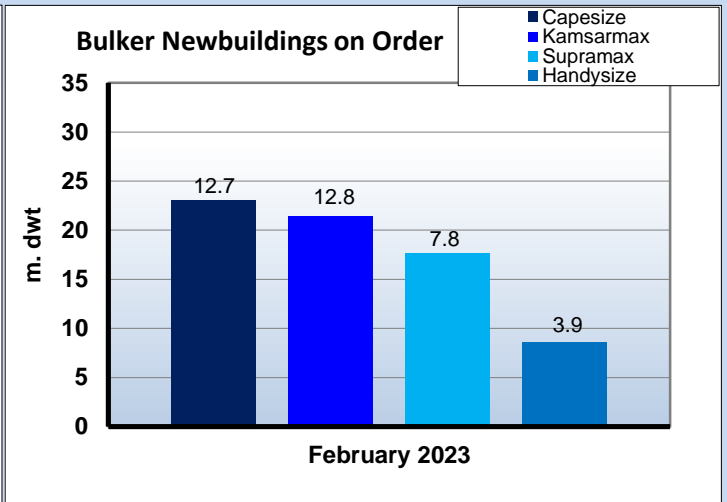
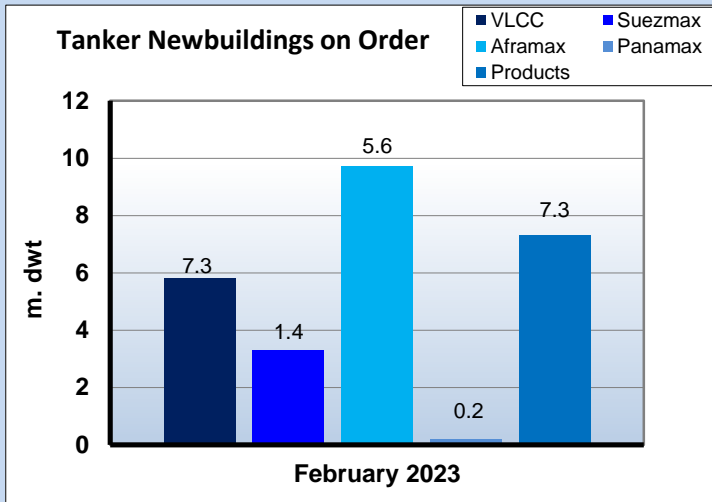
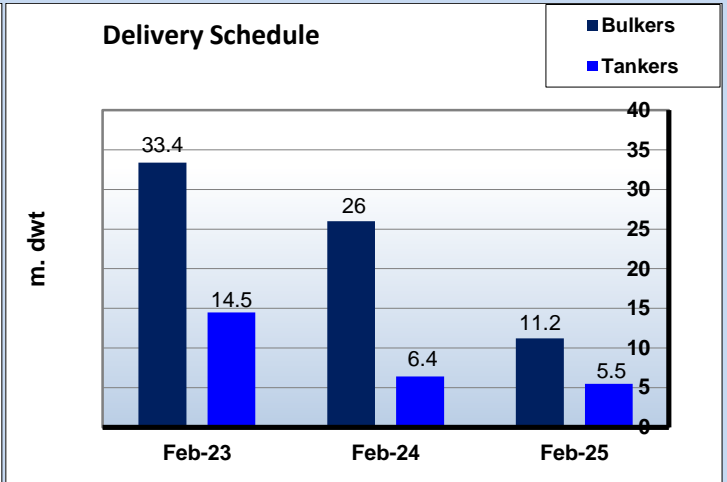
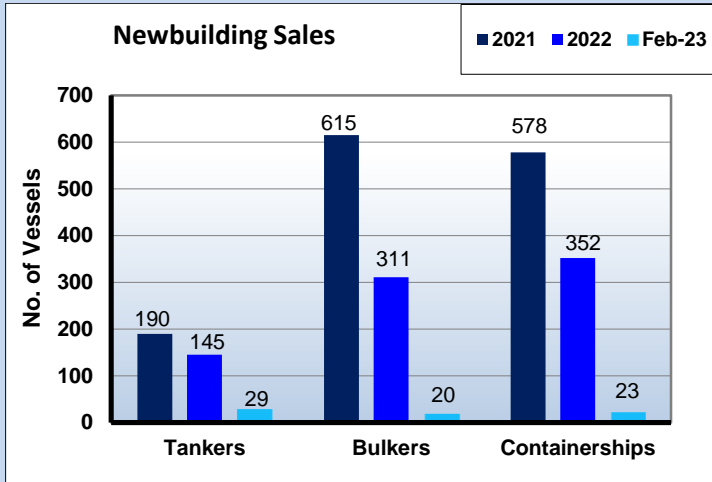
NEW BUILDING MARKET AND REPORTED CONTRACTS



Dry Bulk Orderbook				
Ship Type	m.Dwt 2023	2024	2025+	Total No. Ships
Capesize	11.2	7.2	4.6	117
Kamsarmax	11.7	7.2	2.5	262
Supra/Hmax	6.8	8.2	2.6	282
Handies	3.7	3.4	1.5	260
Total	33.4	26.0	11.2	921

Tanker Orderbook				
Ship Type	m.Dwt 2023	2024	2025+	Total No. Ships
ULCC/VLCC	5.2	0.0	0.6	19
Suezmax	1.3	1.1	0.9	21
Aframax	4.5	2.8	2.4	85
Panamax	0.2	0.0	0.0	3
MR + Small	3.3	2.5	1.2	197
Total	14.5	6.4	5.5	325

LPG Orderbook				
Ship Type	,000cb 2023	2024	2025+	Total No. Ships
VLGC	4,134	1,360	2,208	85
LGC	0	45	90	3
MR	706	236	36	26
Handy	105	70	15	31
Small	17	5	0	9
Total m.Dwt	4,962	1,717	2,349	154



DWT in Thousands	Newbuilding Historical Prices (\$m)													
	Feb-23	2022	2021	2020	2019	2018	2017	2016	2010	2005	2000	1995	1990	1985
Tankers														
320 DWT ¹	124	124	110	85.5	95.6	92.4	81.5	84.5	104.8	120	76.5	85.3	87.4	38.2
170 DWT ¹	84	84	75	57	71.7	60.6	55	54.5	66.3	71.5	52.5	54	66.1	28.2
115 DWT ¹	74	74	58.5	46.5	55.1	48.1	44	44.5	56	58	41.5	43.3	53.2	18.1
50 DWT ¹	46.5	46.5	40	34	38.8	36.7	33.8	32.5	36.1	43	29.5	33.2	32.1	13.3
Bulkers														
185 DWT ¹	53.5	51.5	46.5	51.8	50.4	44	42	46	57.2	58.5	40.5	42.3	60.2	29.3
83 DWT ¹ *	35.5	35	26	30.6	28.1	25.5	24.5	25.7	34.3	36	22.5	27.9	30	13.4
64 DWT*	34.5	34	24	27.4	26.2	24	22.3	24.1	31.1	31	20.5	24.1	25.3	12.4
35 DWT*	27.5	27	23	22.6	23.9	22	19.5	20.3	26.3	25.5	15	19.2	21.3	9.7
¹ Before 2001 sizes to read 280,000 - 140,000 - 95,000 - 40,000 respectively for tankers and 150,000 - 69,000 for Bulkers ² Single Hull ³ 30,000 DWT *Prior 2017 to read 73 - 76k dwt, 45k dwt & 30k dwt (note: above is for vessels built Japan / Korea, you should also consider US\$ / Yen / Won relation for the years mentioned)														

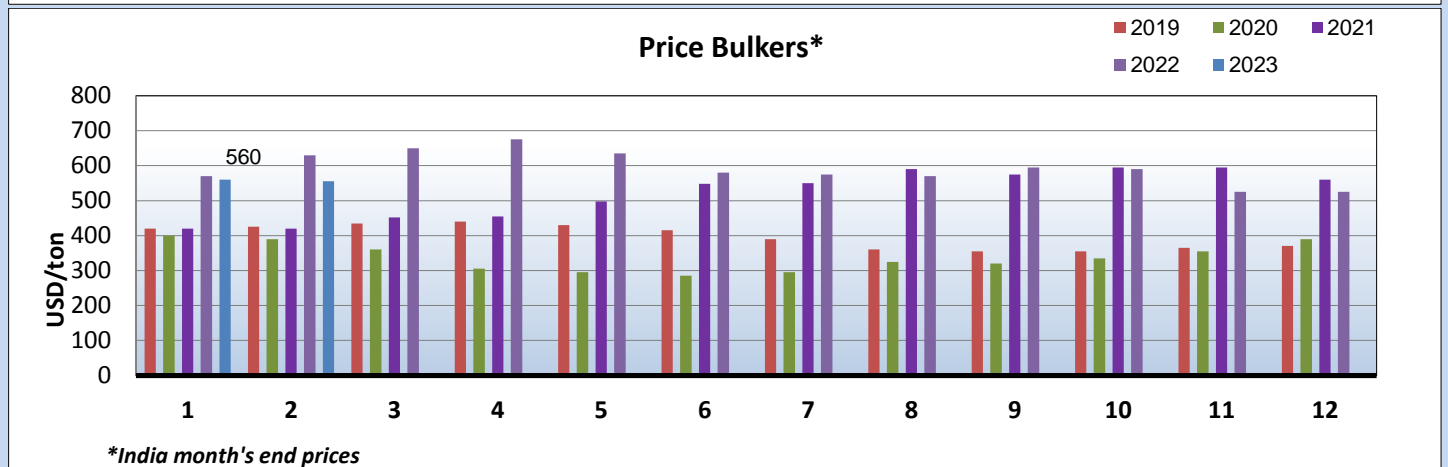
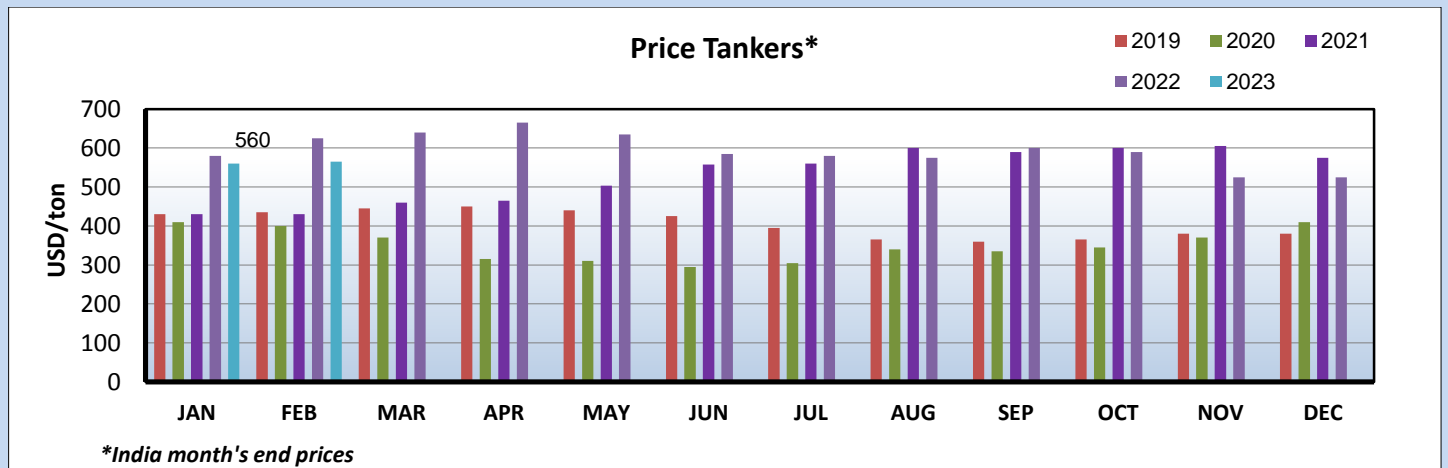
TYPE	DWT	BUILDER	DELIVERY	PRICE \$	OWNER	NOTES
LNG	96,000	SAMSUNG HI	JAN 2027	248,12	UNKNOWN	
LNG	96,000	SAMSUNG HI	NOV 2026	248,12	UNKNOWN	
CONT	140,000	HYUNDAI SAMHO HI	DEC 2026	171.35	CMA CGM	
CONT	140,000	HYUNDAI SAMHO HI	OCT 2026	171.35	CMA CGM	
CONT	140,000	HYUNDAI SAMHO HI	AUG 2026	171.35	CMA CGM	
CONT	140,000	HYUNDAI SAMHO HI	JUN 2026	171.35	CMA CGM	
CONT	140,000	HYUNDAI SAMHO HI	APR 2026	171.35	CMA CGM	
CONT	140,000	HYUNDAI SAMHO HI	FEB 2026	171.35	CMA CGM	
CONT	140,000	HYUNDAI SAMHO HI	DEC 2025	171.35	CMA CGM	
CONT	140,000	HYUNDAI SAMHO HI	NOV 2025	171.35	CMA CGM	
CONT	140,000	HYUNDAI SAMHO HI	SEP 2025	171.35	CMA CGM	
CONT	140,000	HYUNDAI SAMHO HI	JUL 2025	171.35	CMA CGM	
CONT	140,000	HYUNDAI SAMHO HI	MAY 2025	171.35	CMA CGM	
CONT	140,000	HYUNDAI SAMHO HI	MAR 2025	171.35	CMA CGM	
CHEM & OIL	50,000	K SB (JINHAЕ)	DEC 2024	-	UNKNOWN	
CHEM & OIL	50,000	K SB (JINHAЕ)	OCT 2024	-	UNKNOWN	
CHEM & OIL	50,000	YANGZI-MITSUI SB	AUG 2025	-	JALDHI OVERSEAS	
CHEM & OIL	50,000	YANGZI-MITSUI SB	NOV 2025	-	JALDHI OVERSEAS	
CHEM & OIL	50,000	YANGZI-MITSUI SB	FEB 2026	-	JALDHI OVERSEAS	
CHEM & OIL	50,000	YANGZI-MITSUI SB	MAY 2026	-	JALDHI OVERSEAS	
CHEM & OIL	50,000	HYUNDAI MIPO	DEC 2026	45.26	NISSEN KAIUN	
CHEM & OIL	50,000	HYUNDAI MIPO	FEB 2025	45.26	NISSEN KAIUN	
CHEM & OIL	50,000	HYUNDAI MIPO	FEB 2025	45.26	NISSEN KAIUN	
CRUISE	-	T. MARIOTTI	2026	-	NEPTUNE CO.	
BULK	65,700	TSUNEISHI CEBU	2025	-	UNKNOWN	
LPG	58,000	HYUNDAI HI (ULSAN)	FEB 2026	98.80	LATSCO (LONDON)	
LPG	58,000	HYUNDAI HI (ULSAN)	MAY 2026	98.80	LATSCO (LONDON)	
CHEM & OIL	50,000	JIANGSU NEW YZJ	2025	-	EVALEND SHIPPING	
CHEM & OIL	50,000	JIANGSU NEW YZJ	2025	-	EVALEND SHIPPING	
CONT	110,000	HJSC YEONGDO	JUN 2025	124.25	HMM	
CONT	110,000	HJSC YEONGDO	SEP 2025	124.25	HMM	
CONT	110,000	HYUNDAI SAMHO HI	MAY 2025	124.25	HMM	
CONT	110,000	HYUNDAI SAMHO HI	JUL 2025	124.25	HMM	
CONT	110,000	HYUNDAI SAMHO HI	SEP 2025	124.25	HMM	
CONT	110,000	HYUNDAI SAMHO HI	NOV 2025	124.25	HMM	
CONT	110,000	HYUNDAI SAMHO HI	JAN 2026	124.25	HMM	
CONT	110,000	HYUNDAI SAMHO HI	MAY 2026	124.25	HMM	
CONT	110,000	HYUNDAI SAMHO HI	JUN 2025	124.25	HMM	
CONT	110,000	HYUNDAI SAMHO HI	SEP 2025	124.25	HMM	
LNG	96,000	DAEWOO (DSME)	MAR 2027	248.99	UNKNOWN	
PRODUCTS	80,000	H Aidong SHIPYARD	AUG 2025	-	EMPCO FZE	
PRODUCTS	80,000	H Aidong SHIPYARD	NOV 2025	-	EMPCO FZE	
PRODUCTS	80,000	H Aidong SHIPYARD	FEB 2026	-	EMPCO FZE	
PRODUCTS	80,000	H Aidong SHIPYARD	MAY 2026	-	EMPCO FZE	
GCARGO	7,000	TB KAMPEN	OCT 2024	-	VERTOM UCS HOLDING	
GCARGO	7,000	TB KAMPEN	OCT 2024	-	VERTOM UCS HOLDING	
CRUISE	1,450	CMHI (JIANGSU)	2025	-	SUNSTONE SHIPS	
BULK	82,000	OSHIMA SHIPBUILD.	APR 2025	-	SEA PIONEER SHIPPING	
BULK	82,000	OSHIMA SHIPBUILD.	JUN 2025	-	SEA PIONEER SHIPPING	
BULK	82,000	OSHIMA SHIPBUILD.	AUG 2025	-	SEA PIONEER SHIPPING	
CHEM & OIL	50,000	MINAMINIPPON (OZAI)	2025	-	SHOEI KISEN KAISHA	
CHEM & OIL	50,000	MINAMINIPPON (OZAI)	2025	-	SHOEI KISEN KAISHA	
CHEM & OIL	50,000	MINAMINIPPON (OZAI)	2025	-	SHOEI KISEN KAISHA	
CHEM & OIL	50,000	MINAMINIPPON (OZAI)	2025	-	SHOEI KISEN KAISHA	
LPG	58,000	HYUNDAI SAMHO HI	JAN 2026	-	ABGC	
LPG	58,000	HYUNDAI SAMHO HI	NOV 2026	-	ABGC	
LPG	56,000	KAWASAKI HI SAK.	2026	-	ABGC	

DEMOLITION MARKET

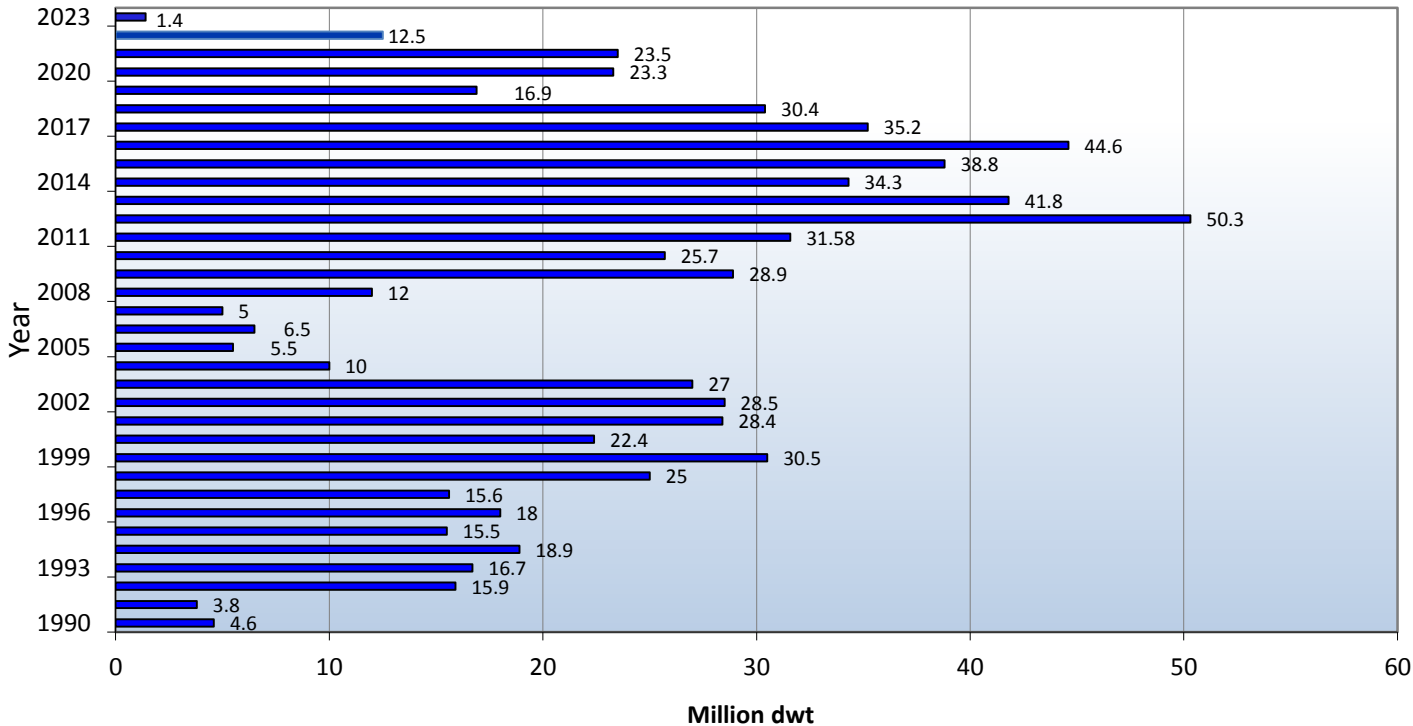
* MONTH'S END PRICES

Demolition Prices		
	Gen Cargo	Tanker
India	USD 570/ltr Ldt	USD 570/ltr Ldt
Bangladesh	USD 585/ltr Ldt	USD 585/ltr Ldt
Pakistan	USD 540/ltr Ldt	USD 540/ltr Ldt
Turkey	USD 315/ltr Ldt	USD 315/ltr Ldt

Demolition Historical Data

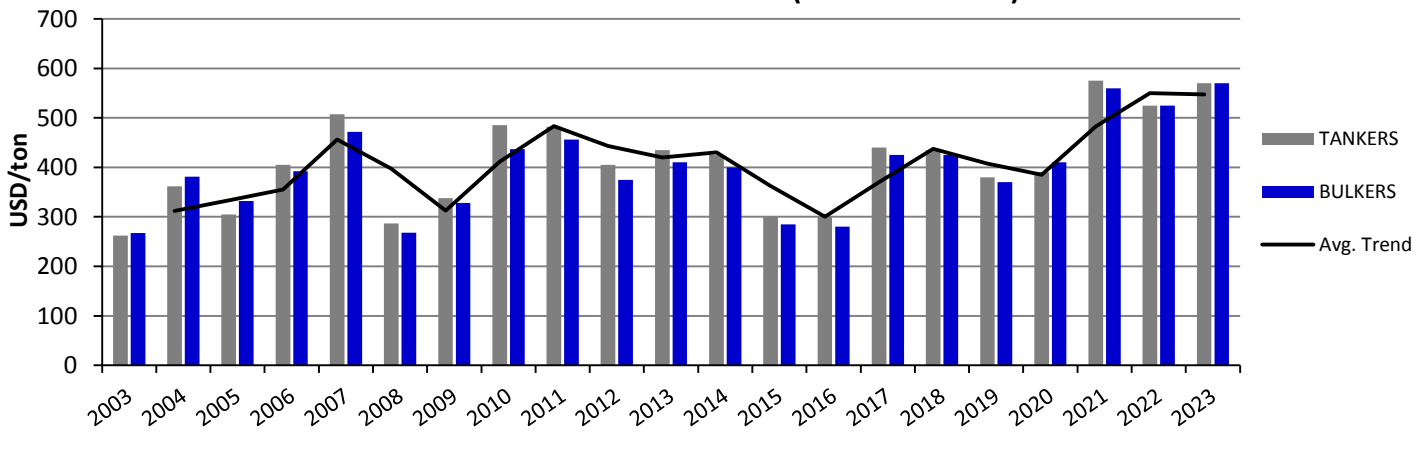


Total Demolition (Dwt)



* Bss reported sales

Historical Demolition Prices (India Year's End)



HISTORICAL DEMOLITION PRICES (*Indian Year's End)

	2005	2006	2007	2008	2009	2010	2011	2012	2013	2014	2015	2016	2017	2018	2019	2020	2021	2022	CURR
WET	302	405	507	287	338	485	482	405	435	425	300	300	440	435	380	410	575	525	570
DRY	332	392	472	268	328	437	456	375	410	400	285	280	425	425	370	390	560	525	570

India

TYPE	NAME	DWT	BLT	LDT	PRICE \$/LDT	COMMENTS
GAS	GAS SPIRIT I	55,173	1980	-	600,00	
CONT	MSC FLORIANA	31,205	1986	-	525,00	
CONT	MSC GIOVANNA	25,904	1987	11,197	500,00	

Bangladesh

TYPE	NAME	DWT	BLT	LDT	PRICE \$/LDT	COMMENTS
BULK	JASMINE 201	73,807	1999	9,928	-	
BULK	FU HAI 616	46,585	1977	-	-	
BULK	WADI ALARISH	70,087	1994	10,247	575,00	
BULK	SEA WIN	45,693	1996	7,488	-	
BULK	KAMO	9,433	1998	-	-	
BULK	RIO BALSAS	94,191	1992	17,000	-	
CONT	XIUMEI SHANGHAI	22,264	1997	-	640,00	
CONT	AMALIA C	34,325	1998	-	-	
RORO	KONPIRA NO. 2	2,168	1989	-	-	
BULK	JASMINE 201	73,807	1999	9,928	-	

Pakistan

TYPE	NAME	DWT	BLT	LDT	PRICE \$/LDT	COMMENTS
BULK	MING ZHOU 25	42,025	1990	6,747	-	

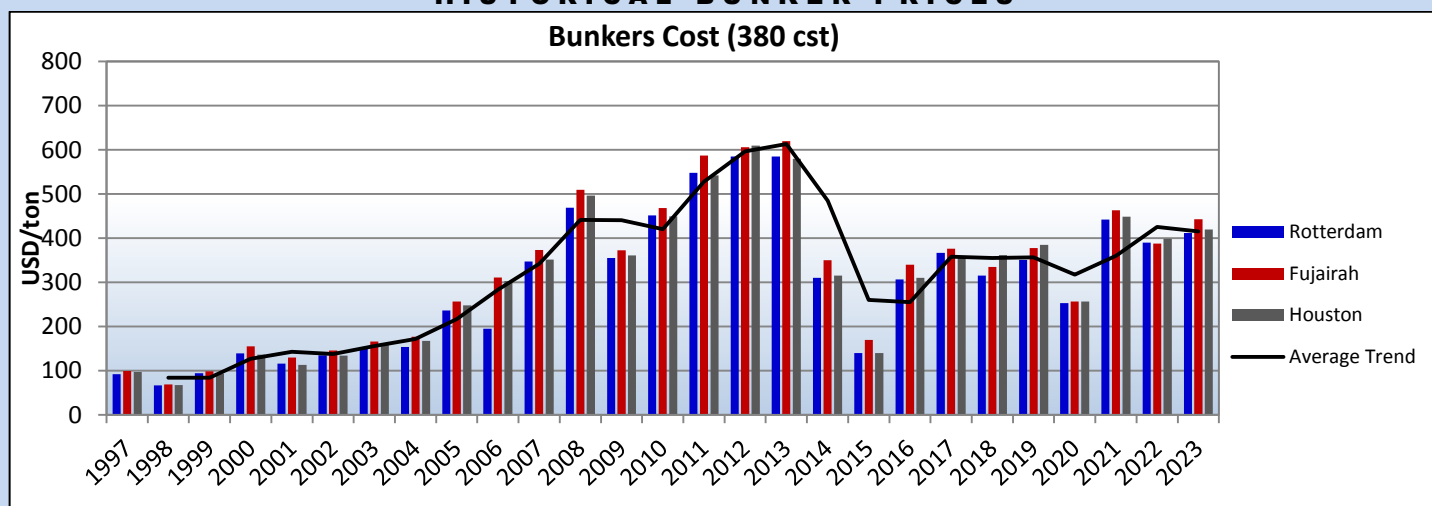
Turkey

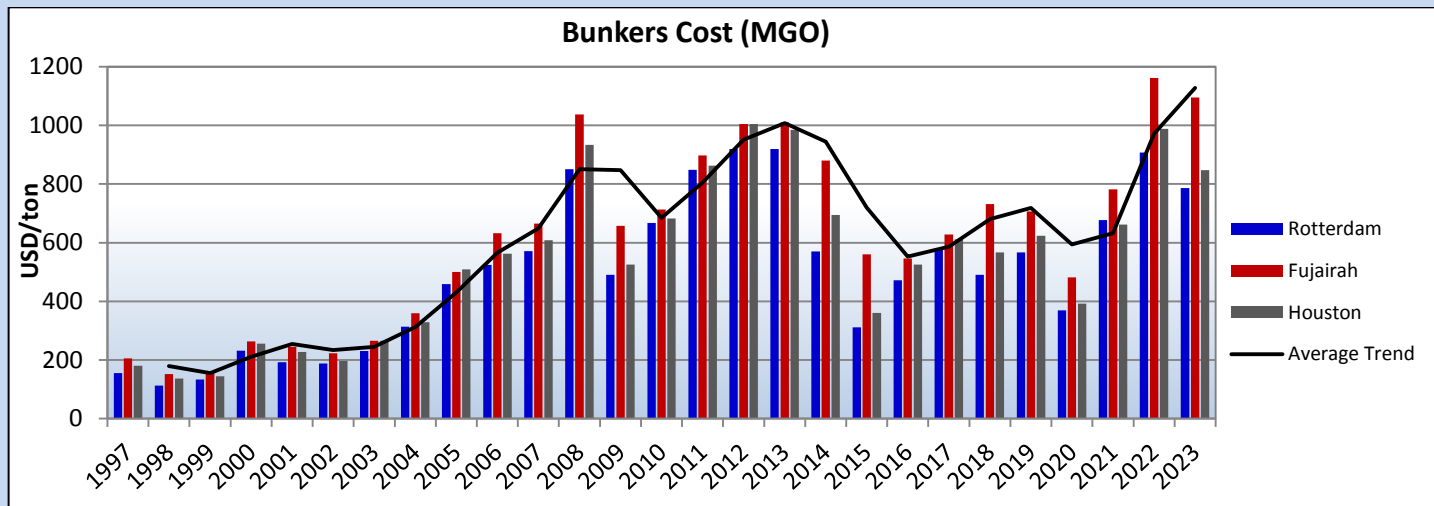
TYPE	NAME	DWT	BLT	LDT	PRICE \$/LDT	COMMENTS
-	-	-	-	-	-	-

Other

TYPE	NAME	DWT	BLT	LDT	PRICE \$/LDT	COMMENTS
BULK	SAMC RESPONSIBILITY	175,775	2003	24,181	520,00	
TANK	NAUTICA MUAR	39,768	1992	10,457	-	
GAS	SEAPEAK ARCTIC	48,857	1993	-	643,00	
CONT	TANTO SENTOSA	6,829	1984	-	497,00	
TANK	DA QING 439	37,603	1999	9,828	500,00	
BULK	MAHAVIR	74,005	2000	10,540	-	
BULK	SAMC RENSPOSIBILITY	175,775	2003	24,181	520,00	

HISTORICAL BUNKER PRICES





	HISTORICAL BUNKER PRICES					
	Rotterdam		Fujairah		Houston	
	380 cst	MGO	380 cst	MGO	380 cst	MGO
2003	151	230.4	166.3	265.2	160.2	265.1
2004	154	313.4	176.7	359.3	167.3	328.7
2005	236	458.4	256.6	500.1	248.3	508.5
2006	195	524.1	310.9	631.8	303	562.3
2007	347	571.3	373.7	664.7	351.8	608.6
2008	469	850.7	509.4	1037.7	496.8	933.2
2009	355	490.6	372.8	657	360.7	525
2010	452	667.1	468.2	712.9	449.3	683
2011	548	848.6	587.5	897.5	542.1	862.4
2012	585	920	606	1005	610	1005
2013	585	920	620	1010	580	985
2014	310	570	350	880	315	695
2015	140	311	170	560	140	360
2016	307	472	340	546	310	525
2017	367	579	376	627.5	356	612
2018	315	490	335	732	362	567
2019	290.4	607.2	290.3	760.3	342	647.8
2020	302	426	312	474	296	461.75
2021	442.5	677	463	782	449	661.5
28-02-23	412.25	786	443.50	1095	420.75	847

MARKET INDICATORS

Currencies



Brent Oil



	GBP	CAD	EUR	JPY	CHF	USD	AUD
GBP	1	0.6105	0.8857	0.0061	0.8866	0.8303	0.5623
CAD	1.6381	1	1.4508	0.0101	1.4523	1.3601	0.9211
EUR	1.1291	0.6893	1	0.0069	1.0010	0.9375	0.6349
JPY	163.075	99.551	144.522	1	144.691	135.460	91.760
CHF	1.1275	0.6886	0.9988	0.0069	1	0.9362	0.6342
USD	1.2043	0.7355	1.0669	0.0074	1.0682	1	0.6774
AUD	1.7778	1.0858	1.5750	0.0109	1.5768	1.4762	1

* 31/01/2023 values

STOCK WATCH

NAME	TICKET	THIS MONTH*	LAST MONTH	CHANGE %	52w HIGH	52w LOW
Capital Product Partners	CPLP	14.46	14.18	1.97%	19.65	12.80
Diana Shipping Inc.	DSX	4.62	3.84	20.31%	6.89	3.36
Dynagas LNG Partners LP	DLNG	3.19	2.97	7.41%	4.49	2.08
Eagle Bulk Shipping Inc.	EGLE	65.27	56.20	16.14%	78.75	40.13
Euroseas Ltd.	ESEA	19.26	19.48	-1.13%	34.50	17.57
Costamare Inc.	CMRE	10.50	10.02	4.79%	18.01	8.55
Navios Maritime Holdings	NM	2.8	1.99	40.70%	4.78	1.53
GasLog Ltd.	GLOG	24.75	24.70	0.20%	26.40	21.94
Safe Bulkers Inc.	SB	3.75	3.16	18.67%	5.12	2.35
Star Bulk Carriers Corp.	SBLK	24.51	22.65	8.21%	33.99	16.85
Stealthgas Inc.	GASS	2.96	2.71	9.23%	4.18	2.10
TEN Inc.	TNP	23.78	16.54	43.77%	24.31	7.48
TOP Ships Inc.	TOPS	0.76	1.3	-41.54%	32.80	0.75
Danaos Corporation	DAC	58.17	58.10	0.12%	107.47	51.10

* 31/01/2023 closing values

Disclaimer: Information and data that appear in this report have been obtained from various sources which are believed to be correct and reliable. However, Athenian Shipbrokers S.A. does not guarantee their accuracy or completeness and therefore cannot be held liable for any loss incurred as a result of reliance in any way whatsoever on the information contained herein.

Kind Regards,



ATHENIAN SHIPBROKERS S.A.