



# ATHENIAN SHIPBROKERS S.A.

107-109, Vas. Pavlou Str., GR 166 73, Voula, Athens, Greece

Tel: +30 210 9659700 - Fax: +30 210 8996040

Email S & P : [athenian@atheniansa.gr](mailto:athenian@atheniansa.gr)

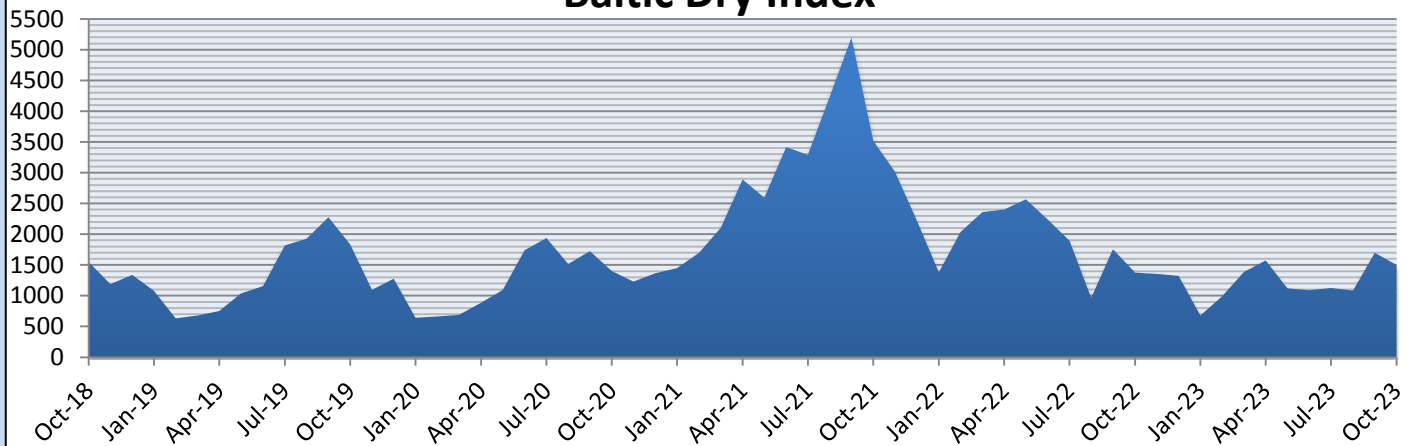
Email Chartering : [chartering@atheniansa.gr](mailto:chartering@atheniansa.gr)

[www.atheniansa.gr](http://www.atheniansa.gr)

**OCT 2023**

## MONTHLY REPORT

### Baltic Dry Index



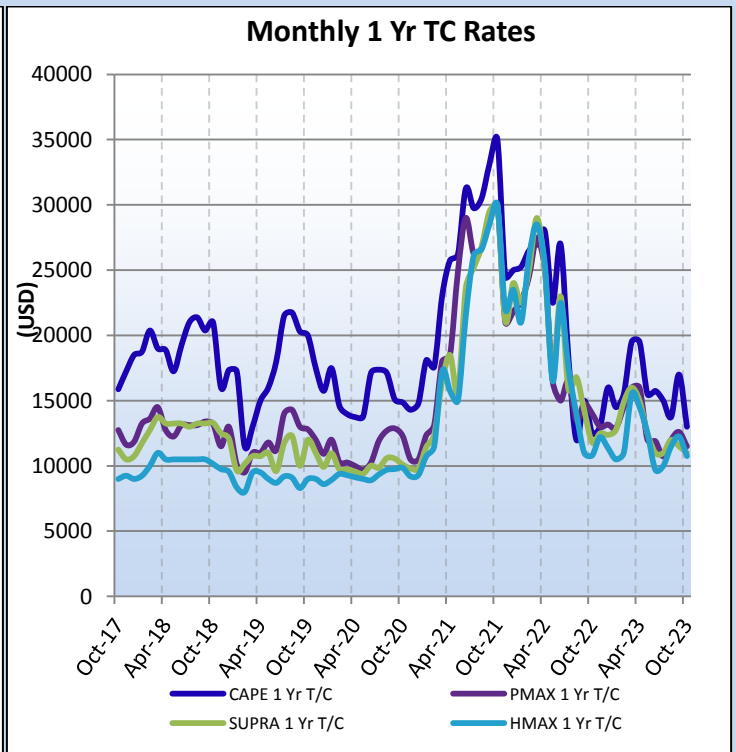
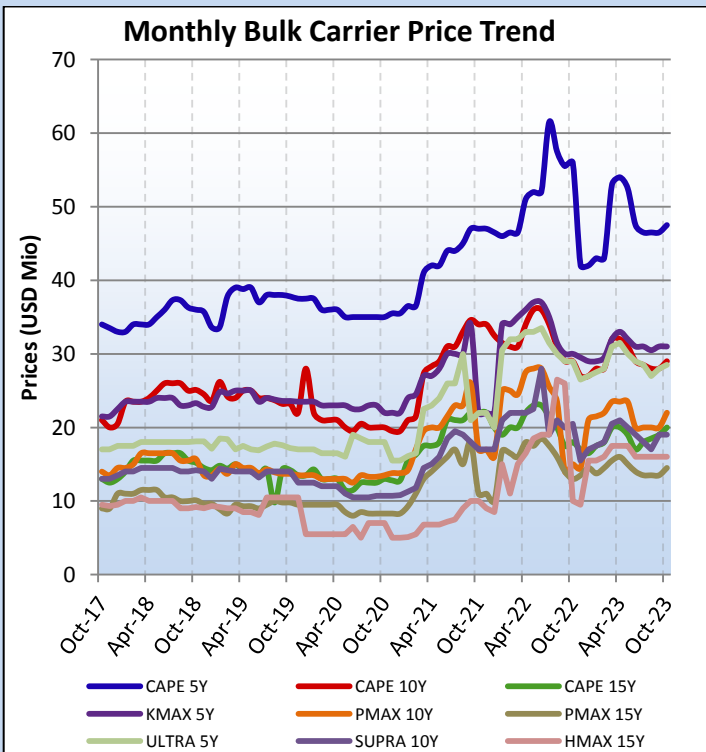
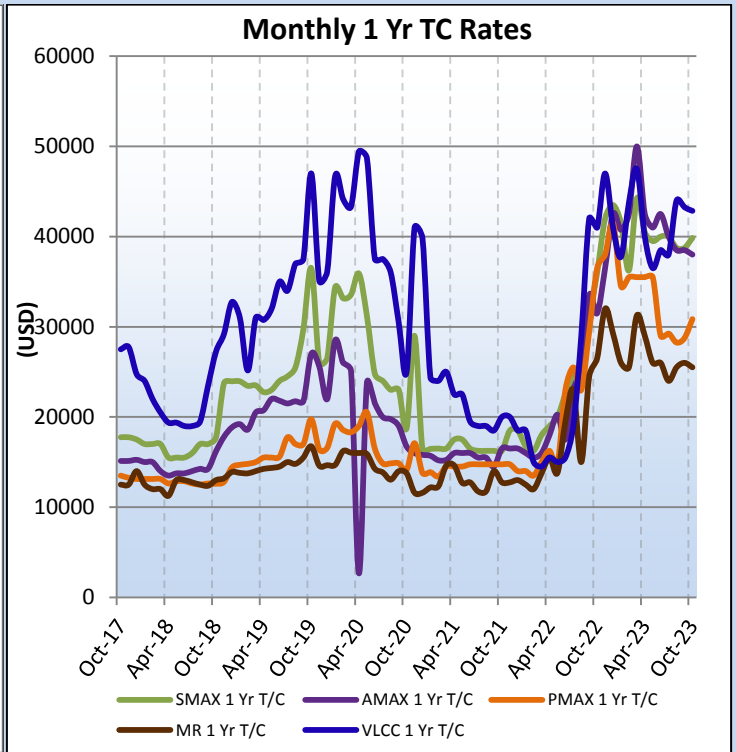
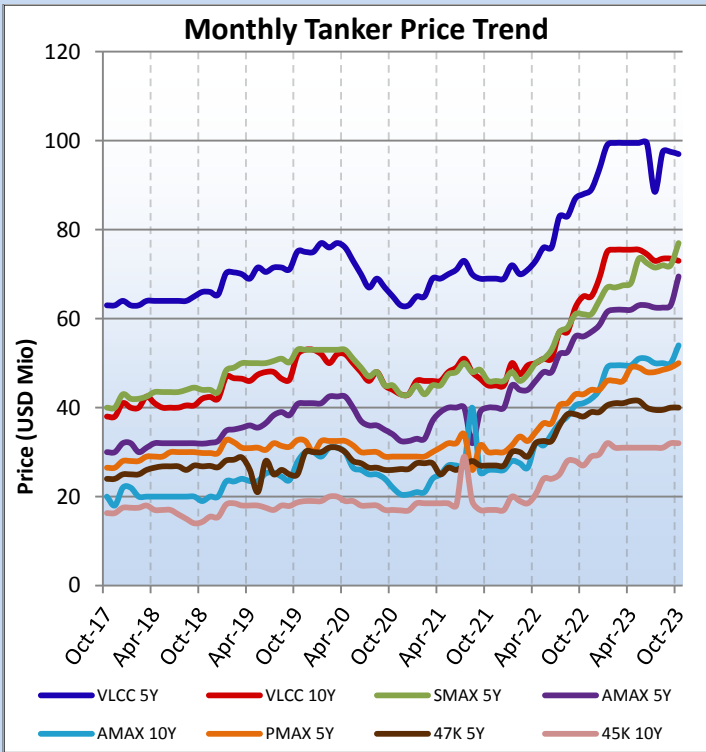
### PRICES TANKERS (\$ MIO)

* Prices reflect Year's End	2017	2018	2019	2020	2021	2022	OCT-23
<b>VLCC 5Y</b>	64	63	75	63	69	93.5	97
<b>VLCC 10Y</b>	41	40	53	43	45	69	73
<b>SUEZMAX 5Y</b>	43	42	53	42	46	64	77
<b>AFRAMAX 5Y</b>	32	32	41	42.5	40	58.5	69.5
<b>AFRAMAX 10Y</b>	22	22	30	28.3	26	44	54
<b>PANAMAX 5Y</b>	28	28	30	29.5	30	44	50
<b>51K 5Y</b>	25	27.5	30	26.5	27	39	42.5
<b>47K 10Y</b>	17.5	16.5	19	17.5	17	29.5	32

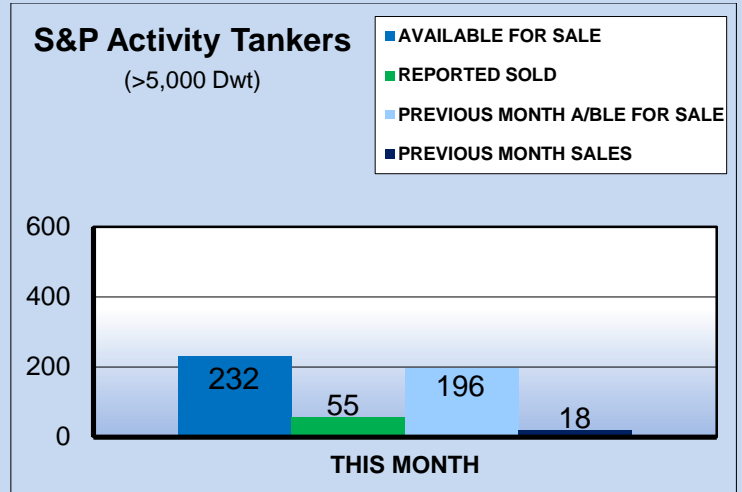
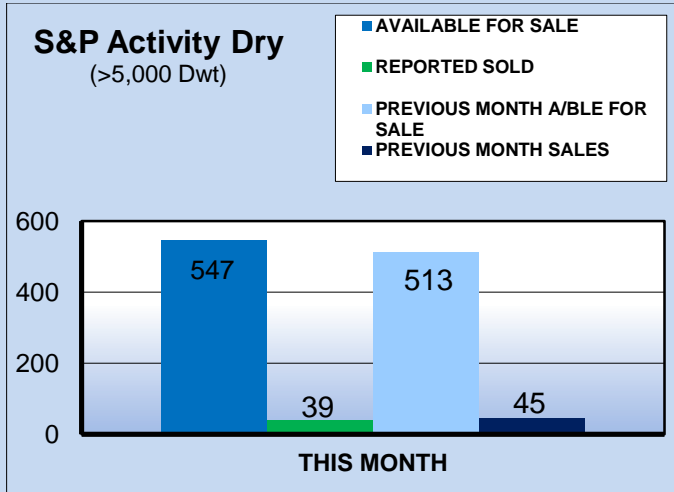
### PRICES BULKERS (\$ MIO)

* Prices reflect Year's End	2017	2018	2019	2020	2021	2022	OCT-23
<b>CAPE SIZE 5Y</b>	33	33	37.5	35.3	46.5	42	47.5
<b>CAPE SIZE 10Y</b>	20.5	23.5	22	19	32.5	27	29
<b>CAPE SIZE 15Y</b>	13	14	13.5	12	20	16.5	20
<b>KAMSARMAX 5Y</b>	22.5	23.5	23.5	21.8	32	29	31
<b>KAMSARMAX 10Y</b>	14.5	14.5	13.5	13.5	22	21	22
<b>PANAMAX 15Y</b>	11	9	9.5	8.8	16	14.5	14.5
<b>PANAMAX 20Y</b>	6.5	6.5	6	5.7	10	9.5	10
<b>ULTRAMAX 5Y</b>	17.5	18	17	17.3	29	27	28.5
<b>SUPRAMAX 10Y</b>	13.5	14	12.5	10.5	20	17	19
<b>HANDY 37K 5Y</b>	14.3	15	16.7	14.5	24	22	24.5
<b>HANDY 37K 10Y</b>	10.5	11.8	9.2	8.7	17	15.5	16

## SECOND HAND SALES & CHARTER FIXTURE TRENDS

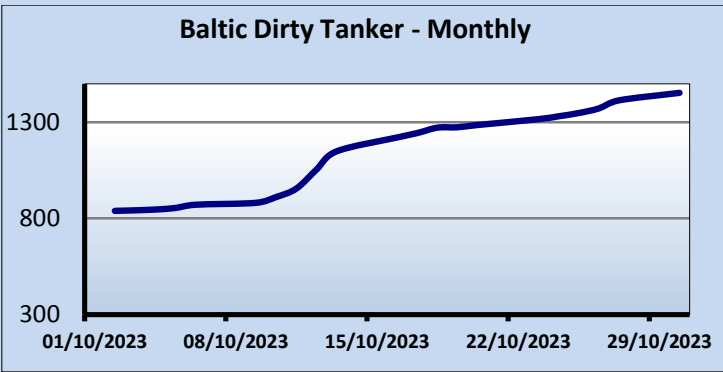
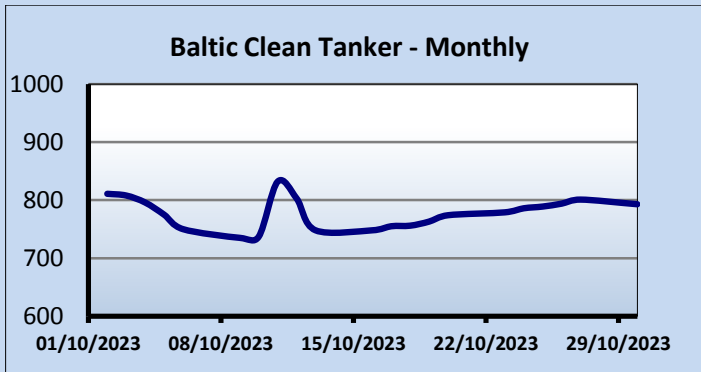
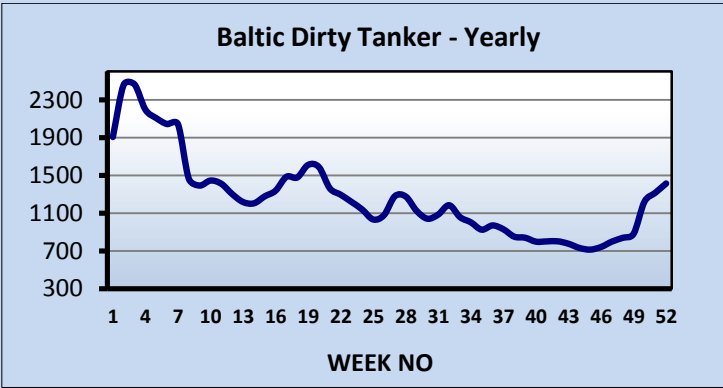
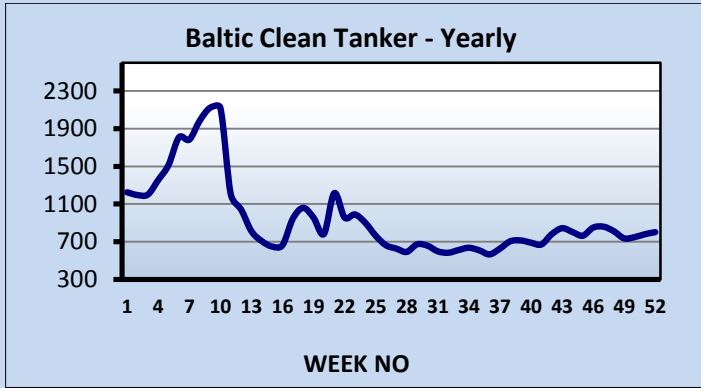


**SECOND HAND TONNAGE MARKET**



\* *Excluding demolition sales*

Sale and Purchase Market							
Ship Type	May-23	Jun-23	Jul-23	Aug-23	Sep-23	Oct-23	Total
<b>BULK</b>	53	38	47	37	45	39	259
<b>TANK</b>	49	21	26	11	18	55	180
<b>GAS</b>	6	3	2	1	2	1	15
<b>CONT</b>	16	15	14	9	8	15	77
<b>TWEEN/MPP</b>	0	0	0	0	0	0	0
<b>REEF</b>	0	0	0	1	0	0	1
<b>RORO</b>	4	0	4	3	1	6	18
<b>FERRY</b>	0	0	0	0	0	0	0
<b>CRUISE</b>	0	0	0	0	0	1	1
<b>Total</b>	<b>128</b>	<b>77</b>	<b>93</b>	<b>62</b>	<b>74</b>	<b>117</b>	<b>551</b>



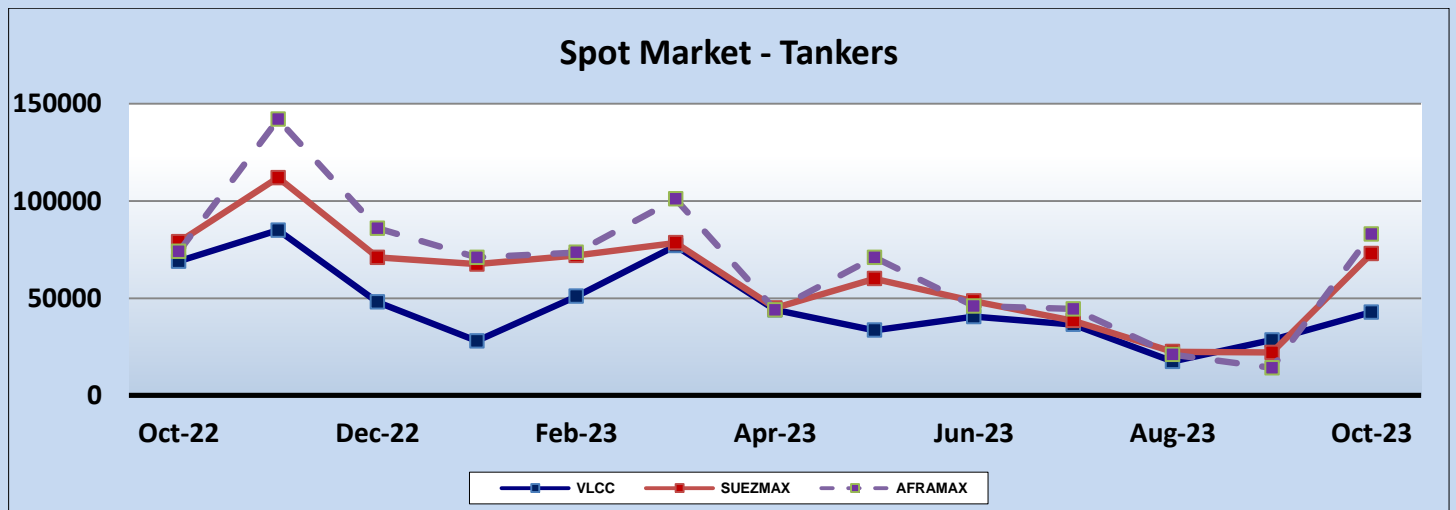
**TANKER SALES**

<b>NAME</b>	<b>DWT</b>	<b>BLT</b>		<b>PRICE \$ (MIO)</b>	<b>BUYER</b>
<b>FORMOSA THIRTEEN</b>	<b>45,706</b>	<b>2005</b>	<b>JAPAN</b>	<b>18</b>	<b>UNDISCLOSED</b>
<b>BALTIC MARINER I</b>	<b>37,304</b>	<b>2006</b>	<b>KOREA</b>	<b>18.5</b>	<b>UNDISCLOSED</b>
<b>JANE S</b>	<b>49,999</b>	<b>2015</b>	<b>KOREA</b>	<b>150</b>	<b>ENBLOC BSS</b>
<b>ESSIE C</b>	<b>49,999</b>	<b>2015</b>	<b>KOREA</b>		
<b>MARIE S</b>	<b>49,999</b>	<b>2016</b>	<b>KOREA</b>		
<b>NANCY P</b>	<b>49,999</b>	<b>2015</b>	<b>KOREA</b>		<b>TORM</b>
<b>CHEROKEE</b>	<b>158,594</b>	<b>2016</b>	<b>KOREA</b>	<b>72</b>	<b>NORDIC AMERICAN TANKERS</b>
<b>ALICE</b>	<b>299,320</b>	<b>2016</b>	<b>KOREA</b>	<b>2,350</b>	<b>ENBLOC BSS</b>
<b>ALEX</b>	<b>299,446</b>	<b>2016</b>	<b>KOREA</b>		
<b>ANNE</b>	<b>299,533</b>	<b>2016</b>	<b>KOREA</b>		
<b>DOMINICA</b>	<b>299,999</b>	<b>2015</b>	<b>KOREA</b>		
<b>DESIRATE</b>	<b>299,999</b>	<b>2016</b>	<b>KOREA</b>		
<b>DRENEC</b>	<b>299,999</b>	<b>2016</b>	<b>KOREA</b>		
<b>ALBORAN</b>	<b>298,991</b>	<b>2016</b>	<b>KOREA</b>		
<b>ARAFURA</b>	<b>298,991</b>	<b>2016</b>	<b>KOREA</b>		
<b>AMUNDSEN</b>	<b>298,991</b>	<b>2017</b>	<b>KOREA</b>		
<b>HERON</b>	<b>297,363</b>	<b>2017</b>	<b>PHILIPPINES</b>		
<b>HATTERAS</b>	<b>297,638</b>	<b>2017</b>	<b>PHILIPPINES</b>		
<b>ARAL</b>	<b>299,011</b>	<b>2016</b>	<b>KOREA</b>		
<b>ARDECHE</b>	<b>298,642</b>	<b>2017</b>	<b>KOREA</b>		
<b>AQUITAINE</b>	<b>298,767</b>	<b>2017</b>	<b>KOREA</b>		
<b>ANDAMAN</b>	<b>299,392</b>	<b>2016</b>	<b>KOREA</b>		
<b>DERIUS</b>	<b>299,995</b>	<b>2019</b>	<b>KOREA</b>		
<b>DALIS</b>	<b>300,000</b>	<b>2020</b>	<b>KOREA</b>		
<b>DELOS</b>	<b>299,986</b>	<b>2021</b>	<b>KOREA</b>		
<b>DIODORUS</b>	<b>299,987</b>	<b>2021</b>	<b>KOREA</b>		
<b>DORIS</b>	<b>299,999</b>	<b>2021</b>	<b>KOREA</b>		

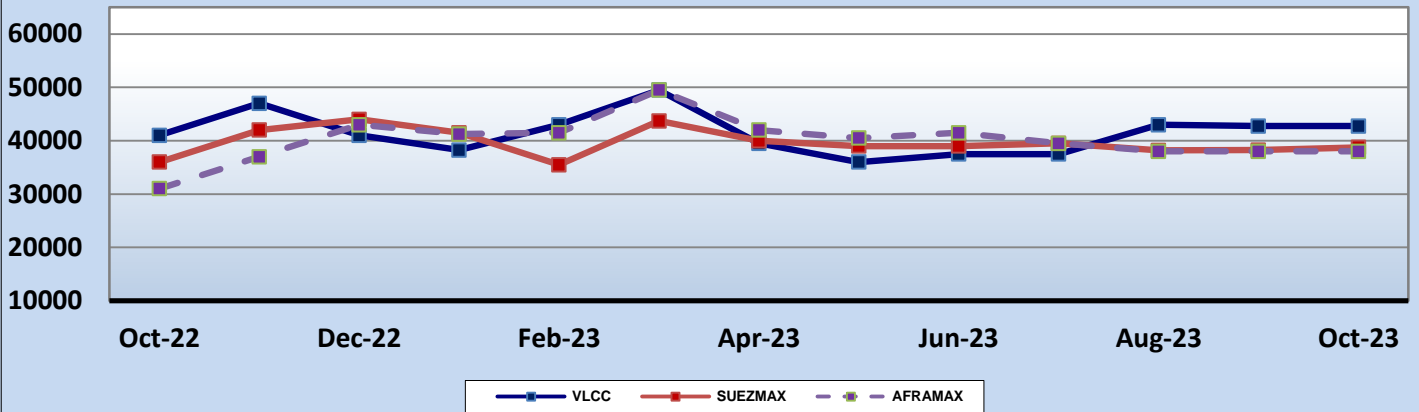
DICKENS	299,982	2021	KOREA		
CASSIUS	300,018	2023	KOREA		
CLOVIS	300,008	2023	KOREA		CL OF FRONTLINE
MH LANGOEY	19,969	2006	JAPAN	15.5	UNDISCLOSED
CRUDEMED	115,643	2018	KOREA	140	ENBLOC BSS
CRUDESUN	115,643	2018	KOREA		UNDISCLOSED
DOLPHIN 01	12,945	2007	KOREA		UNDISCLOSED
SUNNY SKY	38,374	2008	CHINA	18.5	IMS SA
EASTERN NEPTUNE	8,909	2006	JAPAN	43.1	ENBLOC BSS
EASTERN OASIS	8,895	2007	JAPAN		
EASTERN PROSPERITY	8,878	2008	JAPAN		
EASTERN QUEST	8,871	2009	JAPAN		GREEK
CONSTANCE	50,129	2008	KOREA	23	PETROVIETNAM
ELAFONISOS BAY	50,698	2009	KOREA	25	ACTIVE SHIPPING AND MGMNT
GH AUSTEN	49,998	2009	CHINA	23	UNDISCLOSED
ALLIED PACIFIC	46,151	2010	KOREA	28.5	USA
UOG HELIOS	46,093	2009	KOREA	25.5	UNDISCLOSED
BUNGA LILY	19,991	2011	JAPAN	21.7	FGAS PETROL CO
AESOP	74,588	2012	KOREA	83	ENBLOC BSS
SIENA	74,565	2012	KOREA		CL OF NAFTOMAR
SANDPIPER PACIFIC	51,833	2013	KOREA	34	UNDISCLOSED
BORA BORA	49,994	2016	KOREA	80.8	ENBLOC BSS
LACERTA	49,996	2016	KOREA		TURKISH
EVINOS	49,997	2013	KOREA	33.7	GREEK
JAMES COOK	49,995	2013	KOREA	68	ENBLOC BSS
NORD STEADY	49,994	2013	KOREA		UNDISCLOSED
TRF BERGEN	49,126	2015	VIETNAM	36	UNDISCLOSED
DONG-A THEMIS	49,997	2015	KOREA	38	UNDISCLOSED

#### GAS SALES

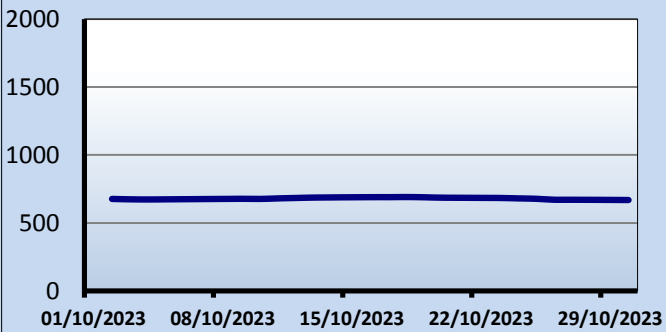
NAME	DWT	BLT		CBM	PRICE \$ (MIO)	BUYER
LNG RIVERS	79,885	2002	KOREA	137,036	35	CL OF CAPITAL GAS



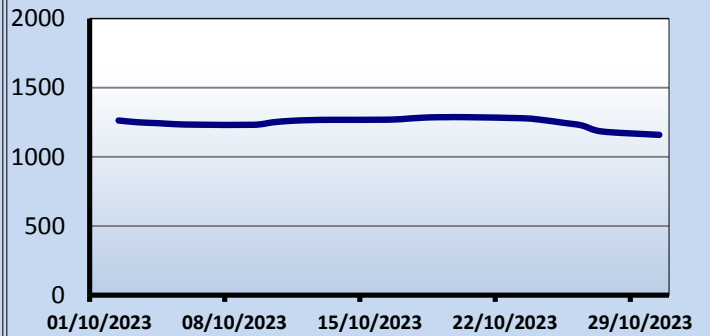
### Period Market - Tankers 1 Year T/C



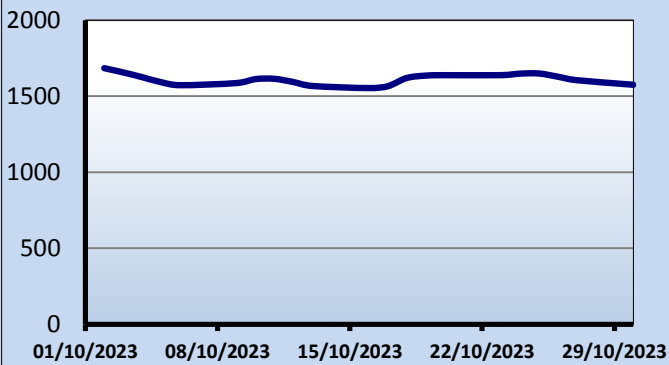
### Baltic Handysize



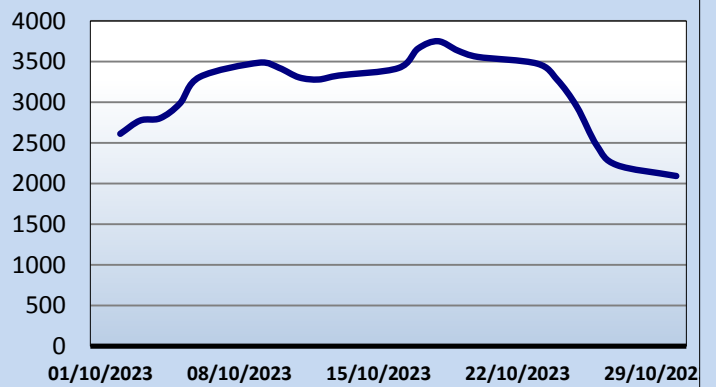
### Baltic Supramax



### Baltic Panamax



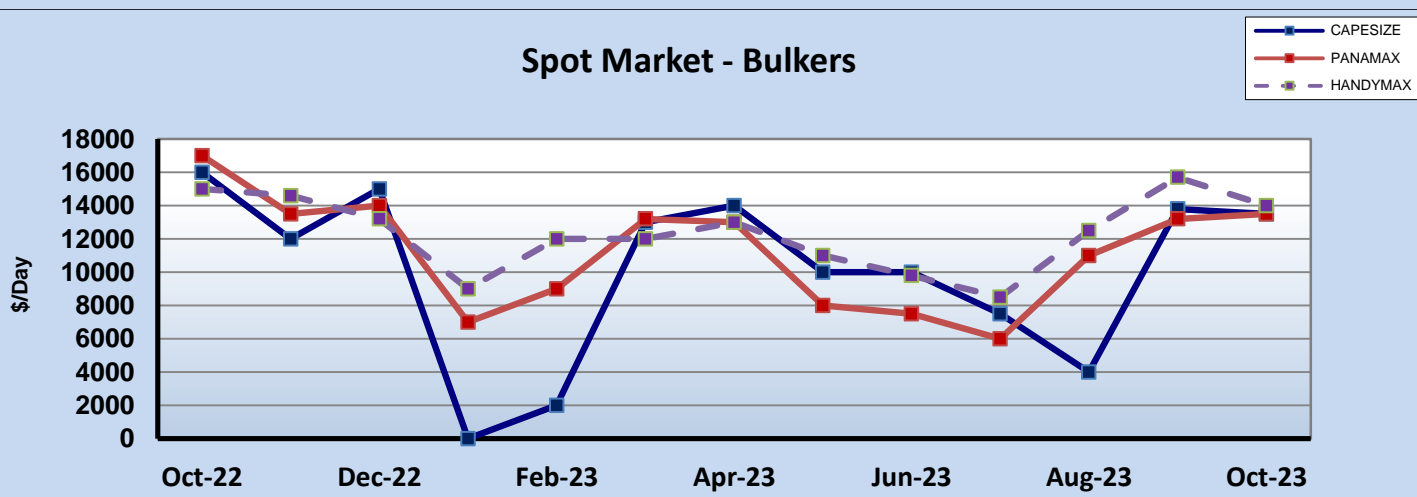
### Baltic Capesize

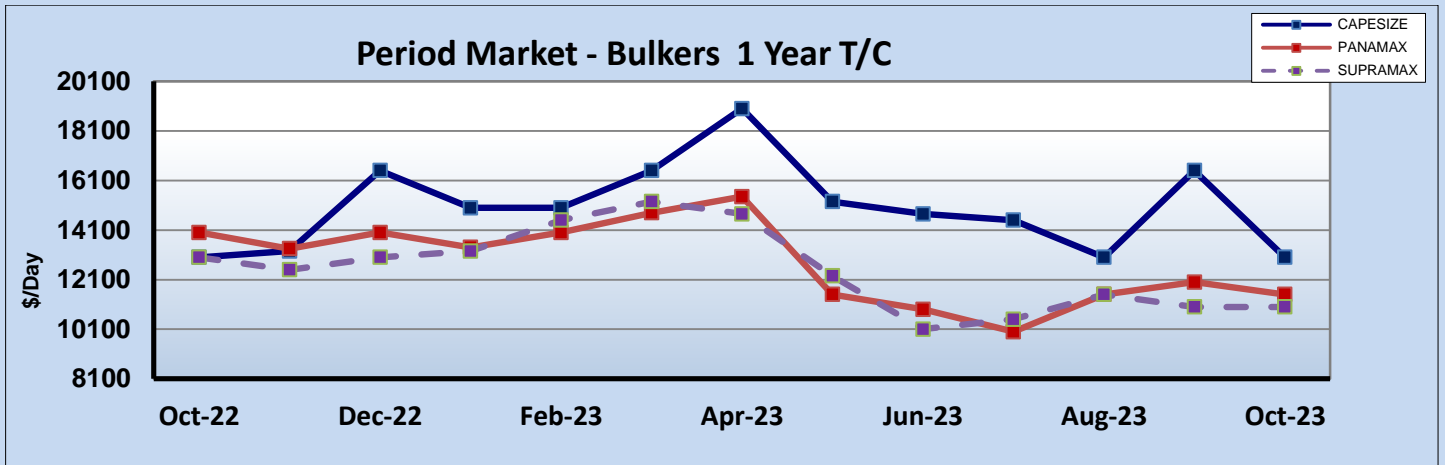


**BULKER SALES**

<i>NAME</i>	<i>DWT</i>	<i>BLT</i>		<i>GEAR</i>	<i>PRICE \$ (MIO)</i>	<i>BUYER</i>
IOANNA POL	50,238	2004	JAPAN	4x30	7.75	CHINESE
SUN RUBY	32,754	2004	JAPAN	4x30.5	8.1	UNDISCLOSED
SANTA VITORIA	61,438	2012	JAPAN	4x30.7	20.5	GREEK
AOM GEORGINA	82,146	2014	PHILIPPINES	-	24.8	UNDISCLOSED
LORD STAR	82,830	2013	JAPAN	-	23.8	UNDISCLOSED
MAJESTY STAR	33,382	2013	JAPAN	4x30.5	15.85	UNDISCLOSED
MARLIN V	61,444	2013	JAPAN	4x30	21.3	UNDISCLOSED
ZEYNO	63,064	2014	CHINA	4x36	22	UNDISCLOSED
ATLANTIC ISLAND	61,311	2014	JAPAN	4x30.7	24	GREEK
CONTAMINES	180,922	2016	CHINA	-	41.75	NEDA MARITIME
COMANCHE	180,322	2016	CHINA	-	87	ENBLOC BSS
CHOW	181,146	2016	CHINA	-	-	ARCELORMITTAL SHI.
SANTA FRANCESCA	61,250	2016	JAPAN	4x30.7	26.8	GREEK
KUNO OLDENDORFF	82,206	2022	CHINA	-	33	CL OF PETROFIN
STAR ZETA	52,994	2003	JAPAN	4x30	8	HONG KONG
BULK TRIDENT	52,514	2005	PHILIPPINES	4x30	9.75	UNDISCLOSED
ORION LII	76,602	2005	JAPAN	-	10.1	FAR EASTERN
PEACE	55,709	2006	JAPAN	4x30	11	VIETNAMESE
STL MIRACLE	82,338	2008	JAPAN	-	15.3	GREEK
ASL NEPTUNE	82,372	2009	JAPAN	-	16.2	GREEK
RHL CLARITA	53,828	2008	CHINA	4x36	9.6	UNDISCLOSED
ST. GREGORY	32,688	2010	CHINA	4x30.5	10.5	MADMAR SHIPPING
BOSTON	177,827	2007	CHINA	-	18	GREEK
AM GIJON	178,462	2011	JAPAN	-	25.75	ALBERTA SHIPMGMT
MAGIC PHOENIX	76,636	2008	JAPAN	-	14	CHINESE
MINERAL SHOUGANG IN.	180,171	2009	CHINA	-	22.7	UNDISCLOSED
LENI SELMER	34,959	2011	CHINA	4x35	11.55	GREEK
VINAYAK	58,089	2009	CHINA	4x30	15	UNDISCLOSED
RED SEA	35,212	2011	CHINA	4x30.5	11.2	UNDISCLOSED
CAPE STAR	175,366	2010	CHINA	-	21.5	CHINESE
ROYAL FUKUYAMA	82,224	2013	JAPAN	-	23	GREEK
AOM JULIA	76,596	2009	JAPAN	-	15.5	UNDISCLOSED
LADY MARITE	76,529	2009	JAPAN	-	15.8	EUROPEAN
CYMONA IRON	176,505	2011	CHINA	-	26.8	MIDDLE EASTERN
ROTTERDAM PEARL	58,020	2010	CHINA	4x35	13.65	UNDISCLOSED
EAST TRADER	175,886	2009	CHINA	-	18	GREEK
HONWIN	57,334	2009	KOREA	4x30	15	CL OF PETROVIETNAM
YANGTZE XING JIN	81,649	2012	CHINA	-	20	UNDISCLOSED
BRENDA	81,005	2014	JAPAN	-	27.4	INDIAN

**Spot Market - Bulkers**





### CONTAINER SALES

NAME	DWT	BLT		GEAR	TEU	PRICE \$ (MIO)	BUYER
SZCZECIN TRADER	23,014	1998	POLAND	3x40	1,728		UNDISCLOSED
OAKLAND	66,781	2000	KOREA	3x13	4,843	12.2	CL OF TRANSFAR S.
WAN HAI 301	30,250	2001	JAPAN	-	2,496	15	ENBLOC BSS
WAN HAI 302	30,234	2002	JAPAN	-	2,496		CHINESE
NORTHERN MAGNITUDE	85,810	2003	KOREA	-	6,732	17.5	CL OF MSC
THORSTAR	39,425	2003	KOREA	-	2,824	13	CL OF EUROSEAS
PEGASUS PRIME	9,618	2004	KOREA	-	710	4	U.A.E.
AS FLORA	17,266	2005	GERMANY	-	1,223	21.7	ENBLOC BSS
AS RAFAELA	20,335	2007	GERMANY	-	1,440		
AS ROBERTA	20,291	2006	GERMANY	-	1,440		CL OF ARKAS SHIP.
PADIAN 2	15,247	2006	JAPAN	-	1,060	6	HONG KONG
AS ROSALIA	21,206	2009	CHINA	-	1,496		CL OF CONTSHIPS
A KOBE	24,470	2023	CHINA	-	1,800	25	GREEK
INDEPENDENT QUEST	41,743	2005	POLAND	3x45	3,091		UNDISCLOSED
ASIATIC ISLAND	12,720	2007	TURKEY	-	1,147		CL OF MAHONEY M.

### Ro-Pax / Fast Ferries SALES

NAME	GT	BLT		Pax	PRICE \$(MIO)	BUYER
-	-	-	-	-	-	-



**CRUISE SALES**

<i>NAME</i>	<i>GT</i>	<i>BLT</i>		<i>Pax</i>	<i>PRICE \$ (MIO)</i>	<i>BUYER</i>
<b>COSTA ATLANTICA</b>	<b>85861</b>	<b>2000</b>	<b>FINLAND</b>	<b>2,680</b>		<b>CL OF MARGARITAVILLE SEA</b>

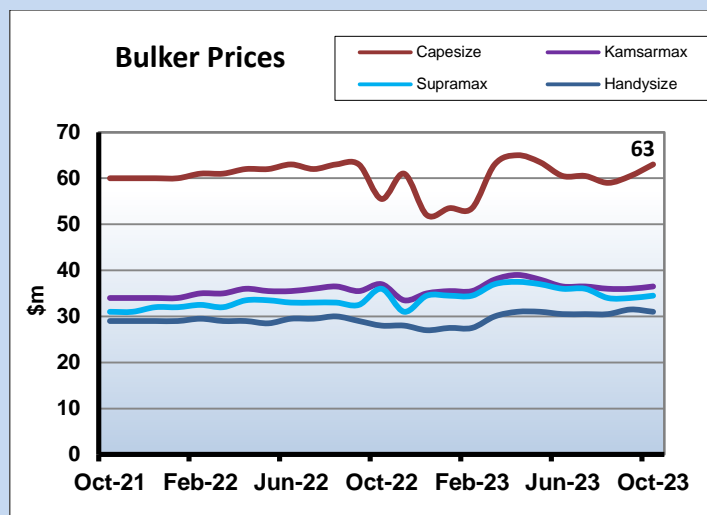
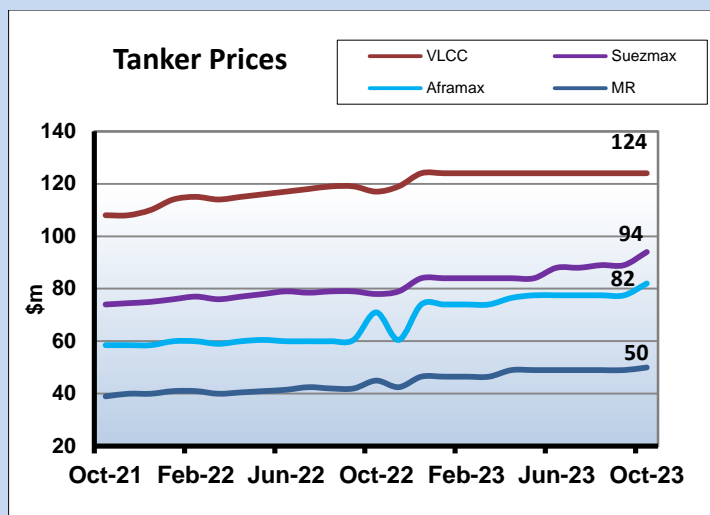
**Ro-Ro SALES**

<i>NAME</i>	<i>GT</i>	<i>BLT</i>		<i>Pax</i>	<i>PRICE \$ (MIO)</i>	<i>BUYER</i>
<b>MOYSALEN</b>	<b>3638</b>	<b>1993</b>	<b>NORWAY</b>	<b>399</b>		<b>UNDISCLOSED</b>
<b>ROST</b>	<b>2052</b>	<b>1991</b>	<b>NORWAY</b>	<b>250</b>		<b>CL OF EIMSKIP</b>
<b>MOBILE EXPRESS</b>	<b>21801</b>	<b>2014</b>	<b>ITALY</b>	<b>-</b>	<b>36.41</b>	<b>GRENDI TRANSPORTI MAR</b>
<b>HUMBRIA SEAWAYS</b>	<b>60465</b>	<b>2020</b>	<b>CHINA</b>	<b>12</b>	<b>212</b>	<b>ENBLOC BSS</b>
<b>SCANDIA SEAWAYS</b>	<b>60465</b>	<b>2021</b>	<b>CHINA</b>	<b>12</b>		
<b>FLANDRIA SEAWAYS</b>	<b>60465</b>	<b>2020</b>	<b>CHINA</b>	<b>12</b>		<b>NAVIGARE CAPITAL</b>

**OFFSHORE SALES**

<i>NAME</i>	<i>GT</i>	<i>BLT</i>		<i>BOLL. PULL</i>	<i>PRICE \$ (MIO)</i>	<i>BUYER</i>
<b>SKANDI CALEDONIA</b>	<b>3285</b>	<b>2003</b>	<b>UKRAINE</b>	<b>-</b>		<b>ENBLOC BSS</b>
<b>SKANDI BARRA</b>	<b>3350</b>	<b>2005</b>	<b>ROMANIA</b>	<b>-</b>		<b>CL OF ATLANTICA S.</b>
<b>DELTA COMMODRE</b>	<b>1708</b>	<b>2008</b>	<b>USA</b>	<b>-</b>		<b>CL OF GOLFO APOYO</b>
<b>GSP PERSEU</b>	<b>5448</b>	<b>2006</b>	<b>CHINA</b>	<b>-</b>		<b>BRAZILIAN</b>

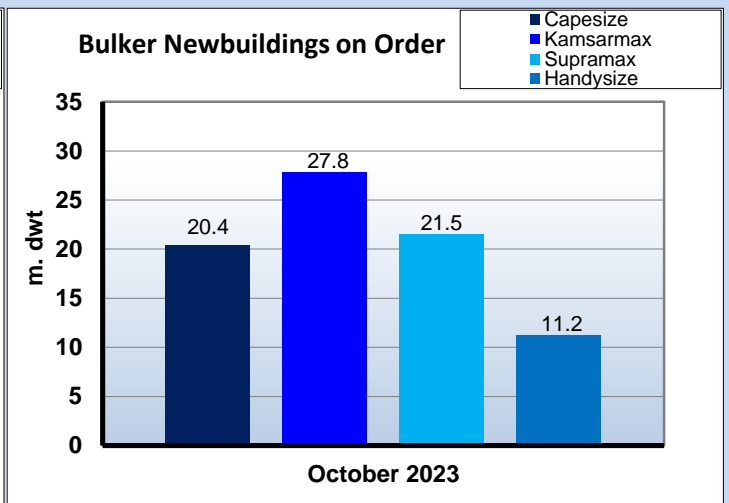
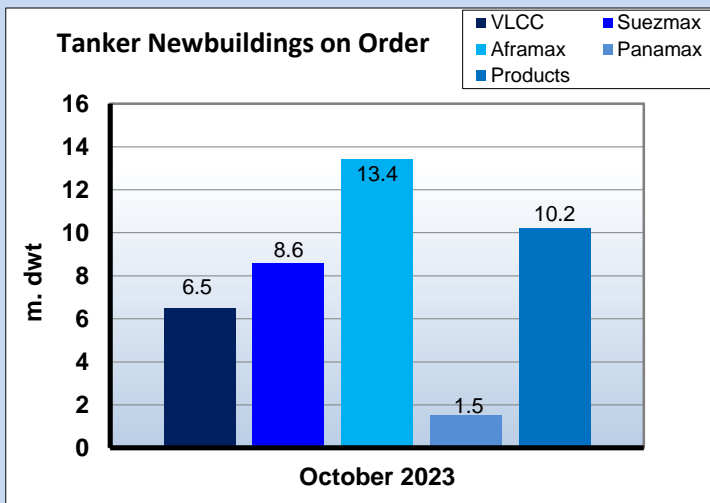
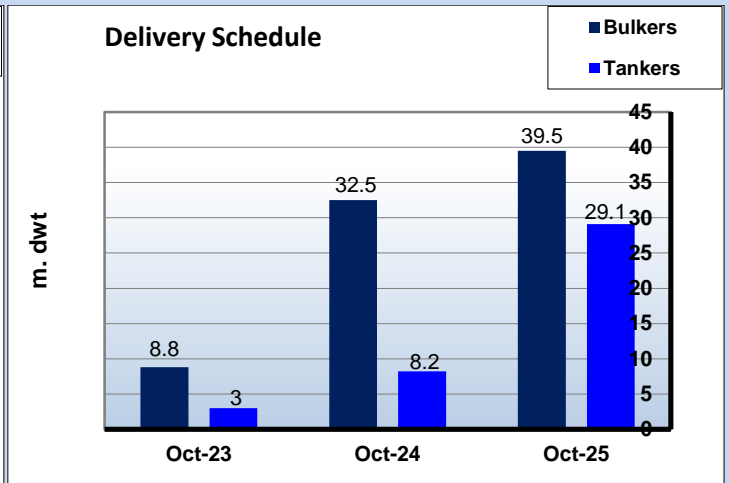
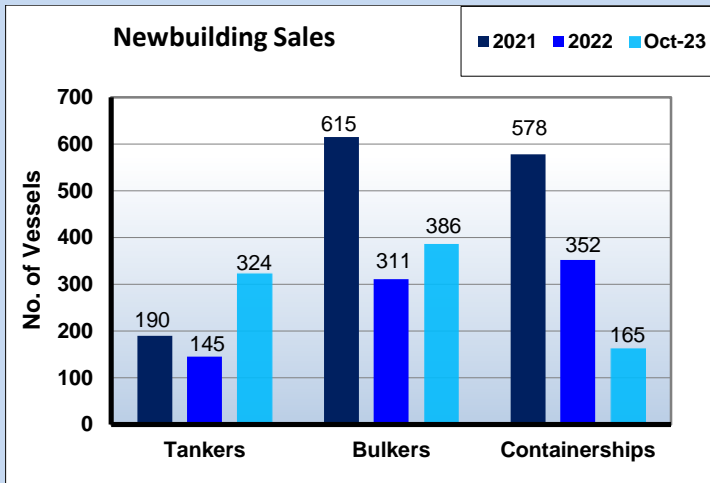
## NEW BUILDING MARKET AND REPORTED CONTRACTS



Dry Bulk Orderbook					
Ship Type	m.Dwt	2023	2024	2025+	Total No. Ships
Capesize		2.1	6.8	11.5	100
Kamsarmax		3.2	9.8	14.7	338
Supra/Hmax		2.1	10.7	8.6	341
Handies		1.4	5.1	4.7	313
<b>Total</b>		<b>8.8</b>	<b>32.5</b>	<b>39.5</b>	<b>1092</b>

Tanker Orderbook					
Ship Type	m.Dwt	2023	2024	2025+	Total No. Ships
ULCC/VLCC		1.2	0.3	5.0	21
Suezmax		0.2	1.3	7.2	55
Aframax		0.7	3.7	9.1	117
Panamax		0.1	0.0	1.4	20
MR + Small		0.8	3.0	6.4	281
<b>Total</b>		<b>3.0</b>	<b>8.2</b>	<b>29.1</b>	<b>494</b>

LPG Orderbook					
Ship Type	,000cb	2023	2024	2025+	Total No. Ships
VLGC		1,261	1,818	6,415	103
LGC		0	45	405	10
MR		182	362	516	29
Handy		15	96	63	28
Small		1	9	4	5
<b>Total m.Dwt</b>		<b>1,460</b>	<b>2,330</b>	<b>7,402</b>	<b>175</b>



DWT in Thousands	Newbuilding Historical Prices (\$m)													
	Oct-23	2022	2021	2020	2019	2018	2017	2016	2010	2005	2000	1995	1990	1985
<b>Tankers</b>														
320 DWT <sup>1</sup>	124	124	110	85.5	95.6	92.4	81.5	84.5	104.8	120	76.5	85.3	87.4	38.2
170 DWT <sup>1</sup>	94	84	75	57	71.7	60.6	55	54.5	66.3	71.5	52.5	54	66.1	28.2
115 DWT <sup>1</sup>	82	74	58.5	46.5	55.1	48.1	44	44.5	56	58	41.5	43.3	53.2	18.1
50 DWT <sup>1</sup>	50	46.5	40	34	38.8	36.7	33.8	32.5	36.1	43	29.5	33.2	32.1	13.3
<b>Bulkers</b>														
185 DWT <sup>1</sup>	63	51.5	46.5	51.8	50.4	44	42	46	57.2	58.5	40.5	42.3	60.2	29.3
83 DWT <sup>1</sup>	36.5	35	26	30.6	28.1	25.5	24.5	25.7	34.3	36	22.5	27.9	30	13.4
64 DWT <sup>1</sup>	34.5	34	24	27.4	26.2	24	22.3	24.1	31.1	31	20.5	24.1	25.3	12.4
35 DWT <sup>1</sup>	31	27	23	22.6	23.9	22	19.5	20.3	26.3	25.5	15	19.2	21.3	9.7
	<sup>1</sup> Before 2001 sizes to read 280,000 - 140,000 - 95,000 - 40,000 respectively for tankers and 150,000 - 69,000 for Bulkers <sup>2</sup> Single Hull <sup>3</sup> 30,000 DWT +Prior 2017 to read 73 - 76k dwt, 45k dwt & 30k dwt (note: above is for vessels built Japan / Korea, you should also consider US\$ / Yen / Won relation for the years mentioned)													

**Newbuilding Orders**

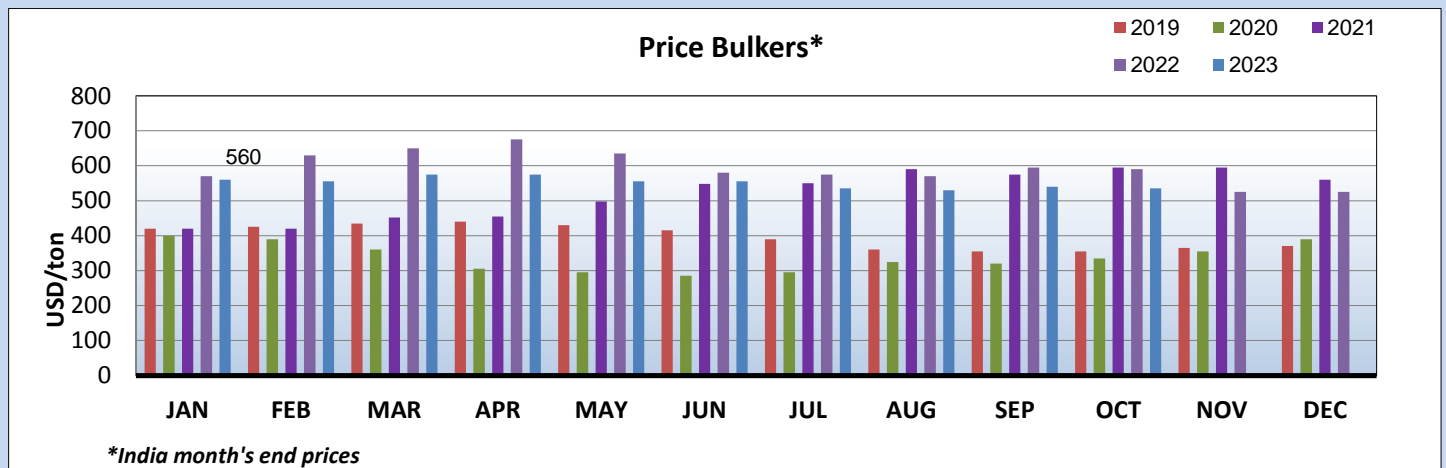
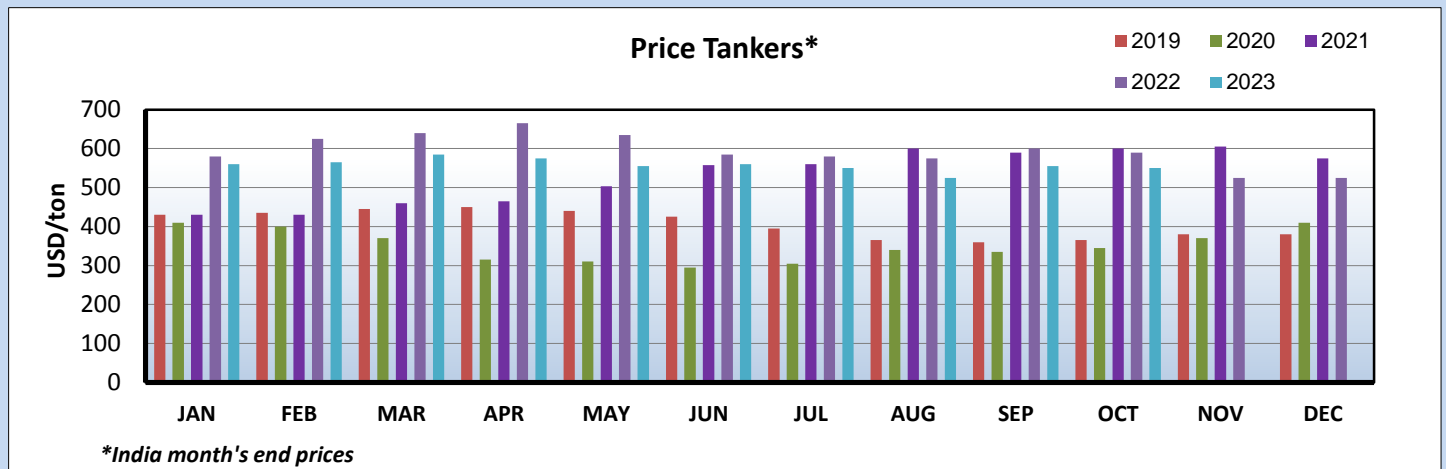
<i>TYPE</i>	<i>DWT</i>	<i>BUILDER</i>	<i>DELIVERY</i>	<i>PRICE</i> \$	<i>OWNER</i>	<i>NOTES</i>
<b>GCARGO</b>	<b>7,280</b>	<b>TB KAMPEN</b>	<b>2026</b>		<b>CARISBROOKE SHIP.</b>	
<b>C,U &amp; FP LAY</b>	<b>-</b>	<b>CMHI(JIANGSU)</b>	<b>2026</b>	<b>-</b>	<b>JAN DE NUL GROUP</b>	<b>MTHNL, B.HY.</b>
<b>CONT</b>	<b>14,210</b>	<b>HUANGPU WENCHONG</b>	<b>2026</b>	<b>-</b>	<b>ELBDEICH REEDEREI</b>	<b>MTHNL</b>
<b>CONT</b>	<b>14,210</b>	<b>HUANGPU WENCHONG</b>	<b>2026</b>	<b>-</b>	<b>ELBDEICH REEDEREI</b>	<b>MTHNL</b>
<b>CONT</b>	<b>14,210</b>	<b>HUANGPU WENCHONG</b>	<b>JUN 2026</b>	<b>-</b>	<b>ELBDEICH REEDEREI</b>	<b>MTHNL</b>
<b>CONT</b>	<b>14,210</b>	<b>HUANGPU WENCHONG</b>	<b>MAR 2026</b>	<b>-</b>	<b>ELBDEICH REEDEREI</b>	<b>MTHNL</b>
<b>BULK</b>	<b>82,000</b>	<b>OSHIMA SHIPBUILDING</b>	<b>2025</b>	<b>-</b>	<b>ALASSIA NEWSHIPS</b>	
<b>BULK</b>	<b>64,000</b>	<b>OSHIMA SHIPBUILDING</b>	<b>DEC 2024</b>	<b>-</b>	<b>ALASSIA NEWSHIPS</b>	
<b>BULK</b>	<b>64,000</b>	<b>OSHIMA SHIPBUILDING</b>	<b>OCT 2024</b>	<b>-</b>	<b>ALASSIA NEWSHIPS</b>	
<b>CHEM&amp;OIL</b>	<b>18,500</b>	<b>WUCHANG SB GROUP</b>	<b>JUN 2026</b>	<b>-</b>	<b>ATHENIAN SEA CARRIERS</b>	
<b>CHEM&amp;OIL</b>	<b>18,500</b>	<b>WUCHANG SB GROUP</b>	<b>APR 2026</b>	<b>-</b>	<b>ATHENIAN SEA CARRIERS</b>	
<b>CHEM&amp;OIL</b>	<b>18,500</b>	<b>WUCHANG SB GROUP</b>	<b>FEB 2026</b>	<b>-</b>	<b>ATHENIAN SEA CARRIERS</b>	
<b>CHEM&amp;OIL</b>	<b>18,500</b>	<b>WUCHANG SB GROUP</b>	<b>DEC 2025</b>	<b>-</b>	<b>ATHENIAN SEA CARRIERS</b>	
<b>LNG</b>	<b>96,000</b>	<b>SAMSUNG HI</b>	<b>SEP 2026</b>	<b>260</b>	<b>mitsui osk lines</b>	
<b>BULK</b>	<b>81,200</b>	<b>UNKOWN YARD / JAPAN</b>	<b>FEB 2027</b>		<b>SAFE BULKERS</b>	<b>MTHNL</b>
<b>BULK</b>	<b>81,200</b>	<b>UNKOWN YARD / JAPAN</b>	<b>NOV 2026</b>		<b>SAFE BULKERS</b>	<b>MTHNL</b>
<b>LPG</b>	<b>27,500</b>	<b>YANGZI-MITSUI</b>	<b>AUG 2027</b>		<b>JALDHI OVERSEAS</b>	<b>LPG</b>
<b>LPG</b>	<b>27,500</b>	<b>YANGZI-MITSUI</b>	<b>MAY 2027</b>		<b>JALDHI OVERSEAS</b>	<b>LPG</b>
<b>RFR FISH C.</b>	<b>10,500</b>	<b>ZHOUSHAN HETAI SB</b>	<b>MAR 2025</b>		<b>ZHEIJANG DONGFANG</b>	<b>SCRUBBER</b>
<b>RFR FISH C.</b>	<b>10,500</b>	<b>ZHOUSHAN HETAI SB</b>	<b>FEB 2025</b>		<b>ZHEIJANG DONGFANG</b>	<b>SCRUBBER</b>
<b>PASS/CAR F.</b>		<b>FINCANTIERI PALERMO</b>	<b>2026</b>		<b>GOVT. SICILY</b>	<b>LNG</b>
<b>TANKER</b>	<b>319,000</b>	<b>QUINGDAO BEIHAI SB</b>	<b>SEP 2026</b>		<b>EURONAV NV</b>	<b>SCRUB. AM.</b>
<b>MPP</b>	<b>3,800</b>	<b>DAMEN YICHANG</b>	<b>2025</b>		<b>FAST LINES</b>	
<b>MPP</b>	<b>3,800</b>	<b>DAMEN YICHANG</b>	<b>2025</b>		<b>FAST LINES</b>	
<b>LNG</b>	<b>98,000</b>	<b>CMHI (JIANGSU)</b>	<b>2027</b>		<b>CELSIUS TANKERS</b>	<b>LNG</b>
<b>LNG</b>	<b>98,000</b>	<b>CMHI (JIANGSU)</b>	<b>2027</b>		<b>CELSIUS TANKERS</b>	<b>LNG</b>
<b>PCC</b>	<b>24,000</b>	<b>CMJL (NANJING)</b>	<b>JAN 2027</b>		<b>WALLENIOUS WILHELMSSEN</b>	<b>MTHNL. AM.</b>
<b>PCC</b>	<b>24,000</b>	<b>CMJL (NANJING)</b>	<b>NOV 2026</b>		<b>WALLENIOUS WILHELMSSEN</b>	<b>MTHNL, AM.</b>
<b>PCC</b>	<b>24,000</b>	<b>CMJL (NANJING)</b>	<b>SEP 2026</b>		<b>WALLENIOUS WILHELMSSEN</b>	<b>MTHNL, AM.</b>
<b>PCC</b>	<b>24,000</b>	<b>CMJL (NANJING)</b>	<b>JUL 2026</b>		<b>WALLENIOUS WILHELMSSEN</b>	<b>MTHNL, AM.</b>
<b>LNG</b>	<b>96,000</b>	<b>HYUNDAI HI (ULSAN)</b>	<b>2029</b>		<b>QATARENERGY</b>	<b>LNG</b>
<b>LNG</b>	<b>96,000</b>	<b>HYUNDAI HI (ULSAN)</b>	<b>2029</b>		<b>QATARENERGY</b>	<b>LNG</b>
<b>LNG</b>	<b>96,000</b>	<b>HYUNDAI HI (ULSAN)</b>	<b>2029</b>		<b>QATARENERGY</b>	<b>LNG</b>
<b>LNG</b>	<b>96,000</b>	<b>HYUNDAI HI (ULSAN)</b>	<b>2029</b>		<b>QATARENERGY</b>	<b>LNG</b>
<b>LNG</b>	<b>96,000</b>	<b>HYUNDAI HI (ULSAN)</b>	<b>2029</b>		<b>QATARENERGY</b>	<b>LNG</b>
<b>LNG</b>	<b>96,000</b>	<b>HYUNDAI HI (ULSAN)</b>	<b>2029</b>		<b>QATARENERGY</b>	<b>LNG</b>
<b>LNG</b>	<b>96,000</b>	<b>HYUNDAI HI (ULSAN)</b>	<b>2028</b>		<b>QATARENERGY</b>	<b>LNG</b>
<b>LNG</b>	<b>96,000</b>	<b>HYUNDAI HI (ULSAN)</b>	<b>2028</b>		<b>QATARENERGY</b>	<b>LNG</b>
<b>LNG</b>	<b>96,000</b>	<b>HYUNDAI HI (ULSAN)</b>	<b>2028</b>		<b>QATARENERGY</b>	<b>LNG</b>
<b>LNG</b>	<b>96,000</b>	<b>HYUNDAI HI (ULSAN)</b>	<b>2028</b>		<b>QATARENERGY</b>	<b>LNG</b>
<b>LNG</b>	<b>96,000</b>	<b>HYUNDAI HI (ULSAN)</b>	<b>2028</b>		<b>QATARENERGY</b>	<b>LNG</b>
<b>LNG</b>	<b>96,000</b>	<b>HYUNDAI HI (ULSAN)</b>	<b>2028</b>		<b>QATARENERGY</b>	<b>LNG</b>
<b>LNG</b>	<b>96,000</b>	<b>HYUNDAI HI (ULSAN)</b>	<b>2028</b>		<b>QATARENERGY</b>	<b>LNG</b>
<b>LNG</b>	<b>96,000</b>	<b>HYUNDAI HI (ULSAN)</b>	<b>2027</b>		<b>QATARENERGY</b>	<b>LNG</b>
<b>LNG</b>	<b>96,000</b>	<b>HYUNDAI HI (ULSAN)</b>	<b>2027</b>		<b>QATARENERGY</b>	<b>LNG</b>
<b>LNG</b>	<b>96,000</b>	<b>HYUNDAI HI (ULSAN)</b>	<b>2027</b>		<b>QATARENERGY</b>	<b>LNG</b>
<b>LNG</b>	<b>96,000</b>	<b>HYUNDAI HI (ULSAN)</b>	<b>2027</b>		<b>QATARENERGY</b>	<b>LNG</b>

## DEMOLITION MARKET

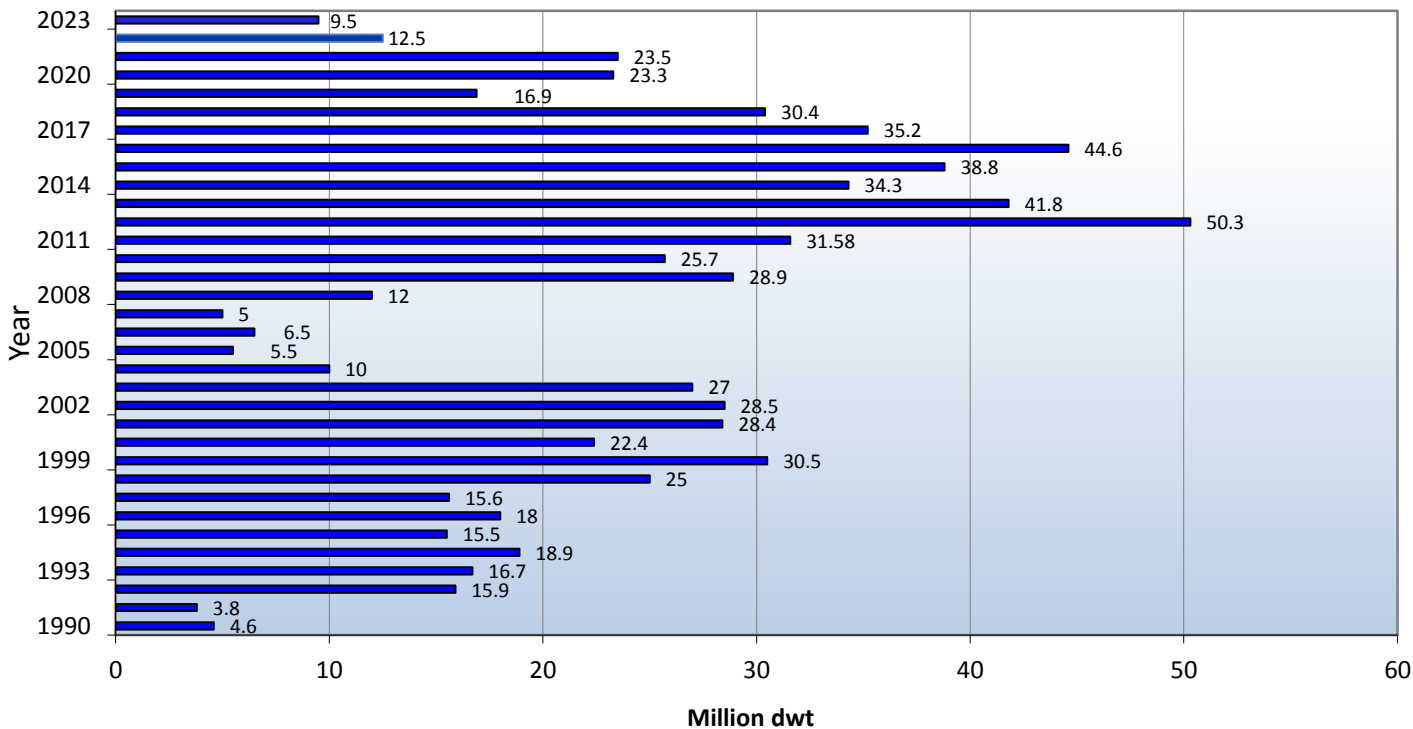
### \* MONTH'S END PRICES

Demolition Prices		
	Gen Cargo	Tanker
<b>India</b>	<b>550/lt Ldt</b>	<b>550/lt Ldt</b>
<b>Bangladesh</b>	<b>540/lt Ldt</b>	<b>540/lt Ldt</b>
<b>Pakistan</b>	<b>535/lt Ldt</b>	<b>535/lt Ldt</b>
<b>Turkey</b>	<b>310/lt Ldt</b>	<b>310/lt Ldt</b>

### Demolition Historical Data

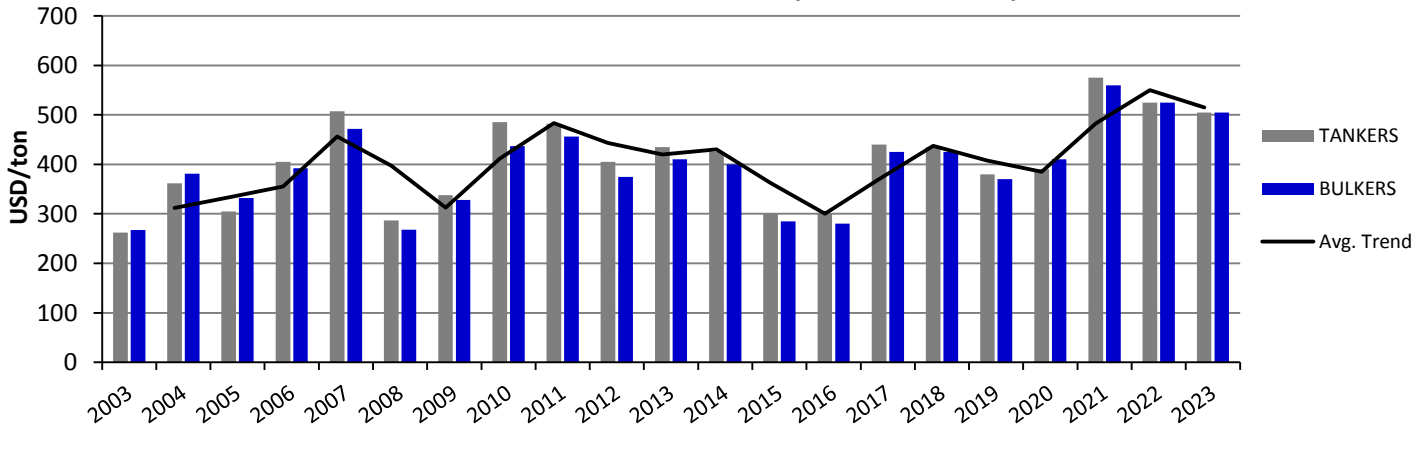


### Total Demolition (Dwt)



\* Bss reported sales

### Historical Demolition Prices (India Year's End)



HISTORICAL DEMOLITION PRICES (*Indian Year's End)																			
	2005	2006	2007	2008	2009	2010	2011	2012	2013	2014	2015	2016	2017	2018	2019	2020	2021	2022	CURR
<b>WET</b>	<b>302</b>	<b>405</b>	<b>507</b>	<b>287</b>	<b>338</b>	<b>485</b>	<b>482</b>	<b>405</b>	<b>435</b>	<b>425</b>	<b>300</b>	<b>300</b>	<b>440</b>	<b>435</b>	<b>380</b>	<b>410</b>	<b>575</b>	<b>525</b>	<b>505</b>
<b>DRY</b>	<b>332</b>	<b>392</b>	<b>472</b>	<b>268</b>	<b>328</b>	<b>437</b>	<b>456</b>	<b>375</b>	<b>410</b>	<b>400</b>	<b>285</b>	<b>280</b>	<b>425</b>	<b>425</b>	<b>370</b>	<b>390</b>	<b>560</b>	<b>525</b>	<b>505</b>

**India**

<i>TYPE</i>	<i>NAME</i>	<i>DWT</i>	<i>BLT</i>	<i>LDT</i>	<i>PRICE \$/LDT</i>	<i>COMMENTS</i>
CONT	MSC JASMINE	41,771	1988	13,920	580	
CONT	MSC DENISSE	41,771	1988	13,920	-	
TANK	ALANA	159,899	1998	-	570	
CONT	MSC LEVINA	43,140	1989	-	565	
CONT	NANTA BHUM	15,152	1990	-	-	
CONT	MARSA IRIS	22,982	1996	7,852	-	
TUG	SA AMANDLA	2,055	1976	-	-	
OFFSH	HAL ANANT	5,825	1982	-	-	

**Bangladesh**

<i>TYPE</i>	<i>NAME</i>	<i>DWT</i>	<i>BLT</i>	<i>LDT</i>	<i>PRICE \$/LDT</i>	<i>COMMENTS</i>
BULK	SEA SMILE	45,744	1995	8,118	497	
TANK	OCEAN MARINE	2,530	1980	-	-	
BULK	JAHAN	7,516	1995	7,516	-	
CONT	RESOURCEFUL	21,800	1997	-	-	

**Pakistan**

<i>TYPE</i>	<i>NAME</i>	<i>DWT</i>	<i>BLT</i>	<i>LDT</i>	<i>PRICE \$/LDT</i>	<i>COMMENTS</i>
-	-	-	-	-	-	

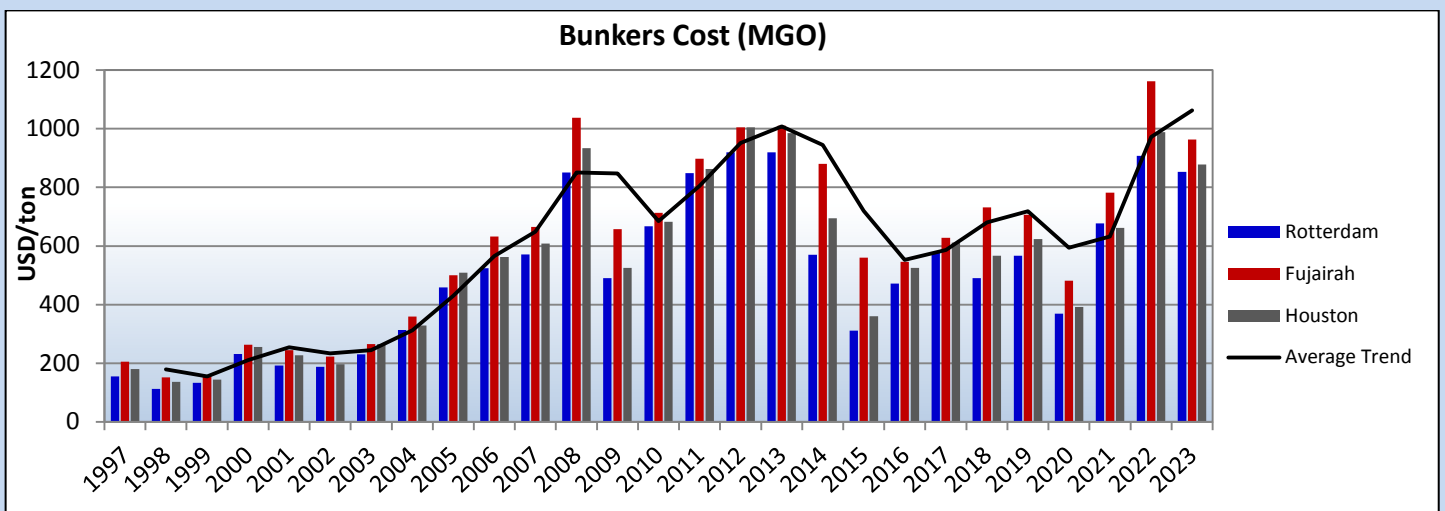
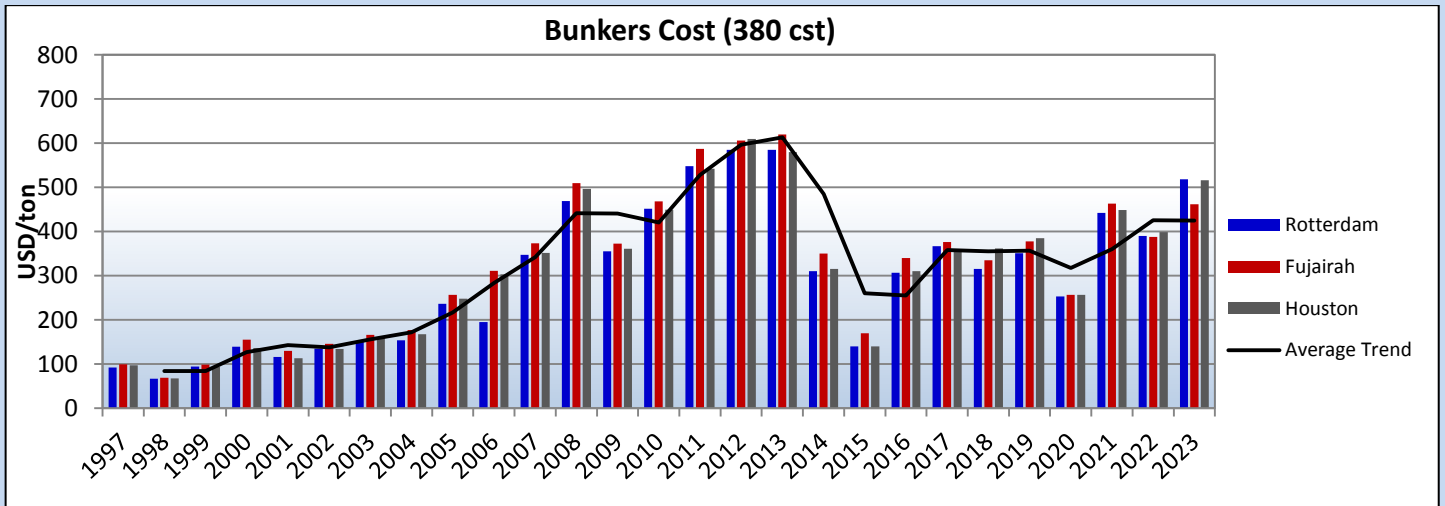
**Turkey**

<i>TYPE</i>	<i>NAME</i>	<i>DWT</i>	<i>BLT</i>	<i>LDT</i>	<i>PRICE \$/LDT</i>	<i>COMMENTS</i>
-	-	-	-	-	-	

**Other**

<i>TYPE</i>	<i>NAME</i>	<i>DWT</i>	<i>BLT</i>	<i>LDT</i>	<i>PRICE \$/LDT</i>	<i>COMMENTS</i>
BULK	FORESIGHTER	13,898	1987	-	512	
TANK	BRADLEY	106,474	1999	16,368	500	

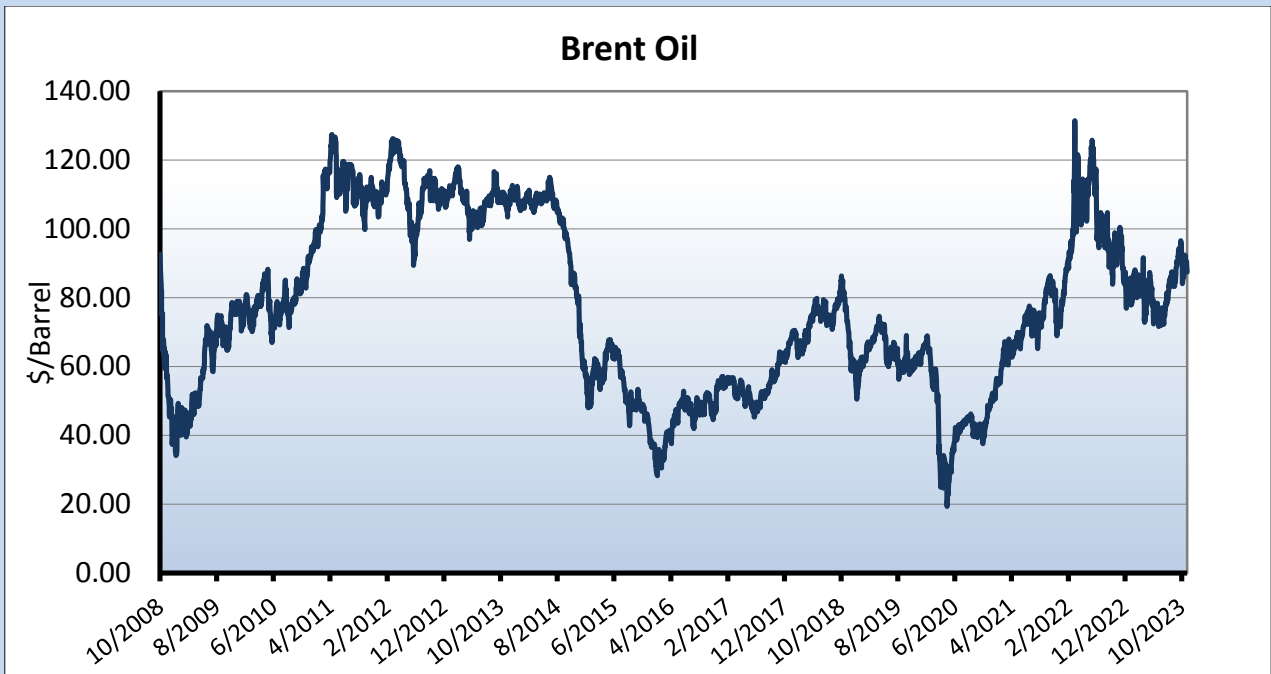
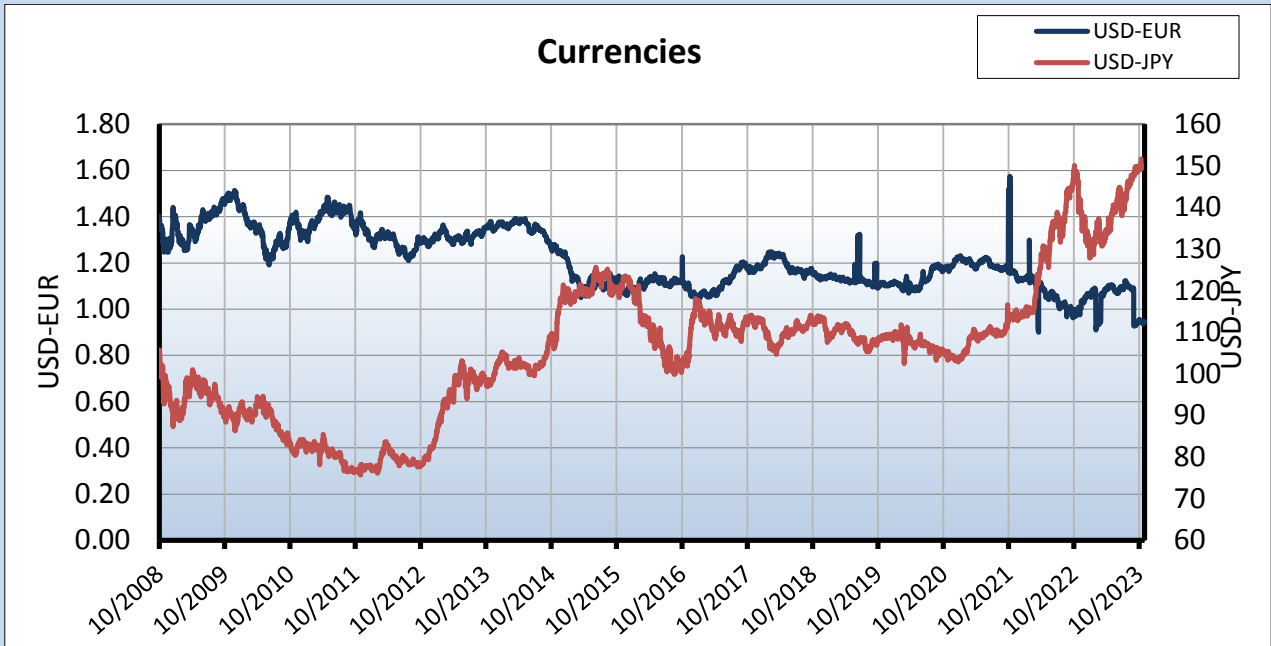
## HISTORICAL BUNKER PRICES



	<b>HISTORICAL BUNKER PRICES</b>					
	<b>Rotterdam</b>		<b>Fujairah</b>		<b>Houston</b>	
	<b>380 cst</b>	<b>MGO</b>	<b>380 cst</b>	<b>MGO</b>	<b>380 cst</b>	<b>MGO</b>
<b>2003</b>	<b>151</b>	<b>230.4</b>	<b>166.3</b>	<b>265.2</b>	<b>160.2</b>	<b>265.1</b>
<b>2004</b>	<b>154</b>	<b>313.4</b>	<b>176.7</b>	<b>359.3</b>	<b>167.3</b>	<b>328.7</b>
<b>2005</b>	<b>236</b>	<b>458.4</b>	<b>256.6</b>	<b>500.1</b>	<b>248.3</b>	<b>508.5</b>
<b>2006</b>	<b>195</b>	<b>524.1</b>	<b>310.9</b>	<b>631.8</b>	<b>303</b>	<b>562.3</b>
<b>2007</b>	<b>347</b>	<b>571.3</b>	<b>373.7</b>	<b>664.7</b>	<b>351.8</b>	<b>608.6</b>
<b>2008</b>	<b>469</b>	<b>850.7</b>	<b>509.4</b>	<b>1037.7</b>	<b>496.8</b>	<b>933.2</b>
<b>2009</b>	<b>355</b>	<b>490.6</b>	<b>372.8</b>	<b>657</b>	<b>360.7</b>	<b>525</b>
<b>2010</b>	<b>452</b>	<b>667.1</b>	<b>468.2</b>	<b>712.9</b>	<b>449.3</b>	<b>683</b>
<b>2011</b>	<b>548</b>	<b>848.6</b>	<b>587.5</b>	<b>897.5</b>	<b>542.1</b>	<b>862.4</b>
<b>2012</b>	<b>585</b>	<b>920</b>	<b>606</b>	<b>1005</b>	<b>610</b>	<b>1005</b>
<b>2013</b>	<b>585</b>	<b>920</b>	<b>620</b>	<b>1010</b>	<b>580</b>	<b>985</b>
<b>2014</b>	<b>310</b>	<b>570</b>	<b>350</b>	<b>880</b>	<b>315</b>	<b>695</b>
<b>2015</b>	<b>140</b>	<b>311</b>	<b>170</b>	<b>560</b>	<b>140</b>	<b>360</b>
<b>2016</b>	<b>307</b>	<b>472</b>	<b>340</b>	<b>546</b>	<b>310</b>	<b>525</b>
<b>2017</b>	<b>367</b>	<b>579</b>	<b>376</b>	<b>627.5</b>	<b>356</b>	<b>612</b>
<b>2018</b>	<b>315</b>	<b>490</b>	<b>335</b>	<b>732</b>	<b>362</b>	<b>567</b>
<b>2019</b>	<b>290.4</b>	<b>607.2</b>	<b>290.3</b>	<b>760.3</b>	<b>342</b>	<b>647.8</b>
<b>2020</b>	<b>302</b>	<b>426</b>	<b>312</b>	<b>474</b>	<b>296</b>	<b>461.75</b>
<b>2021</b>	<b>442.5</b>	<b>677</b>	<b>463</b>	<b>782</b>	<b>449</b>	<b>661.5</b>
<b>01-11-23</b>	<b>518</b>	<b>853</b>	<b>462</b>	<b>963</b>	<b>516</b>	<b>878</b>



## MARKET INDICATORS



	GBP	CAD	EUR	JPY	CHF	USD	AUD
GBP	1	0.5933	0.8692	0.0054	0.9055	0.8239	0.5219
CAD	1.6856	1	1.4650	0.0092	1.5263	1.3888	0.8797
EUR	1.1505	0.6826	1	0.0063	1.0418	0.9480	0.6004
JPY	183.5600	108.8998	159.5431	1	166.2161	151.2400	95.7954
CHF	1.1043	0.6562	0.9599	0.0060	1	0.9099	0.5763
USD	1.2137	0.7200	1.0549	0.0066	1.0994	1	0.6335
AUD	1.9159	1.1366	1.6650	0.0104	1.7354	1.5785	1

\* 01/11/2023 values

#### STOCK WATCH

NAME	TICKET	THIS MONTH*	LAST MONTH	CHANGE %	52w HIGH	52w LOW
Capital Product Partners	CPLP	13.73	13.90	-1.22%	16.10	11.93
Diana Shipping Inc.	DSX	3.25	3.50	-7.14%	4.85	3.23
Dynagas LNG Partners LP	DLNG	2.55	2.58	-1.16%	3.3	2.08
Eagle Bulk Shipping Inc.	EGLE	40.8	42.23	-3.39%	67.09	39.15
Euroseas Ltd.	ESEA	25.4	27.14	-6.41%	28.55	16.88
Costamare Inc.	CMRE	9.03	9.49	-4.85%	11.85	7.71
Navios Maritime Holdings	NM	2.21	2.00	10.50%	2.97	1.47
GasLog Ltd.	GLOG	23.1	25.18	-8.26%	25.38	21.42
Safe Bulkers Inc.	SB	3.14	3.30	-4.85%	3.85	2.52
Star Bulk Carriers Corp.	SBLK	18.67	19.20	-2.76%	25.03	16.57
Stealthgas Inc.	GASS	5.6	5.09	10.02%	5.90	2.51
TEN Inc.	TNP	22.03	20.39	8.04%	24.78	15.00
TOP Ships Inc.	TOPS	6.4	6.99	-8.44%	71.28	6
Danaos Corporation	DAC	66.26	65.91	0.53%	71.65	51.10

\* 01/11/2023 values

~~~~~

Disclaimer: Information and data that appear in this report have been obtained from various sources which are believed to be correct and reliable. However, Athenian Shipbrokers S.A. does not guarantee their accuracy or completeness and therefore cannot be held liable for any loss incurred as a result of reliance in any way whatsoever on the information contained herein.

**Kind Regards,**



**ATHENIAN SHIPBROKERS S.A.**