



ATHENIAN SHIPBROKERS S.A.

107-109, Vas. Pavlou Str., GR 166 73, Voula, Athens, Greece

Tel: +30 210 9659700 - Fax: +30 210 8996040

Email S & P : athenian@atheniansa.gr

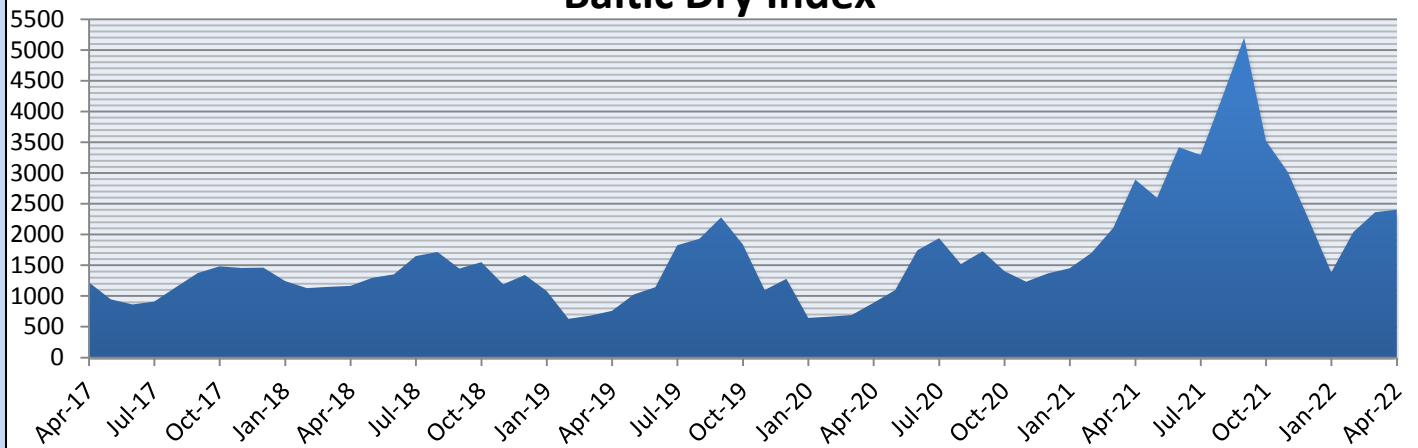
Email Chartering : chartering@atheniansa.gr

www.atheniansa.gr

APR 2022

MONTHLY REPORT

Baltic Dry Index



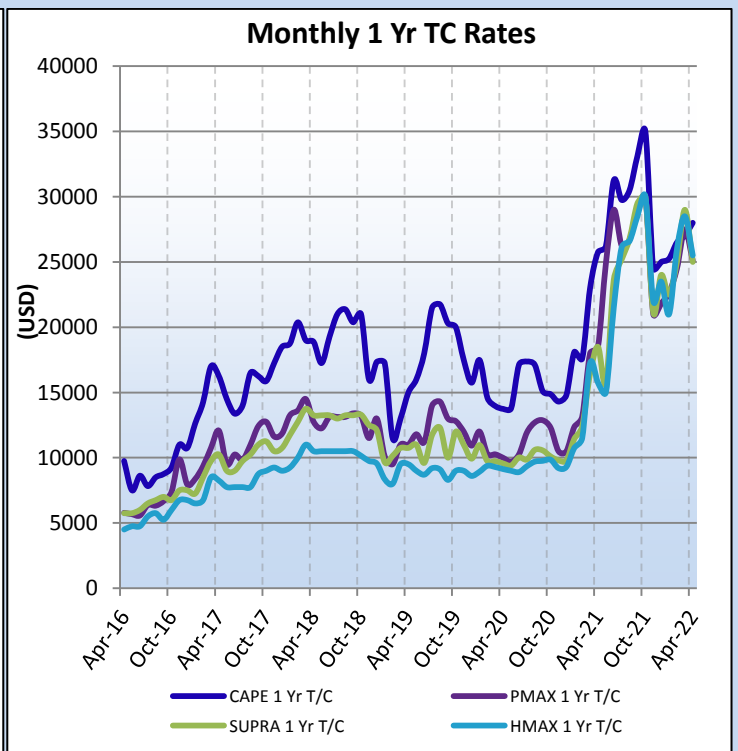
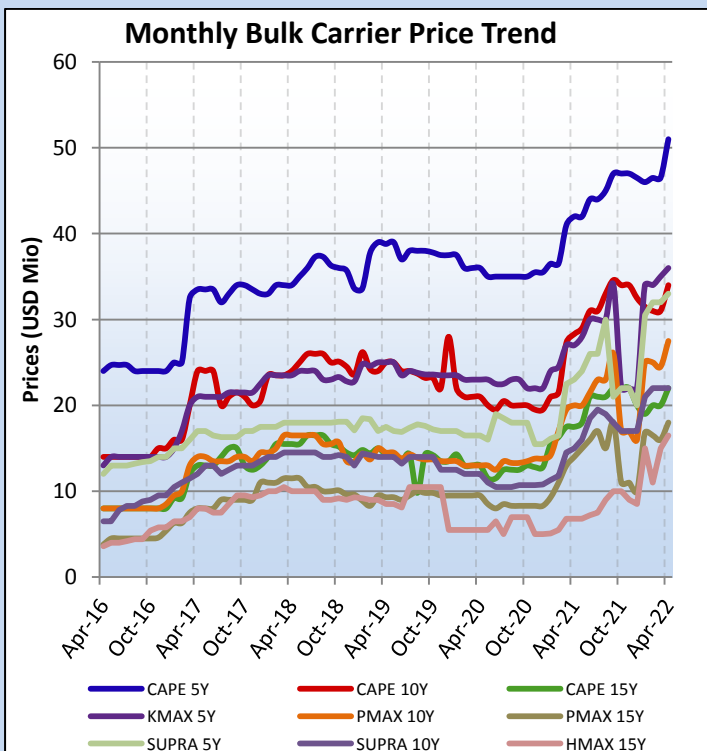
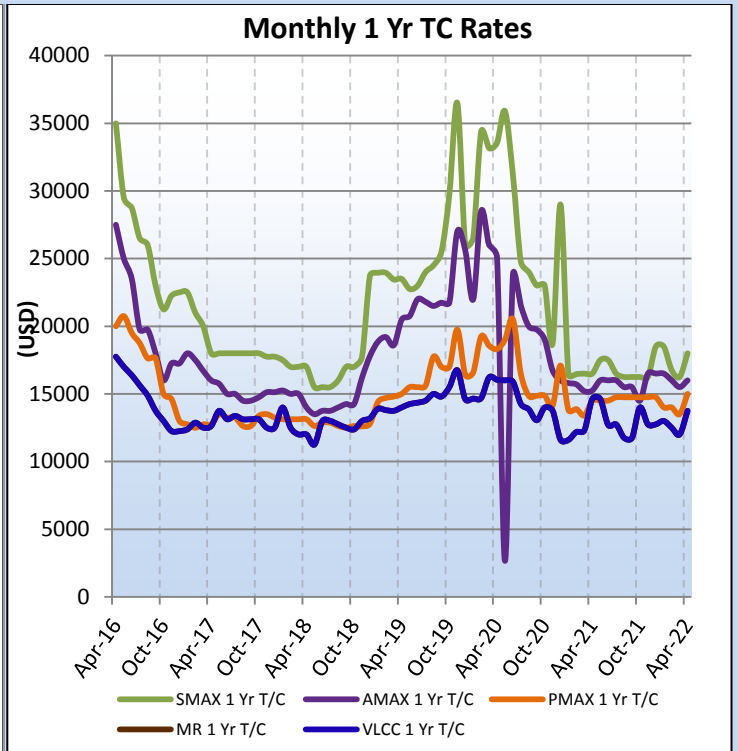
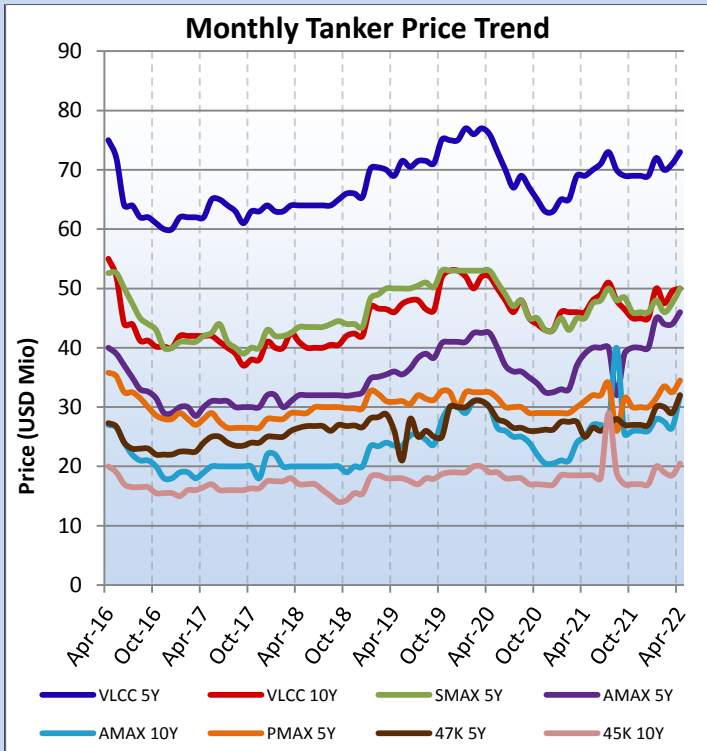
PRICES TANKERS (\$ MIO)

* Prices reflect Year's End	2016	2017	2018	2019	2020	2021	APR 22
VLCC 5Y	60	64	63	75	63	69	73
VLCC 10Y	40	41	40	53	43	45	50
SUEZMAX 5Y	40	43	42	53	42	46	50
AFRAMAX 5Y	29	32	32	41	42.5	40	46
AFRAMAX 10Y	18	22	22	30	28.3	26	32
PANAMAX 5Y	28	28	28	30	29.5	30	34.5
51K 5Y	22	25	27.5	30	26.5	27	32
47K 10Y	15.5	17.5	16.5	19	17.5	17	20.5

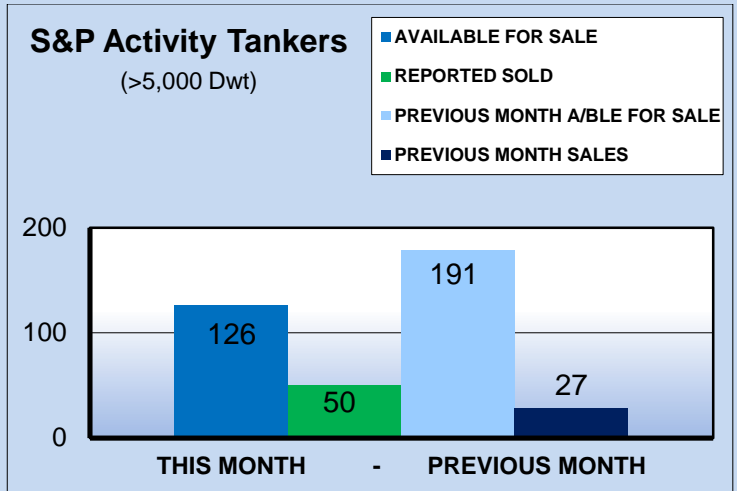
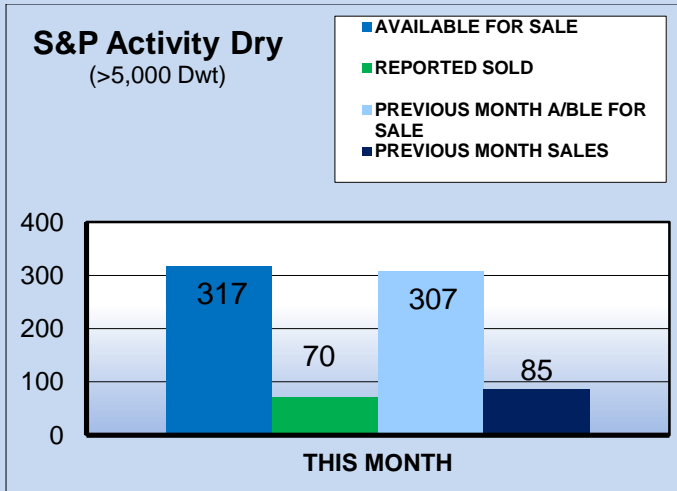
PRICES BULKERS (\$ MIO)

* Prices reflect Year's End	2016	2017	2018	2019	2020	2021	APR 22
CAPE SIZE 5Y	24	33	33	37.5	35.3	46.5	51
CAPE SIZE 10Y	15	20.5	23.5	22	19	32.5	34
CAPE SIZE 15Y	8	13	14	13.5	12	20	22
KAMSARMAX 5Y	14	22.5	23.5	23.5	21.8	32	36
KAMSARMAX 10Y	8.5	14.5	14.5	13.5	13.5	22	27.5
PANAMAX 15Y	5.4	11	9	9.5	8.8	16	18
PANAMAX 20Y	3.6	6.5	6.5	6	5.7	10	12.5
ULTRAMAX 5Y	14	17.5	18	17	17.3	29	33
SUPRAMAX 10Y	9.5	13.5	14	12.5	10.5	20	22
HANDYMAX 5Y	12.2	14.3	15	16.7	14.5	24	28
HANDYMAX 10Y	7	10.5	11.8	9.2	8.7	17	19

SECOND HAND SALES & CHARTER FIXTURE TRENDS

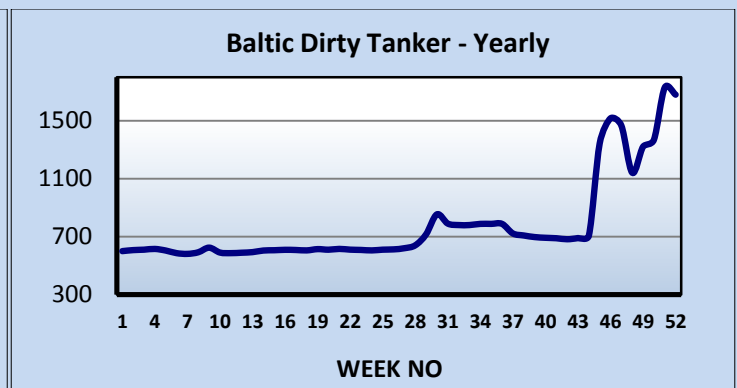
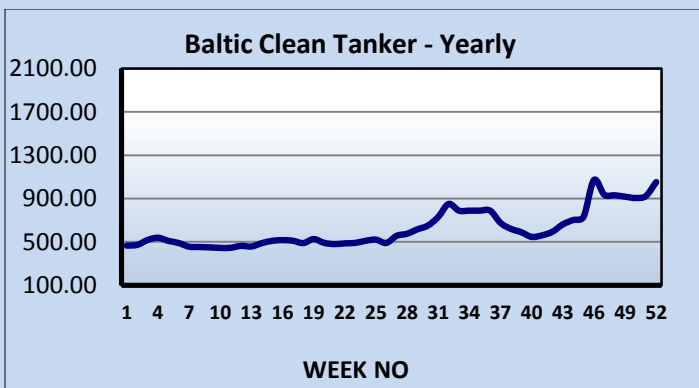


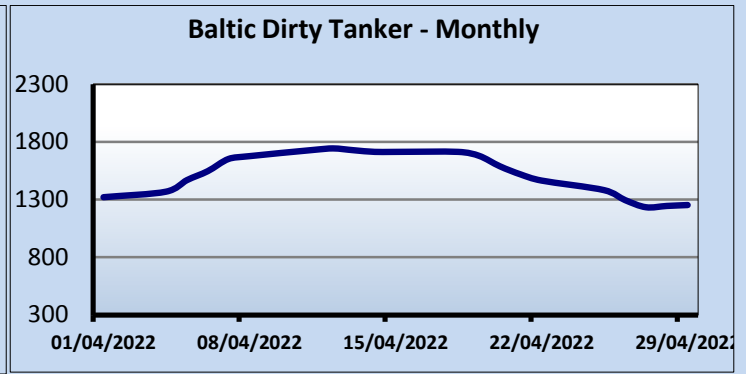
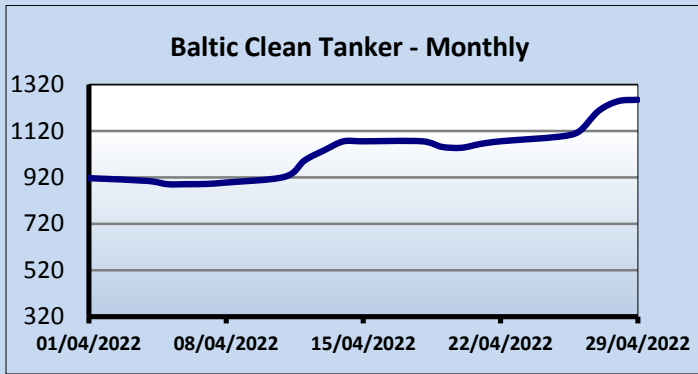
SECOND HAND TONNAGE MARKET



** Excluding demolition sales*

Sale and Purchase Market							
Ship Type	Nov-21	Dec-21	Jan-22	Feb-22	Mar-22	Apr-22	Total
BULK	40	66	67	65	71	68	377
TANK	37	47	70	28	27	50	259
GAS	3	4	17	8	5	3	40
CONT	13	15	18	30	14	2	92
TWEEN/MPP	0	0	0	0	0	0	0
REEF	0	0	0	0	1	1	2
RORO	2	3	3	1	2	3	14
FERRY	0	0	0	1	0	0	1
CRUISE	0	0	0	1	0	0	1
Total	95	135	175	134	120	127	786





TANKER SALES

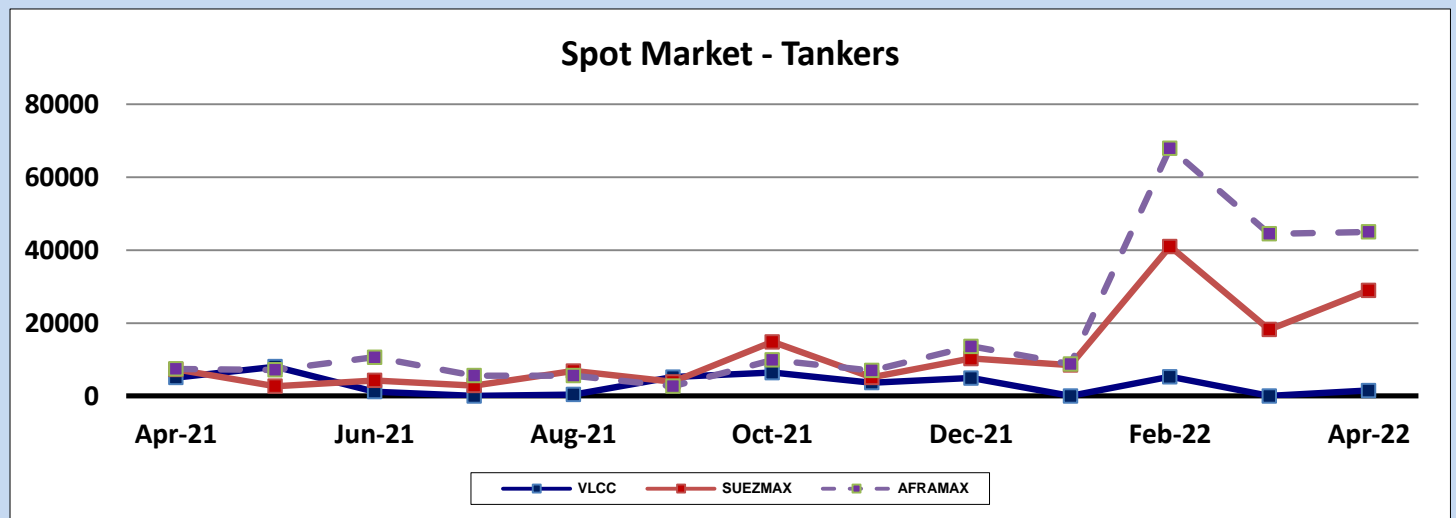
<i>NAME</i>	<i>DWT</i>	<i>BLT</i>		<i>PRICE \$ (MIO)</i>	<i>BUYER</i>
TOKIO	306206	2005	JAPAN	31.5	CHINESE BUYERS
EASTERN JUNIPER	305749	2007	KOREA	36.5	MIDDLE EASTERN BUYERS
CHALLENGE PEGASUS	47786	2007	KOREA	13	UNDISCLOSED
DL ASTER	13079	2007	KOREA	4.8	VIETNAMESE BUYERS
DL VIOLET	13079	2008	KOREA	5	VIETNAMESE BUYERS
STI BENICIA	49990	2014	KOREA	26.5	EUROPEAN BUYERS
STI SAVILE ROW	109999	2015	KOREA	43	ADVANTAGE TANKERS
STI CANRABY	109999	2015	KOREA	43	ADVANTAGE TANKERS
HAFNIA SIRIUS	25196	2016	JAPAN	252.4	ENBLOC BSS
HAFNIA SKY	25193	2016	JAPAN		
HAFNIA SPARK	25196	2016	JAPAN		
HAFNIA STELLAR	25196	2016	JAPAN		
HAFNIA SPECTRUM	25198	2017	JAPAN		
HAFNIA SPICA	25268	2017	JAPAN		
HAFNIA SOL	25253	2017	JAPAN		ACE TANKERS
PRO EMERALD	46101	2003	JAPAN	6	FAR EASTERN BUYERS
SKS SKEENA	158933	2006	KOREA	23.5	UNDISCLOSED
ARDMORE SEALANCER	47451	2008	JAPAN	40	ENBLOC BSS
ARDMORE SEALIFTER	47472	2008	JAPAN		
ARDMORE SEALEADER	47463	2008	JAPAN		
SONGA DREAM	19807	2010	JAPAN	17	SOUTH KOREAN BUYER
HOKO	8911	2010	JAPAN	8.5	SHELTON NAVIGATION
PHILADELPHIA STAR	114800	2022	KOREA	61	CLIENTS OF GNMTC
VALE	19998	2008	KOREA	9	UNDISCLOSED
PHUONG DONG STAR	9045	2007	CHINA	3.1	MIDDLE EAST BUYER
PRIME EXPRESS	45996	2010	JAPAN	15.5	UNDISCLOSED
SUNLIGHT EXPRESS	45931	2011	JAPAN	17	UNDISCLOSED
MAERSK TANGIER	49835	2016	KOREA	31	UNDISCLOSED
ASTRO SCULPTOR	105109	2003	KOREA	15.6	UNDISCLOSED
NISSHO MARU	300544	2004	JAPAN	29	GREEK BUYERS
LS CHRISTINE	8400	2007	TURKEY	4.25	UNDISCLOSED
SEAWAYS CANAVERAL	37582	2006	KOREA	9.9	TRANS KA TANKER MNGMNT
WAFRAH	113849	2007	-	17.5	GREEK BUYER
BANDA SEA	105576	2007	JAPAN	21	GREEK BUYER
ARCTIC BREEZE	50885	2006	KOREA	24	ENBLOC BSS
ARCTIC BLIZZARD	49990	2006	KOREA		INTERORIENT SHIP MNGMNT
FORRES PARK	47128	2009	KOREA	16.5	UNDISCLOSED
HIGH SATURN	51527	2008	KOREA	14.2	GREEK BUYER
TORM GYDA	36207	2009	KOREA	13.5	GREEK BUYER
LARGO SEA	49990	2016	KOREA	30	UNDISCLOSED
GHILLIE	299995	2019	KOREA	181	ENBLOC BSS
CHELSEA	300000	2020	KOREA		EURONAV

NEW YORK STAR	115000	2022	KOREA	61	CLIENTS OF GNMTC
MAERSK ARCTIC	36993	2006	KOREA	10.8	UNDISCLOSED
STENA SUPREME	159031	2012	KOREA	37.25	MARMARAS NAVIGATION
ST KATHARINEN	50259	2013	KOREA	22.9	UNDISCLOSED
ST. JACOBI	50209	2014	KOREA	22.9	UNDISCLOSED
STI NAUTILUS	109999	2016	CHINA	45	CLIENTS OF TORM A/S
ELANDRA PINE	49999	2018	KOREA	34	PREMUDA

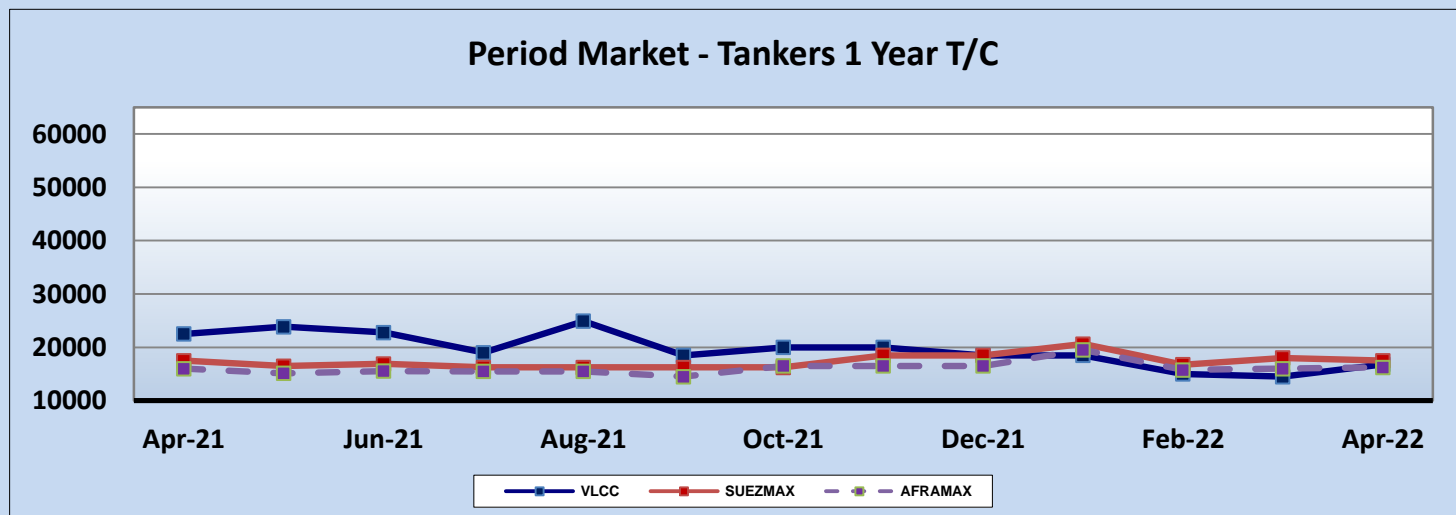
GAS SALES

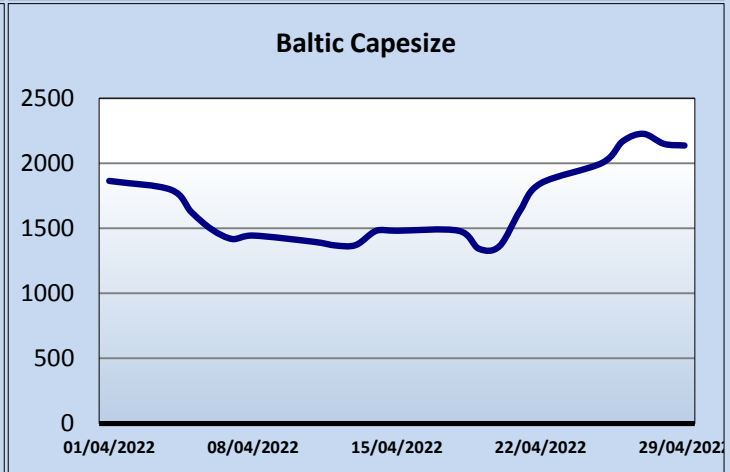
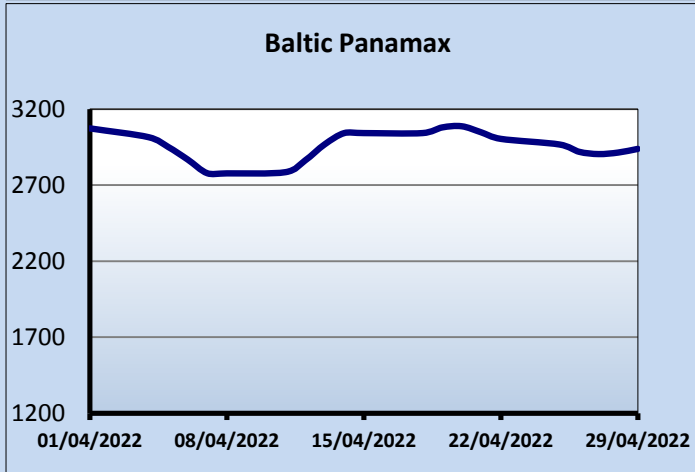
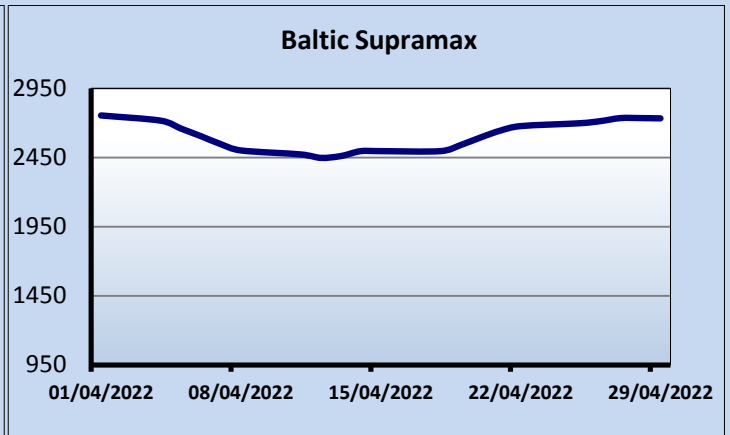
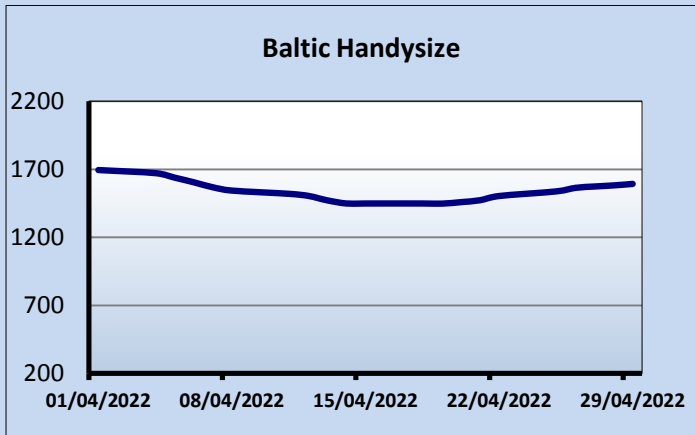
NAME	DWT	BLT		CBM	PRICE \$ (MIO)	BUYER
CHAPARRAL	54540	2015	KOREA	82320	-	UNDISCLOSED
CARAVELLE	54566	2016	KOREA	82320	-	UNDISCLOSED
GAS MONARCH	3800	1997	JAPAN	4918	-	UNDISCLOSED

Spot Market - Tankers



Period Market - Tankers 1 Year T/C



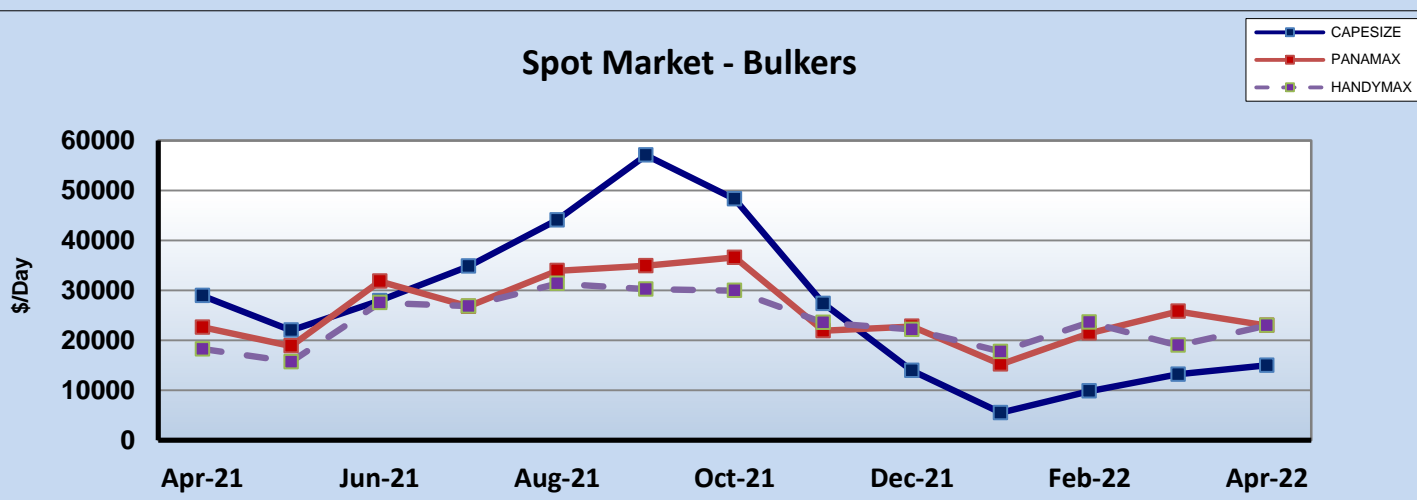


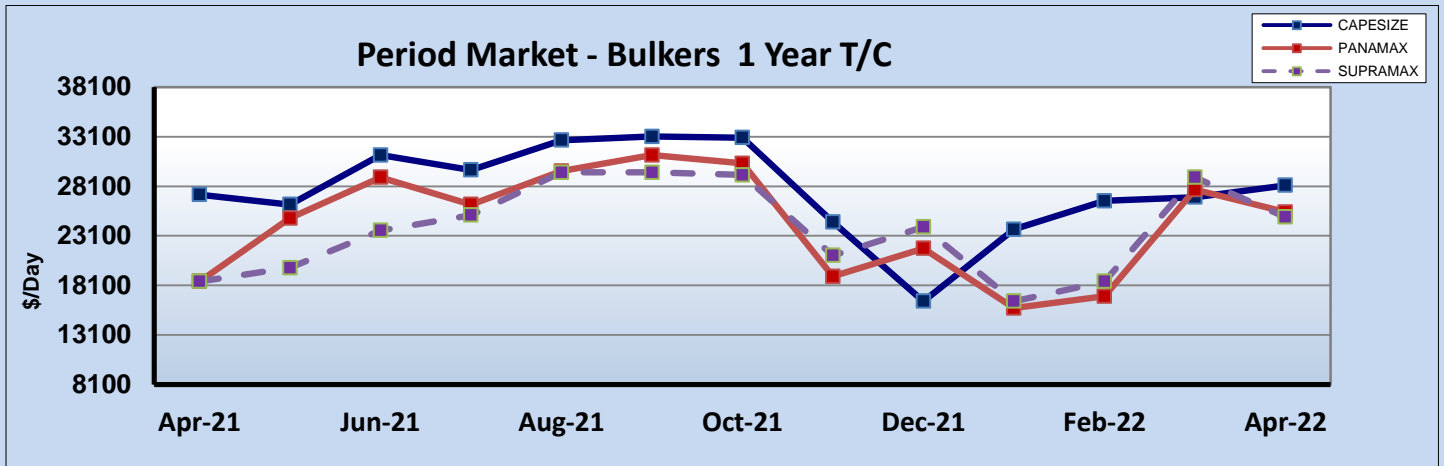
BULKER SALES

NAME	DWT	BLT		GEAR	PRICE \$ (MIO)	BUYER
EVERSHINE	75993	2000	JAPAN	-	12	CHINESE BUYERS
XIN YUAN	91439	2002	JAPAN	-	14.8	UNDISCLOSED
NIKOLAOS GS	28616	2002	JAPAN	4 x 30.5	9.1	UNDISCLOSED
S-BRAND	33745	2004	JAPAN	4 x 30	13	CHINESE BUYERS
ECO DYNAMIC	32354	2005	JAPAN	4 x 30.5	14.3	GREEK BUYERS
AZUR	82282	2007	JAPAN	-	20	TURKISH BUYERS
MARIBELLA	76629	2004	JAPAN	-	14.9	CHINESE BUYERS
VEGA ROSE	55711	2007	JAPAN	4 x 31	18.2	CHINESE BUYERS
BAOSTEEL EVOLUTION	206331	2007	JAPAN	-	21.8	CHINESE BUYERS
ORIENT LUCKY	57124	2010	CHINA	4 x 30	17.9	GREEK BUYERS
SINOWAY ACT	28361	2008	JAPAN	4 x 30.5	13.9	GREEK BUYERS
ROSCO LITCHI	82153	2011	CHINA	-	25	UNDISCLOSED
JIN FAN	93069	2012	CHINA	-	18.62	UNDISCLOSED
MANDARIN OCEAN	56741	2012	CHINA	4 x 36	17.25	SINGAPOREAN BUYERS
AMOY ACTION	56874	2010	CHINA	4 x 30	18	GREEK BUYERS
JIN FA	56699	2012	CHINA	4 x 30	17.9	UNDISCLOSED
STELLAR TOLEDO	16765	2003	JAPAN	2 x 30	6.5	TURKISH BUYER
ENY	53525	2006	JAPAN	4 x 30.5	17.2	MIDDLE EASTERN BUYER
MARAN DAWN	114091	2011	CHINA	-	200	ENBLOC BSS
MARAN SKY	114078	2011	CHINA	-		
MARAN SUN	114078	2011	CHINA	-		
MARAN ASPIRATION	114013	2012	CHINA	-		
MARAN ZENITH	114038	2013	CHINA	-		
MARAN PROGRESS	114047	2014	CHINA	-		
MARAN WISDOM	114046	2014	CHINA	-		CHINESE BUYERS
CORAL CRYSTAL	78103	2012	JAPAN	-	25	UNDISCLOSED
YANGTZE XING HUA	81678	2012	CHINA	-	22	CHINESE BUYERS
SEA NEPTUNE	81631	2013	CHINA	-	23	TURKISH BUYERS
CMB PAUILLAC	95707	2012	JAPAN	-	25	FAR EASTERN BUYERS
RED SAGE	182443	2015	JAPAN	-	47.5	VALHAL SHIPPING
CORONA	46685	1999	JAPAN	4 x 30	10.2	UNDISCLOSED

SCROOGE	28445	2006	JAPAN	4 x 30.5	12.75	UNDISCLOSED
UNION VICTORY	53716	2010	CHINA	4 x 36	17	UNDISCLOSED
AQUARPROUD	178055	2009	CHINA	-	26.5	ALPHA BULKERS
PROMISE 3	32312	2010	KOREA	4 x 30	17.2	UNDISCLOSED
ERATIOS	54683	2011	CHINA	4 x 30	17.6	UAE BUYERS
NEW ABLE	55889	2014	JAPAN	4 x 30	25	UNDISCLOSED
ULTRA INITIATOR	62647	2019	JAPAN	4 x 30	37	UNDISCLOSED
HORIZON STAR	5132	1991	JAPAN	1 x 25, 2 x 20	-	AUSTRALIAN BUYERS
SHAO SHAN 1	74009	1997	JAPAN	-	8.6	UNDISCLOSED
S HAIL AL KHOR	75259	2001	KOREA	-	9.9	UNDISCLOSED
DORIC ARROW	75121	2001	JAPAN	-	13	UNDISCLOSED
ELIM PEACE	51187	2003	CHINA	4 x 30	12.5	CHINESE BUYERS
SANTA CRUZ	76440	2005	JAPAN	-	15.75	EURODRY
CORAL TOPAZ	76598	2007	JAPAN	-	18.5	GREEK BUYERS
UNION VICTORY	53716	2010	CHINA	4 x 36	17	UNDISCLOSED
NZ SHANGHAI	54808	2010	CHINA	4 x 36	16.9	UNDISCLOSED
OCEAN FALCON	37152	2011	KOREA	4 x 30	18	UNDISCLOSED
GDF SUEZ NORTH SEA	55848	2012	JAPAN	4 x 30	22	VIETNAMESE BUYERS
DOLCE VITA	38690	2015	CHINA	4 x 30	25	UNDISCLOSED
NAVIGARE BACCA	61213	2016	JAPAN	4 x 30.7	32.5	FAR EASTERN BUYERS
BULK PANGAEA	73700	1999	JAPAN	-	8.8	CHINESE BUYERS
JOYO 1	6959	2002	JAPAN	2 x 30, 1 x 30	23	TURKISH BUYERS
SPRING PRIDE	106552	2007	JAPAN	-	17.5	CHINESE BUYERS
ANACAPA LIGHT	32131	2005	JAPAN	4 x 30	13.7	CHINESE BUYERS
AZUL LEGENDA	206331	2008	JAPAN	-	26.5	GERMAN BUYERS
GREAT CHEER	93297	2009	CHINA	-	16.8	CHINESE BUYERS
GREAT ASPIRATION	93412	2010	CHINA	-	17.8	GREEK BUYERS
ASIAN CHAMPION	56562	2012	CHINA	4 x 30	19.2	UNDISCLOSED
BULK ORION	56155	2011	JAPAN	4 x 30	22	UNDISCLOSED
TOMINI INTEGRITY	60220	2016	JAPAN	4 x 30	33	HONG KONG BUYERS
LEIA	38271	2010	JAPAN	4 x 30.5	17.7	EUROPEAN INTERESTS
DESERT PEACE	57414	2011	KOREA	4 x 30	22.5	ENBLOC BSS
DESERT HOPE	57411	2011	KOREA	4 x 30	-	ARUNA SHIPPING
JIN BO	56709	2012	CHINA	4 x 30	16.6	CHINESE BUYERS
SICT LUSHAN	76132	2013	CHINA	-	44	ENBLOC BSS
SITC ZHOUSHAN	76195	2013	CHINA	-	-	-

Spot Market - Bulkera





CONTAINER SALES

NAME	DWT	BLT		GEAR	TEU	PRICE \$ (MIO)	BUYER
VEGA SACHEN	13803	2008	CHINA	2 x 45	1118	-	UNDISCLOSED
TOKATA	12729	2006	CHINA	2 x 45	1080	-	UNDISCLOSED

Ro-Pax / Fast Ferries SALES

NAME	GT	BLT		Pax	PRICE \$ (MIO)	BUYER
SEA WIND	15879	1972	DEN	300	-	UNDISCLOSED

CRUISE SALES

NAME	GT	BLT		Pax	PRICE \$ (MIO)	BUYER
------	----	-----	--	-----	----------------	-------

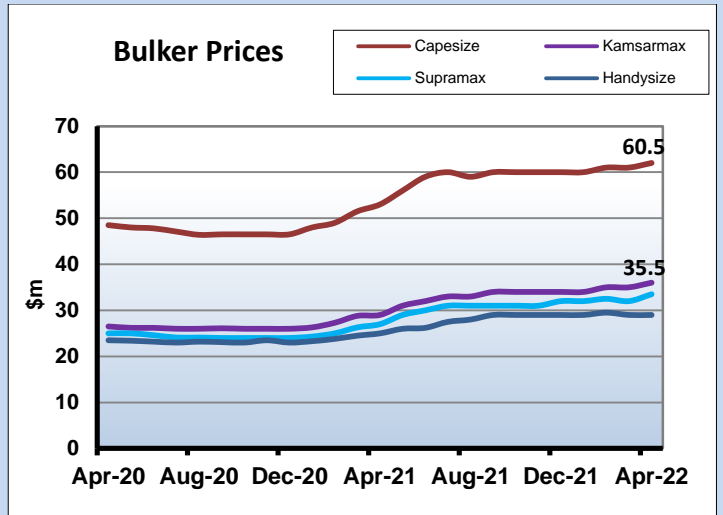
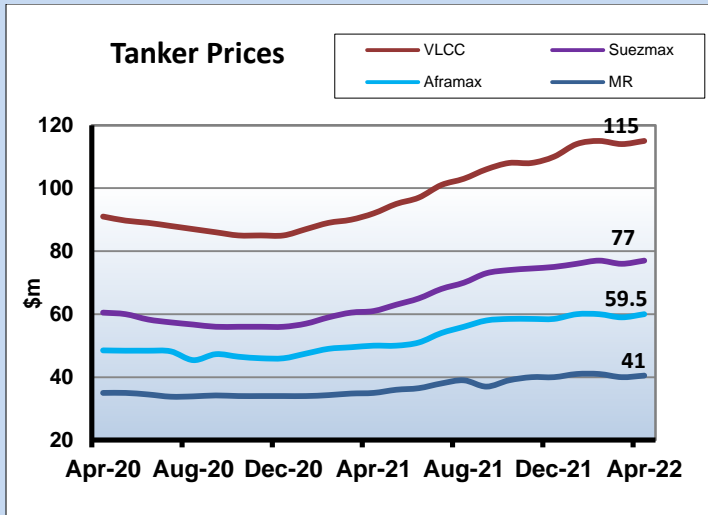
Ro-Ro SALES

NAME	GT	BLT		Pax	PRICE \$ (MIO)	BUYER
HANCHANG						
GANGWON	17329	1996	JAPAN	507	-	SOUTH KOREAN BUYER
GIUSEPPE SA	12804	1975	NORWAY	376	4.6	UNDISCLOSED

OFFSHORE SALES

NAME	GT	BLT		BOLL. PULL	PRICE \$ (MIO)	BUYER
SKANDI FOULA	3252	2002	UKRAINE		-	UNDISCLOSED
NORMAND TRYM	2164	2006	RUSSIA			ENBLOC BSS
NORMAND VIBRA	2180	2008	ROMANIA			
SEA TROUT	2589	2008	RUSSIA			
REM SUPPLIER	2175	2010	INDONESIA			UNDISCLOSED

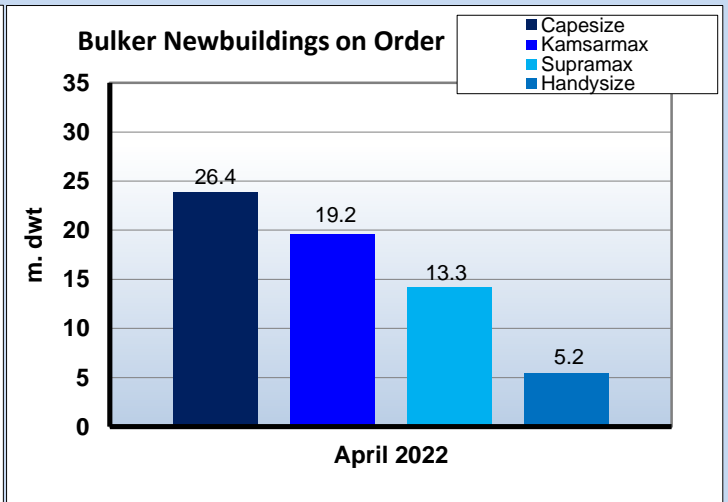
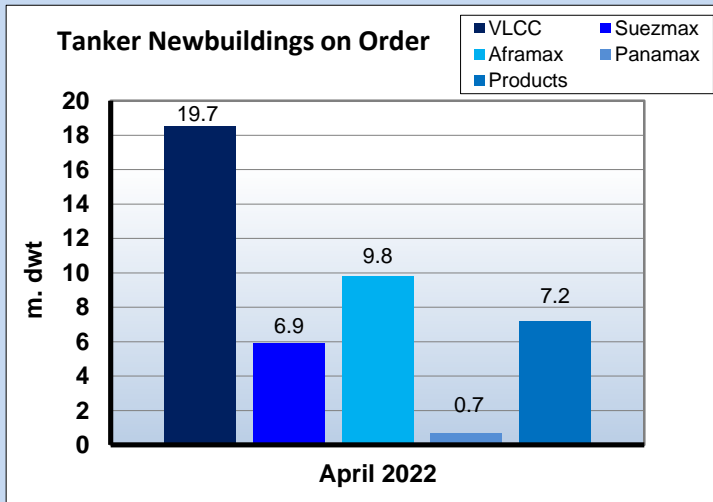
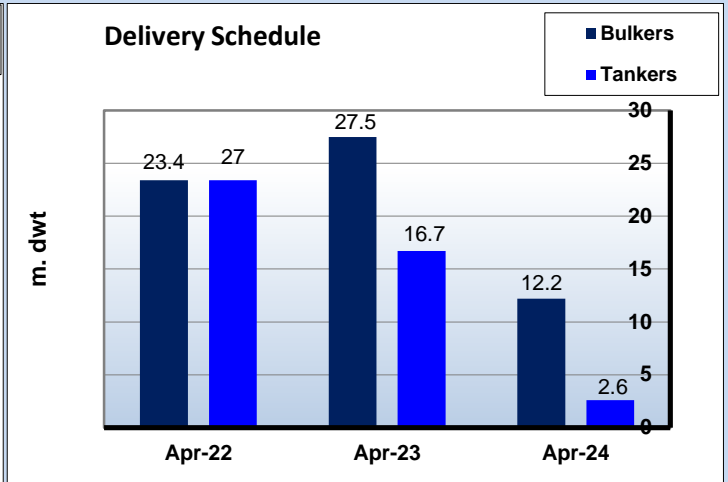
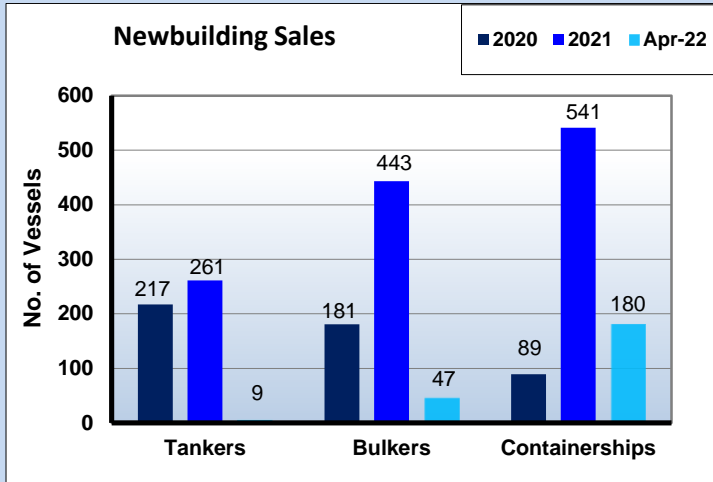
NEW BUILDING MARKET AND REPORTED CONTRACTS



Dry Bulk Orderbook				
Ship Type	m.Dwt 2022	2023	2024+	Total No. Ships
Capesize	8.2	10.4	5.3	123
Kamsarmax	7.4	9.5	2.6	237
Supra/Hmax	5.5	5.1	3.5	232
Handies	2.2	2.4	0.8	175
Total	23.4	27.5	12.2	767

Tanker Orderbook				
Ship Type	m.Dwt 2022	2023	2024+	Total No. Ships
ULCC/VLCC	11.2	7.3	0	61
Suezmax	4.1	1.7	0.2	38
Aframax	3.7	4.7	1.4	85
Panamax	0.6	0.1	0	12
MR + Small	3.5	2.7	0.9	193
Total	23.1	16.5	2.5	289

LPG Orderbook				
Ship Type	,000cb 2022	2023	2024+	Total No. Ships
VLGC	1935	4294	729	77
LGC	0	0	0	0
MR	432	766	182	38
Handy	33	58	98	29
Small	13	13	0	11
Total m.Dwt	1.63	3.45	0.68	155



DWT in Thousands	Newbuilding Historical Prices (\$m)													
	Apr-22	2021	2020	2019	2018	2017	2016	2015	2010	2005	2000	1995	1990	1985
Tankers														
320 DWT ¹	115	110	85.5	95.6	92.4	81.5	84.5	93.7	104.8	120	76.5	85.3	87.4	38.2
170 DWT ¹	77	75	57	71.7	60.6	55	54.5	63	66.3	71.5	52.5	54	66.1	28.2
115 DWT ¹	59.5	58.5	46.5	55.1	48.1	44	44.5	52	56	58	41.5	43.3	53.2	18.1
50 DWT ¹	41	40	34	38.8	36.7	33.8	32.5	35.4	36.1	43	29.5	33.2	32.1	13.3
Bulkers														
185 DWT ¹	60.5	46.5	51.8	50.4	44	42	46	54.2	57.2	58.5	40.5	42.3	60.2	29.3
83 DWT ^{1*}	35.5	26	30.6	28.1	25.5	24.5	25.7	29	34.3	36	22.5	27.9	30	13.4
64 DWT [*]	33.5	24	27.4	26.2	24	22.3	24.1	27.2	31.1	31	20.5	24.1	25.3	12.4
35 DWT [*]	29	23	22.6	23.9	22	19.5	20.3	22.8	26.3	25.5	15	19.2	21.3	9.7
¹ Before 2001 sizes to read 280,000 - 140,000 - 95,000 - 40,000 respectively for tankers and 150,000 - 69,000 for Bulkers ² Single Hull ³ 30,000 DWT [†] Prior 2017 to read 73 - 76k dwt, 45k dwt & 30k dwt (note: above is for vessels built Japan / Korea, you should also consider US\$ / Yen / Won relation for the years mentioned)														

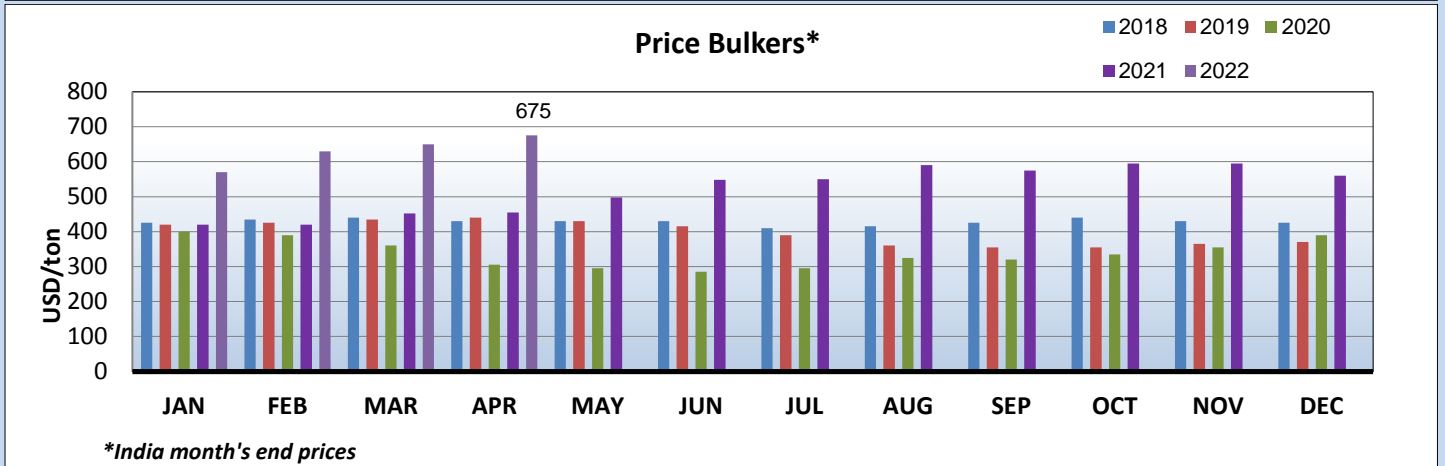
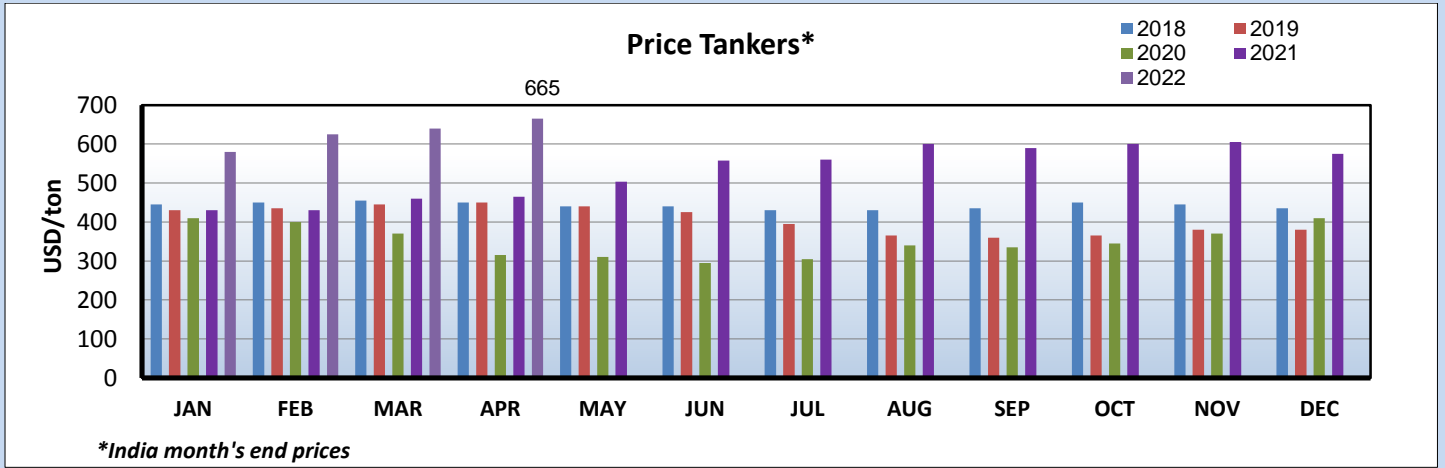
CONT	95000	NEW TIMES SB	2025		MSC
O/ HATCH	14300	NIESTERN SANDER	2023		WAGENBORG SHIPPING
O/ HATCH	14300	NIESTERN SANDER	2023		WAGENBORG SHIPPING
LNG	96000	HYUNDAI SAMHO HI	OCT 2025	224	UNKNOWN
LNG	96000	HUDONG ZHONGHUA	2027		CNOOC & CMES & NYK
LNG	96000	HUDONG ZHONGHUA	2026		CNOOC & CMES & NYK
LNG	96000	HUDONG ZHONGHUA	2026		CNOOC & CMES & NYK
LNG	96000	HUDONG ZHONGHUA	2026		CNOOC & CMES & NYK
LNG	96000	HUDONG ZHONGHUA	2025		CNOOC & CMES & NYK
LNG	96000	HUDONG ZHONGHUA	2025		CNOOC & CMES & NYK
PCC	30000	CMHI (JIANGSU)	MAY 2026		HOEGH AUTOLINERS
PCC	30000	CMHI (JIANGSU)	FEB 2026		HOEGH AUTOLINERS
PCC	30000	CMHI (JIANGSU)	NOV 2025		HOEGH AUTOLINERS
PCC	30000	CMHI (JIANGSU)	AUG 2025		HOEGH AUTOLINERS
CONT	22000	HUANGHAI SB	2024		SITC
CONT	22000	HUANGHAI SB	2024		SITC
CONT	22000	HUANGHAI SB	2024		SITC
CONT	22000	HUANGHAI SB	2024		SITC
CONT	22000	HUANGHAI SB	2024		SITC
CONT	22000	HUANGHAI SB	2024		SITC
CONT	22000	HUANGHAI SB	2024		SITC
CONT	22000	HUANGHAI SB	2024		SITC
CONT	22000	HUANGHAI SB	2024		SITC
CONT	22000	HUANGHAI SB	2024		SITC
CONT	22000	HUANGHAI SB	2024		SITC

DEMOLITION MARKET

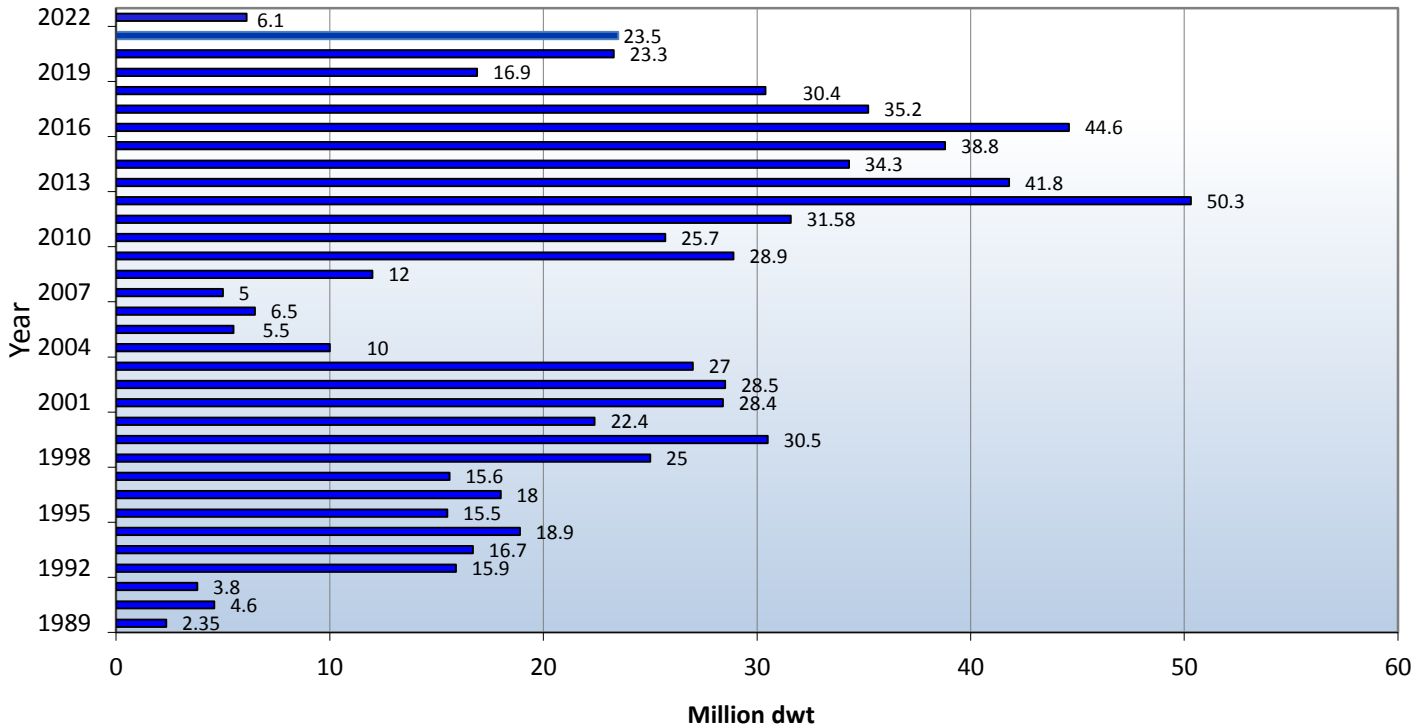
*** MONTH'S END PRICES**

Demolition Prices		
	Gen Cargo	Tanker
India	USD 705/lit Ldt	USD 710/lit Ldt
Bangladesh	USD 680/lit Ldt	USD 680/lit Ldt
Pakistan	USD 705/lit Ldt	USD 710/lit Ldt
Turkey	USD 465/lit Ldt	USD 465/lit Ldt

Demolition Historical Data

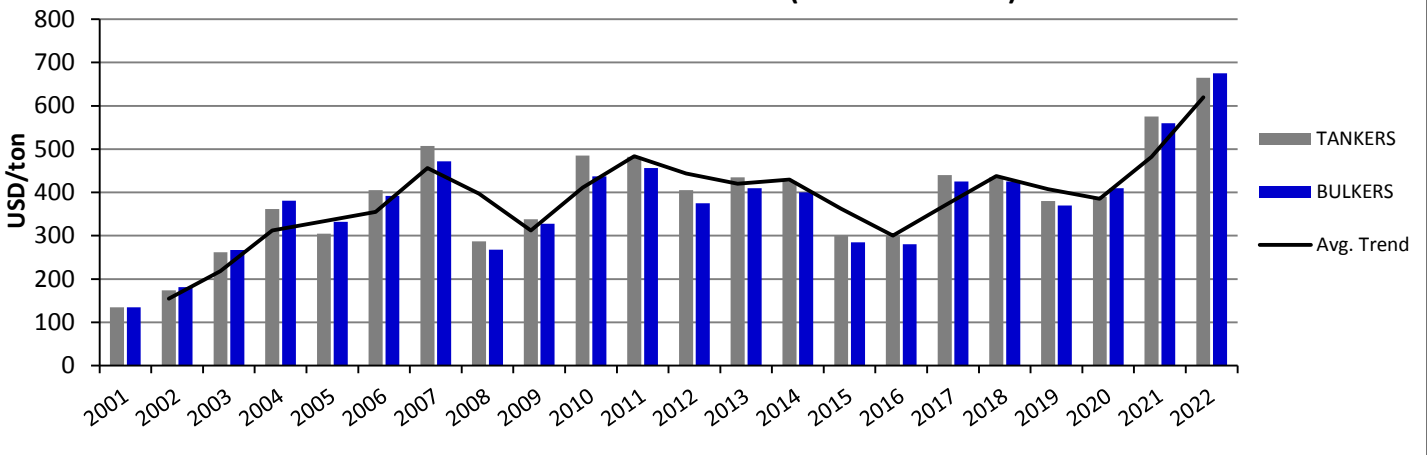


Total Demolition (Dwt)



* Bss reported sales

Historical Demolition Prices (India Year's End)



HISTORICAL DEMOLITION PRICES (*Indian Year's End)

	2004	2005	2006	2007	2008	2009	2010	2011	2012	2013	2014	2015	2016	2017	2018	2019	2020	2021	CURR
WET	362	302	405	507	287	338	485	482	405	435	425	300	300	440	435	380	410	575	665
DRY	381	332	392	472	268	328	437	456	375	410	400	285	280	425	425	370	390	560	675

India

<i>TYPE</i>	<i>NAME</i>	<i>DWT</i>	<i>BLT</i>	<i>LDT</i>	<i>PRICE \$/LDT</i>	<i>COMMENTS</i>
RORO	CAMILLA D	5180	1982	5180	-	
TUG	TAG-4	1884	2009	-	-	
TANK	HAMPSTEAD	72663	2004	-	700	
BULK	REO	5200	1967	-	-	
TANK	ADEBOMI	36962	2002	9879	720	
TANK	IRIA	149921	2002	24882	-	
GAS	NO. 1 SJ GAS	3706	1994	1978	-	

Bangladesh

<i>TYPE</i>	<i>NAME</i>	<i>DWT</i>	<i>BLT</i>	<i>LDT</i>	<i>PRICE \$/LDT</i>	<i>COMMENTS</i>
TANK	ANASTASIA I	105278	2000	-	-	
TANK	DA YUAN HU	159149	2004	26829	625	
BULK	TA HO MARITIME	18039	1987	4816	-	
TANK	ANNABELLE	46746	2005	-	-	

Pakistan

<i>TYPE</i>	<i>NAME</i>	<i>DWT</i>	<i>BLT</i>	<i>LDT</i>	<i>PRICE \$/LDT</i>	<i>COMMENTS</i>
BULK	SUNBEAM	171199	2000	-	715	
TANK	QUEEN I	83651	1988	16274	-	
TANK	ION	105212	1998	-	707	
TANK	SEA MATRIX	2602	1996	-	670	
TANK	PRINCESS SAMA	6996	1998	-	-	
TANK	SPLENDOUR SAPPHIRE	47314	1998	9697	722	
TANK	JAN DOOT I	6273	2008	-	-	

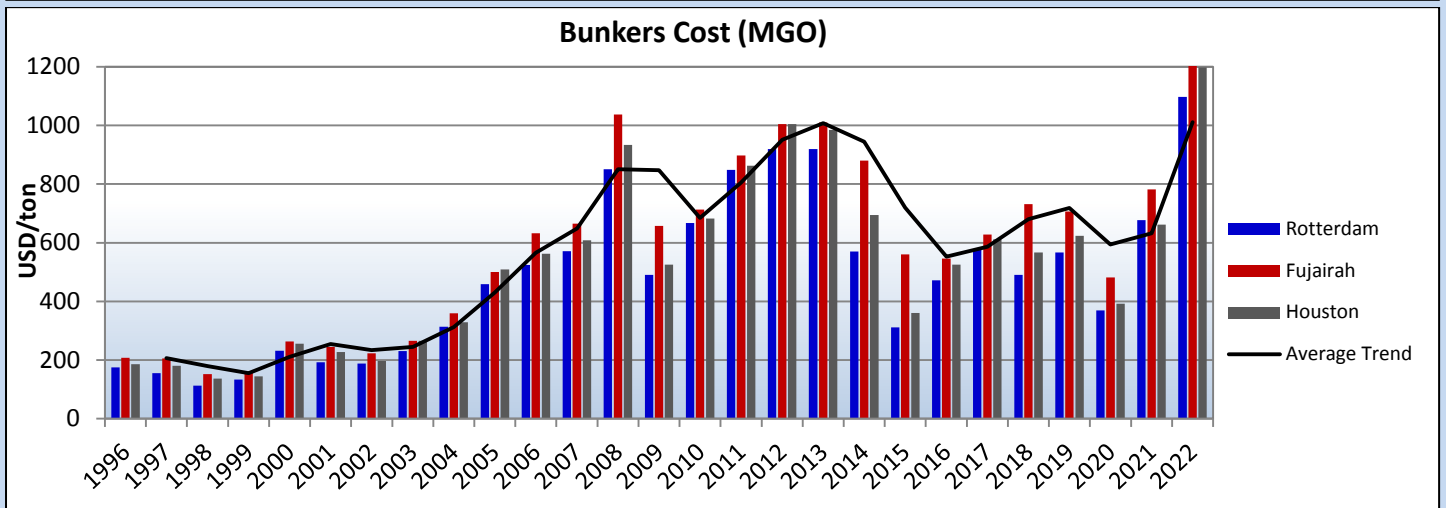
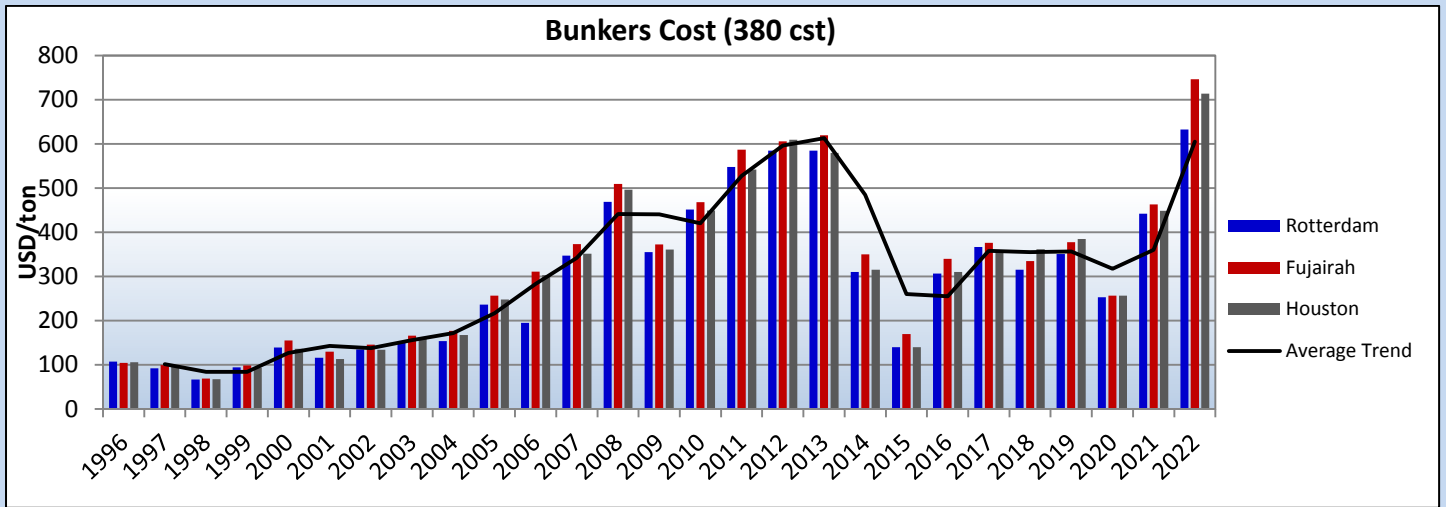
Turkey

<i>TYPE</i>	<i>NAME</i>	<i>DWT</i>	<i>BLT</i>	<i>LDT</i>	<i>PRICE \$/LDT</i>	<i>COMMENTS</i>
TANK	NIKO	3389	1984	1092	-	
TANK	SCF URAL	159314	2002	23303	674	
BULK	ERCAN NAIBOGLU	5060	1984	1400	-	
GAS	MILANGAZ-3	1707	1976	1220	-	

Other

<i>TYPE</i>	<i>NAME</i>	<i>DWT</i>	<i>BLT</i>	<i>LDT</i>	<i>PRICE \$/LDT</i>	<i>COMMENTS</i>
TANK	SONANGOL GIRASSOL	159057	2000	23313	-	AS IS BATAM
TANK	SONANGOL LUADA	159178	2000	23192	-	AS IS BATAM
BULK	KEOYANG ORIENT	149322	1997		650	AS IS KOREA
TANK	PETROBRAS 32	282750	1974		-	AS IS RIO

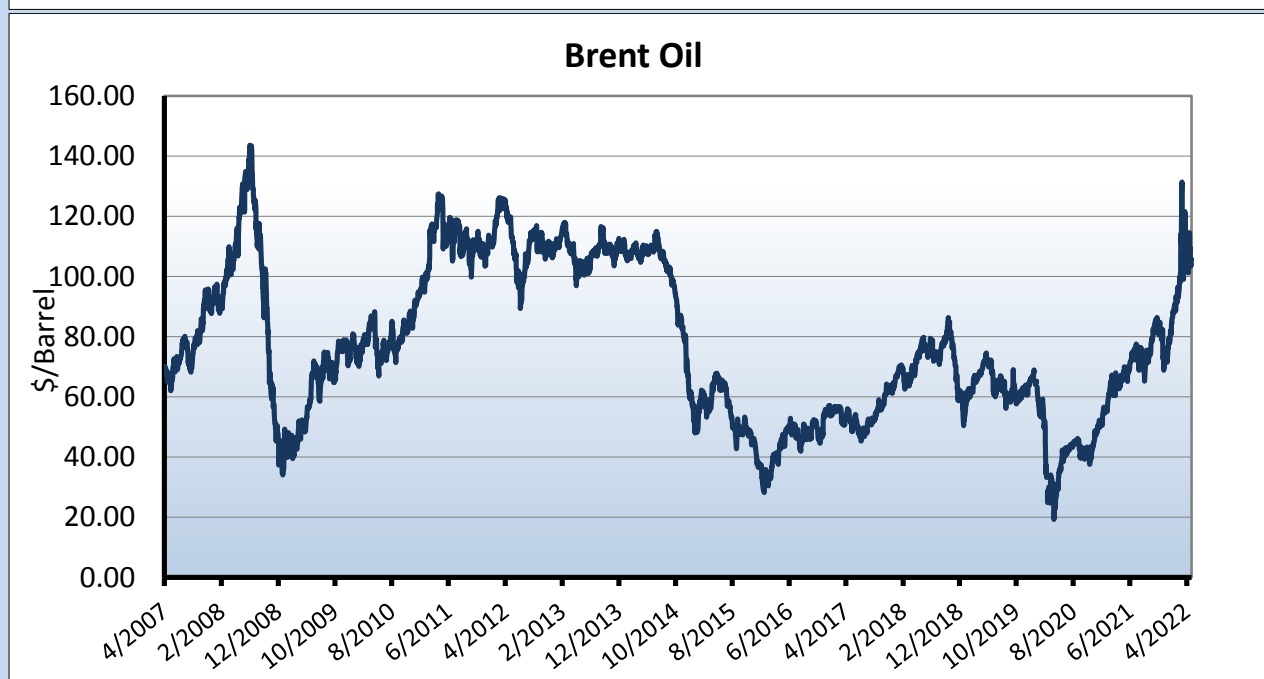
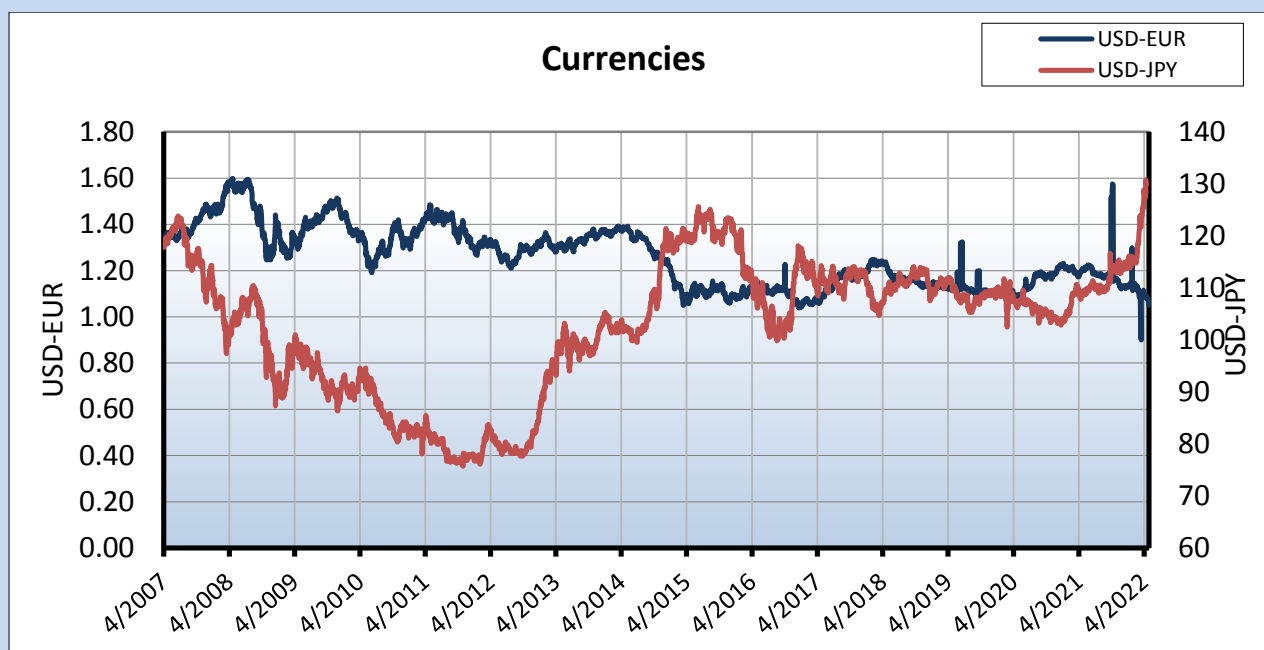
HISTORICAL BUNKER PRICES



	HISTORICAL BUNKER PRICES					
	Rotterdam		Fujairah		Houston	
	380 cst	MGO	380 cst	MGO	380 cst	MGO
1994	86	133.2	80.9	182.6	80.8	148.8
1995	97	140.6	94.6	175.8	93.2	148
1996	107	175.1	104.4	207.5	105.8	186
1997	92	155.4	99.3	205.6	97.3	179.9
1998	66.5	112.2	69.2	152.2	67.2	136.9
1999	94	133	98.5	157.2	93.3	143.9
2000	139	231.6	155.3	263.5	136	255.7
2001	116	192.4	129.7	244.7	112.8	227.5
2002	135	188.2	145.9	222.8	134	196
2003	151	230.4	166.3	265.2	160.2	265.1
2004	154	313.4	176.7	359.3	167.3	328.7
2005	236	458.4	256.6	500.1	248.3	508.5
2006	195	524.1	310.9	631.8	303	562.3
2007	347	571.3	373.7	664.7	351.8	608.6
2008	469	850.7	509.4	1037.7	496.8	933.2
2009	355	490.6	372.8	657	360.7	525
2010	452	667.1	468.2	712.9	449.3	683
2011	548	848.6	587.5	897.5	542.1	862.4

2012	585	920	606	1005	610	1005
2013	585	920	620	1010	580	985
2014	310	570	350	880	315	695
2015	140	311	170	560	140	360
2016	307	472	340	546	310	525
2017	367	579	376	627.5	356	612
2018	315	490	335	732	362	567
2019	290.4	607.2	290.3	760.3	342	647.8
2020	302	426	312	474	296	461.75
2021	442.5	677	463	782	449	661.5
29-4-22	633	1351	747	1351	714	1411

MARKET INDICATORS



	GBP	CAD	EUR	JPY	CHF	USD	AUD
GBP	1	0.6248	0.8394	163.14	0.8219	0.7978	0.5689
CAD	1.6001	1	1.3436	0.0098	1.3169	1.2783	0.9118
EUR	1.1911	0.7443	1	0.0073	0.9790	0.9489	0.6768
JPY	163.33	101.99	136.96	1	134.10	129.90	92.657
CHF	1.2179	0.7585	1.0227	0.0075	1	0.9704	0.6902
USD	1.2561	0.7840	1.0528	0.0077	1.0316	1	0.1274
AUD	1.7523	1.0964	1.4741	0.0108	1.4468	1.4019	1

* 29/04/2022 values

STOCK WATCH

NAME	TICKET	THIS MONTH*	LAST MONTH	CHANGE %	52w HIGH	52w LOW
Capital Product Partners	CPLP	14.71	18.23	-19.3%	19.65	10.60
Diana Shipping Inc.	DSX	4.66	5.40	-13.7%	6.36	3.31
Dynagas LNG Partners LP	DLNG	3.10	4.01	-22.69%	4.40	2.55
Eagle Bulk Shipping Inc.	EGLE	62.64	68.11	-8.03%	72.24	36.18
Euroseas Ltd.	ESEA	24.15	29.02	-16.78%	39.17	13.71
Costamare Inc.	CMRE	14.29	17.05	-16.18%	18.01	9.64
Navios Maritime Holdings	NM	3.63	3.63	0	10.97	3.60
GasLog Ltd.	GLOG	24.99	25.75	-2.95%	26.40	24.59
Safe Bulkers Inc.	SB	4.27	4.76	-10.29%	5.44	2.98
Star Bulk Carriers Corp.	SBLK	28.10	29.69	-5.35%	32.41	16.56
Stealthgas Inc.	GASS	2.56	2.40	6.66%	3.28	1.91
TEN Inc.	TNP	12.05	8.79	37.08%	13.49	6.75
TOP Ships Inc.	TOPS	0.73	1.04	-29.8%	2.57	0.69
Danaos Corporation	DAC	81.74	102.58	-20.31%	107.47	53.16

* 29/04/2022 closing values

~~~~~

Disclaimer: Information and data that appear in this report have been obtained from various sources which are believed to be correct and reliable. However, Athenian Shipbrokers S.A. does not guarantee their accuracy or completeness and therefore cannot be held liable for any loss incurred as a result of reliance in any way whatsoever on the information contained herein.

Kind Regards,



**ATHENIAN SHIPBROKERS S.A.**