



ATHENIAN SHIPBROKERS S.A.

107-109, Vas. Pavlou Str., GR 166 73, Voula, Athens, Greece

Tel: +30 210 9659700 - Fax: +30 210 8996040

Email S & P : athenian@atheniansa.gr

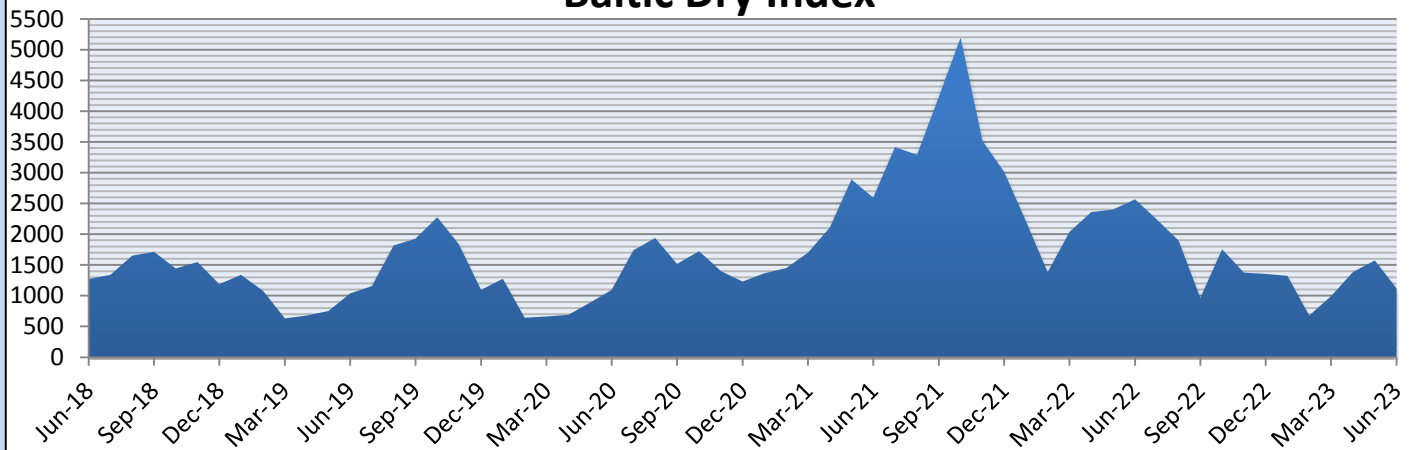
Email Chartering : chartering@atheniansa.gr

www.atheniansa.gr

JUN 2023

MONTHLY REPORT

Baltic Dry Index



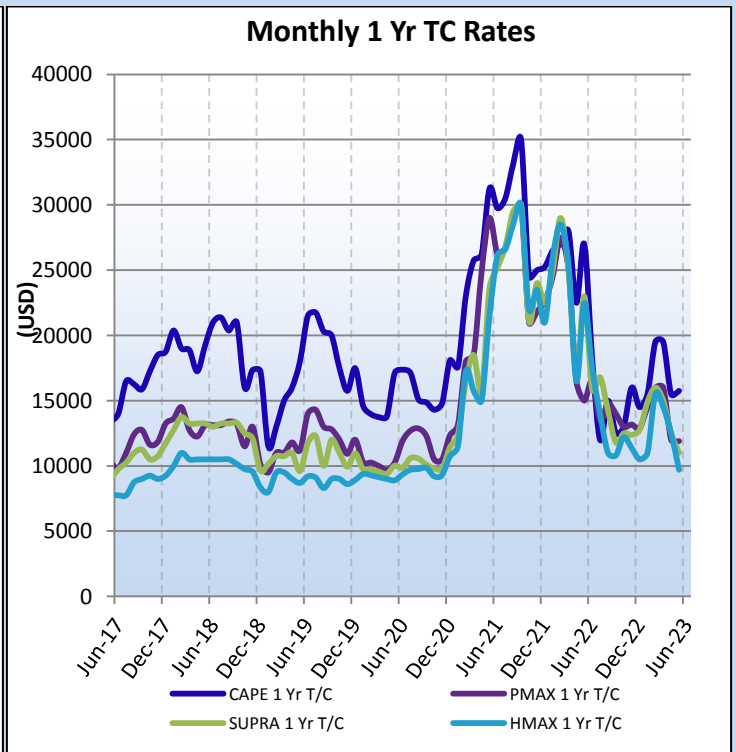
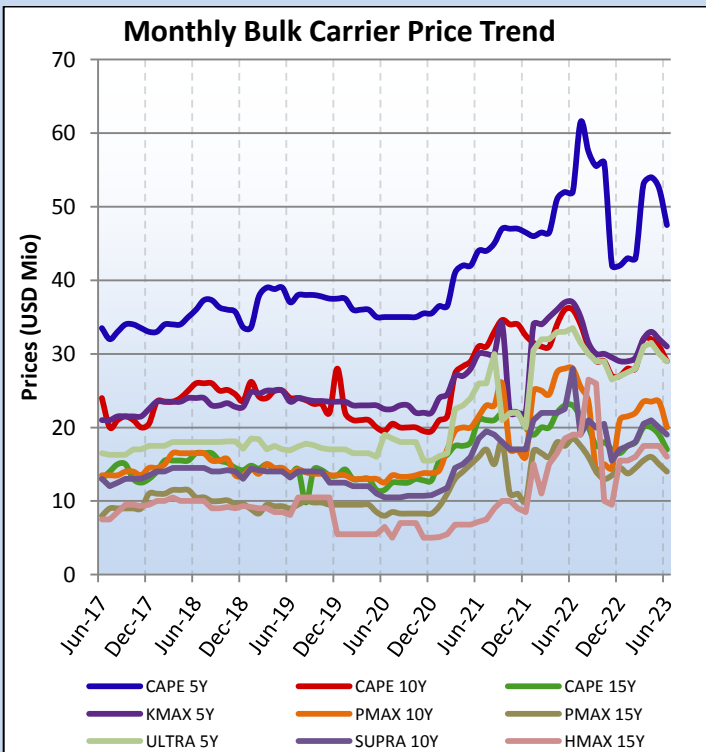
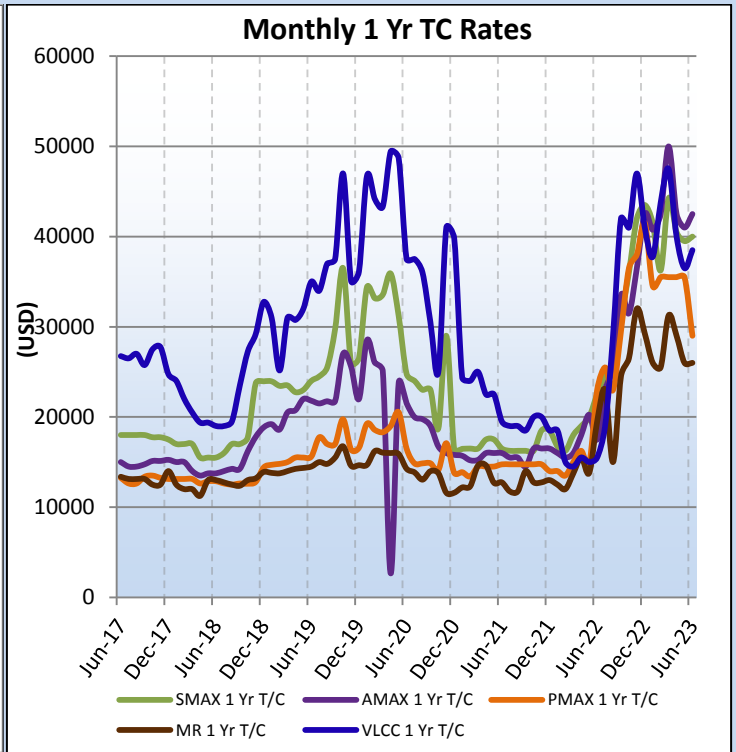
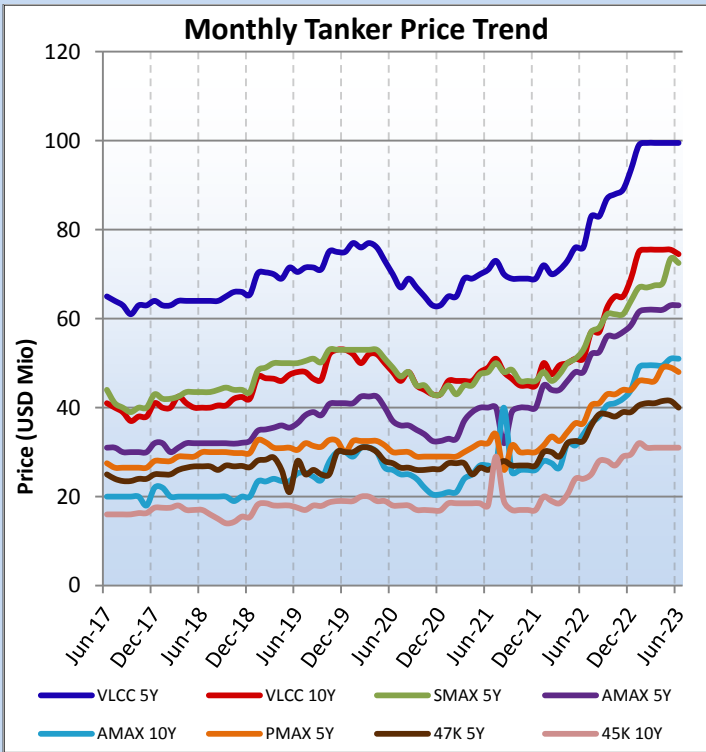
PRICES TANKERS (\$ MIO)

* Prices reflect Year's End	2017	2018	2019	2020	2021	2022	JUN-23
VLCC 5Y	64	63	75	63	69	93.5	99.5
VLCC 10Y	41	40	53	43	45	69	74.5
SUEZMAX 5Y	43	42	53	42	46	64	72.5
AFRAMAX 5Y	32	32	41	42.5	40	58.5	63
AFRAMAX 10Y	22	22	30	28.3	26	44	51
PANAMAX 5Y	28	28	30	29.5	30	44	48
51K 5Y	25	27.5	30	26.5	27	39	40
47K 10Y	17.5	16.5	19	17.5	17	29.5	32

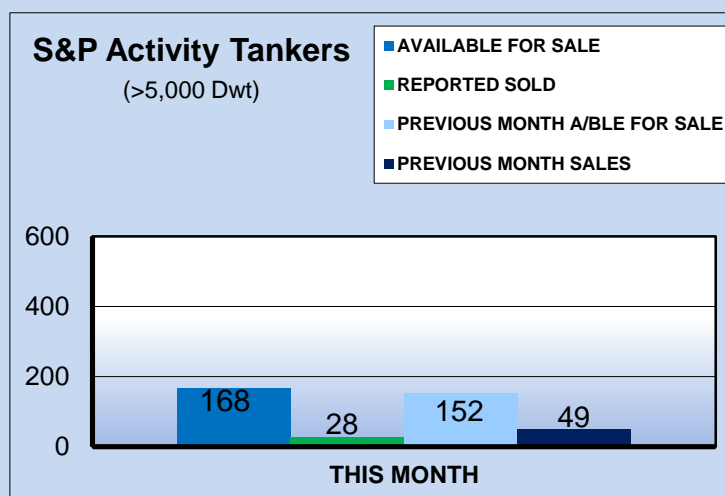
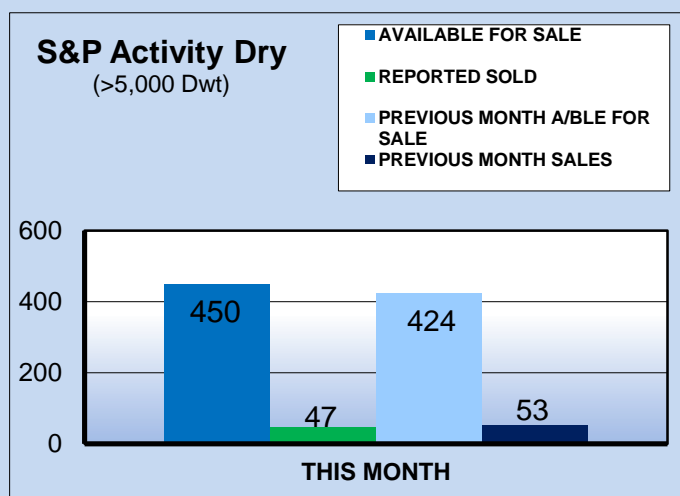
PRICES BULKERS (\$ MIO)

* Prices reflect Year's End	2017	2018	2019	2020	2021	2022	JUN-23
CAPE SIZE 5Y	33	33	37.5	35.3	46.5	42	47.5
CAPE SIZE 10Y	20.5	23.5	22	19	32.5	27	29
CAPE SIZE 15Y	13	14	13.5	12	20	16.5	17
KAMSARMAX 5Y	22.5	23.5	23.5	21.8	32	29	31
KAMSARMAX 10Y	14.5	14.5	13.5	13.5	22	21	21
PANAMAX 15Y	11	9	9.5	8.8	16	14.5	14
PANAMAX 20Y	6.5	6.5	6	5.7	10	9.5	10
ULTRAMAX 5Y	17.5	18	17	17.3	29	27	29
SUPRAMAX 10Y	13.5	14	12.5	10.5	20	17	19
HANDY 37K 5Y	14.3	15	16.7	14.5	24	22	24
HANDY 37K 10Y	10.5	11.8	9.2	8.7	17	15.5	16

SECOND HAND SALES & CHARTER FIXTURE TRENDS

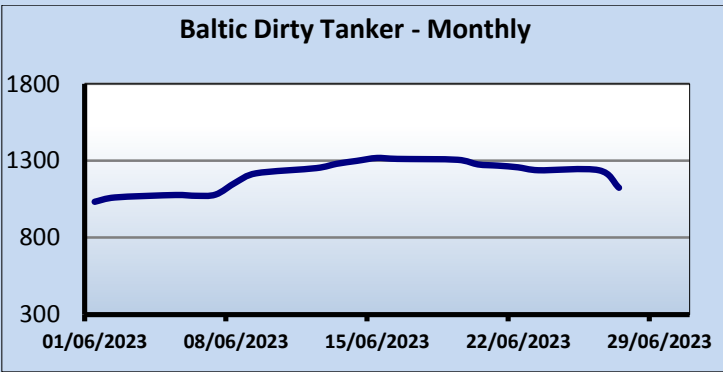
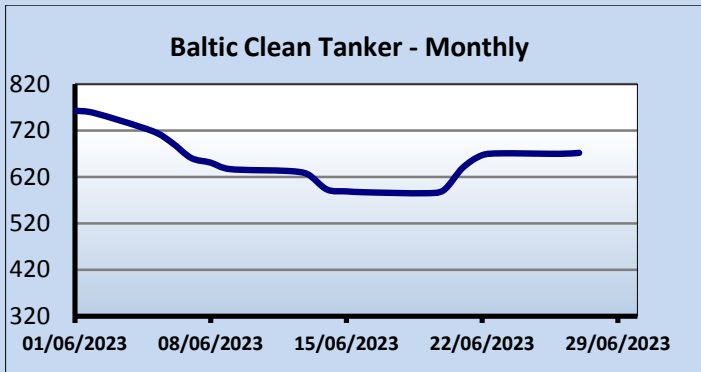
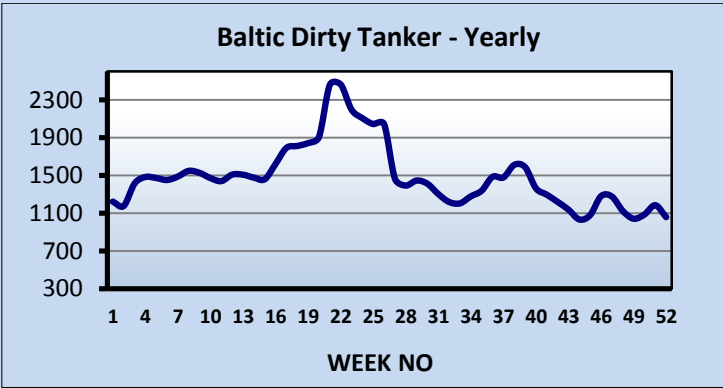
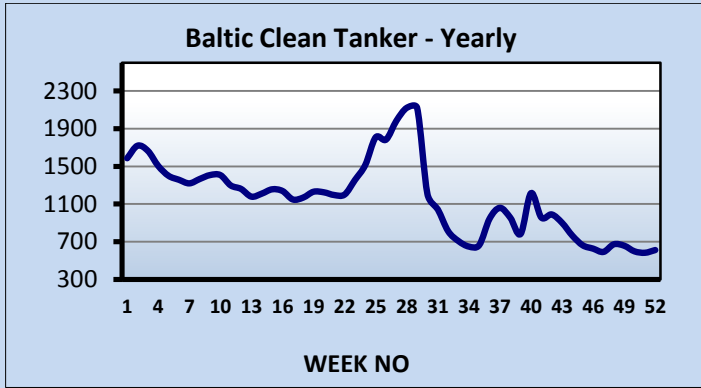


SECOND HAND TONNAGE MARKET



** Excluding demolition sales*

Ship Type	Sale and Purchase Market						Total
	Jan-23	Feb-23	Mar-23	Apr-23	May-23	Jun-23	
BULK	33	34	59	46	53	38	263
TANK	36	39	46	35	49	21	226
GAS	10	8	4	3	6	3	34
CONT	9	13	10	12	16	15	75
TWEEN/MPP	0	0	0	2	0	0	2
REEF	0	0	0	1	0	0	1
RORO	0	0	2	4	4	0	10
FERRY	0	0	0	0	0	0	0
CRUISE	0	0	1	0	0	0	1
Total	88	94	122	103	128	77	612

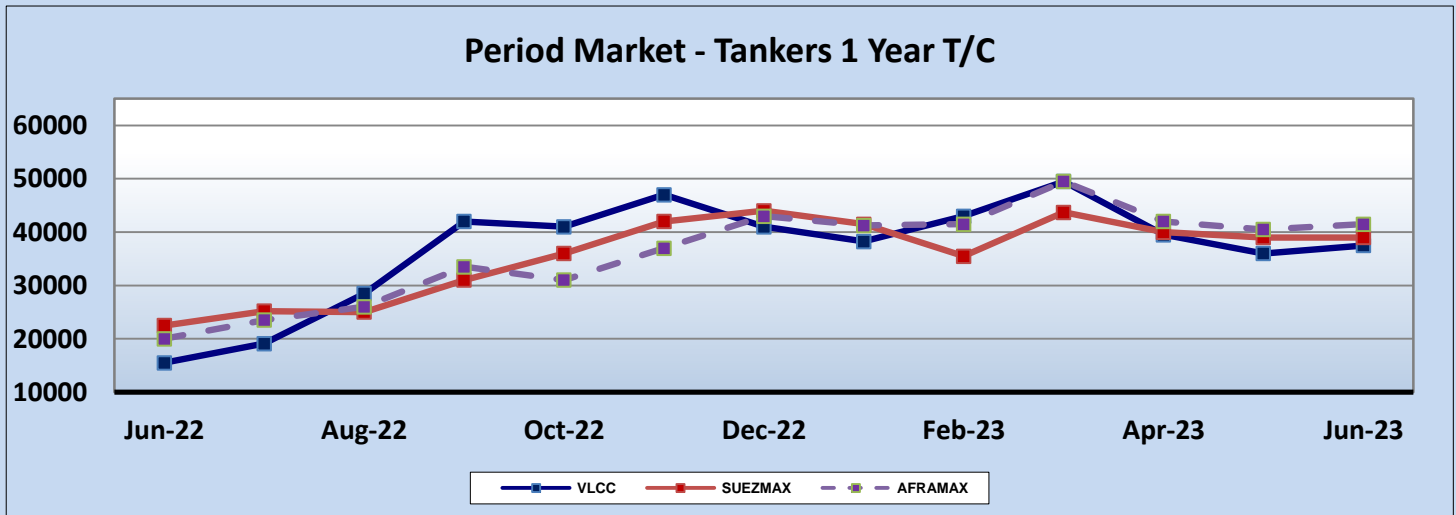
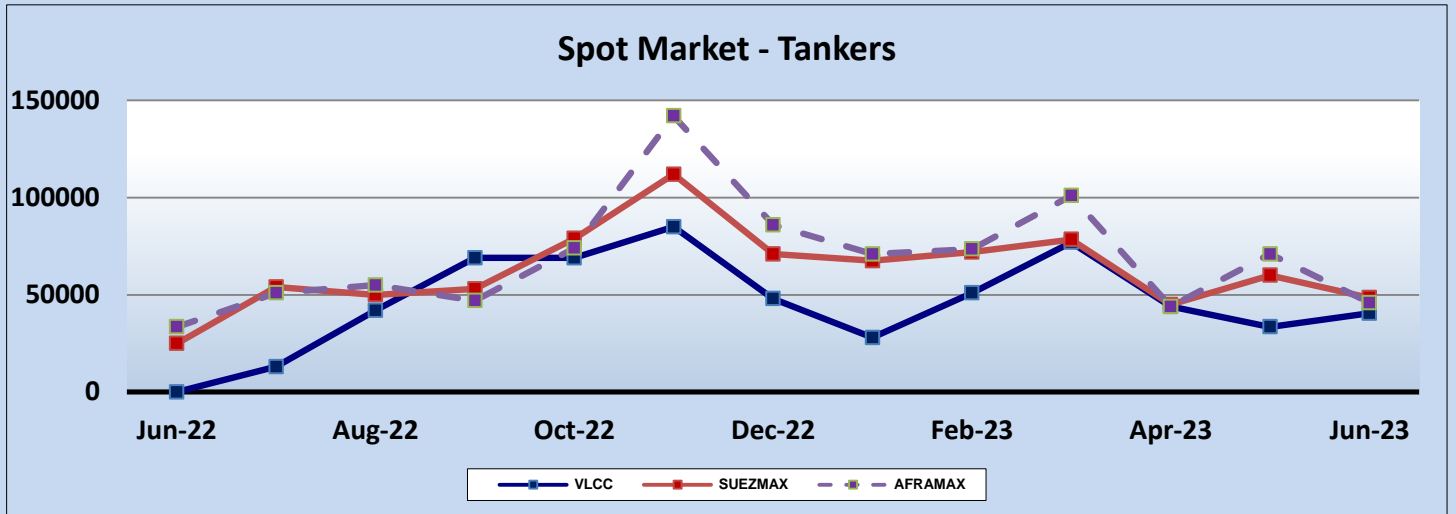


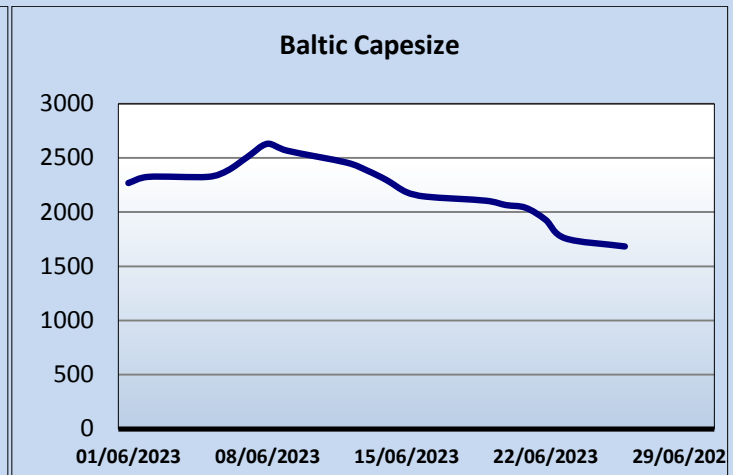
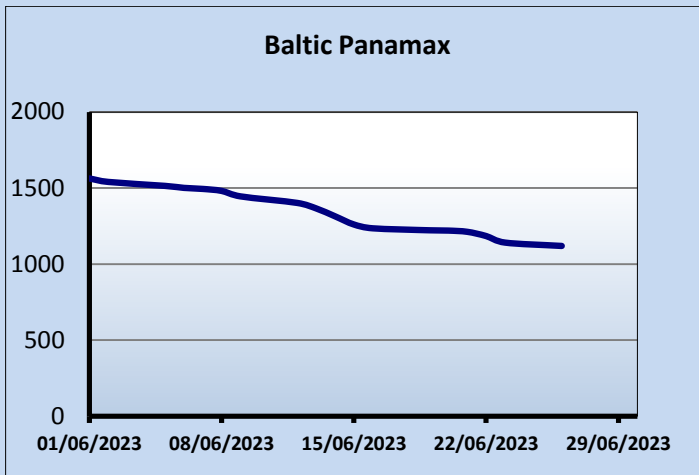
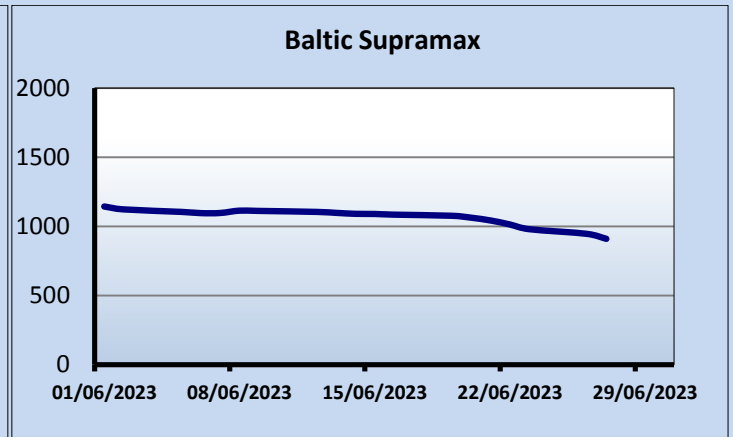
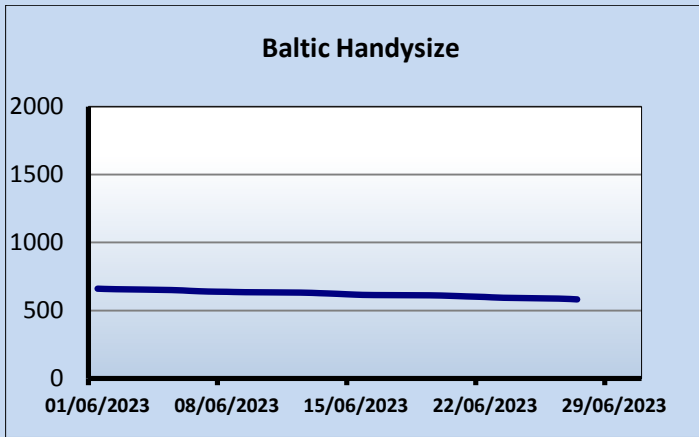
TANKER SALES

NAME	DWT	BLT		PRICE \$ (MIO)	BUYER
ESPOIR IVOIRIEN	132,500	1975	JAPAN	20	CL. OF CNRL
AMAZON BEAUTY	72,910	2004	KOREA	19.5	UNDISCLOSED
MTM POTOMAC	51,291	2004	KOREA	18	UNDISCLOSED
FAROS	74,999	2005	KOREA	18	TURKISH
SUPER RUBY	50,400	2006	KOREA	24	MIDDLE EASTERN
GOLDEN SHINER	74,999	2007	JAPAN	25	UNDISCLOSED
TARGALE	52,660	2007	CROATIA	90	ENBLOC BSS
USMA	52,642	2007	CROATIA		
UGALE	52,642	2007	CROATIA		
PILTENE	52,648	2007	CROATIA		UNDISCLOSED
MERMAID	11,262	2006	KOREA	8.25	UNDISCLOSED
RIDGEBURY JUDITH	150,393	2008	JAPAN	30	GREEK
DAKOTA STRENGTH	115,878	2007	KOREA	40	INDIAN
ESHIPS BARRACUDA	13,130	2006	KOREA	9.3	UNDISCLOSED
GULF JUMEIRAH	46,488	2008	KOREA	23.1	UNDISCLOSED
GULF CORAL	74,999	2009	KOREA	28.5	UNDISCLOSED
FRONT NJORD	156,760	2010	CHINA	44.5	UNDISCLOSED
FALCON SEXTANT	50,994	2009	KOREA	25.8	CL. OF PACIFIC OCEAN
CELSIUS RIGA	46,151	2010	KOREA	28.5	USA
ANFA	47,975	2010	JAPAN	24.5	TURKISH
MARIA P. LEMOS	319,191	2018	KOREA	94.5	CL. OF DHT HOLDINGS
LULU	316,507	2003	KOREA	42.5	CHINESE
MINERVA ZOE	105,330	2004	KOREA	31	CHINESE
SONANGOL KASSANJE	158,706	2005	KOREA	37	INFINITY SHIPS FZE
RIDGEBURY GALILEO	47,872	2006	KOREA	19.5	UNDISCLOSED
PRO TRIUMPH	105,272	2009	KOREA	39	UNDISCLOSED
RIO ARAUCA	158,671	2011	KOREA	48	GATIK SHIP MANAGEMENT
ELANDRA OSPREY	157,470	2018	KOREA	75	EASTERN PACIFIC SHIPPING

GAS SALES

<i>NAME</i>	<i>DWT</i>	<i>BLT</i>		<i>CBM</i>	<i>PRICE \$ (MIO)</i>	<i>BUYER</i>
GLOBAL SCORPIO	58,814	2013	KOREA	80,530	47	UNDISCLOSED
ECO DREAM	5,239	2015	KOREA	4,890	35	ENBLOC BSS
ECO GREEN	5,209	2015	KOREA	4,890		FAR EASTERN

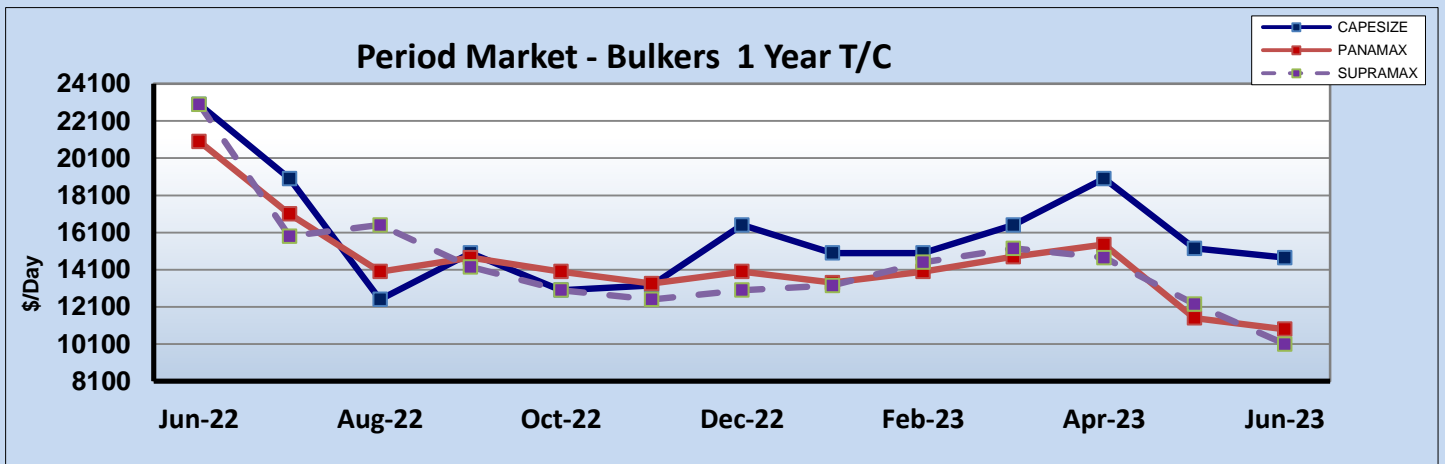
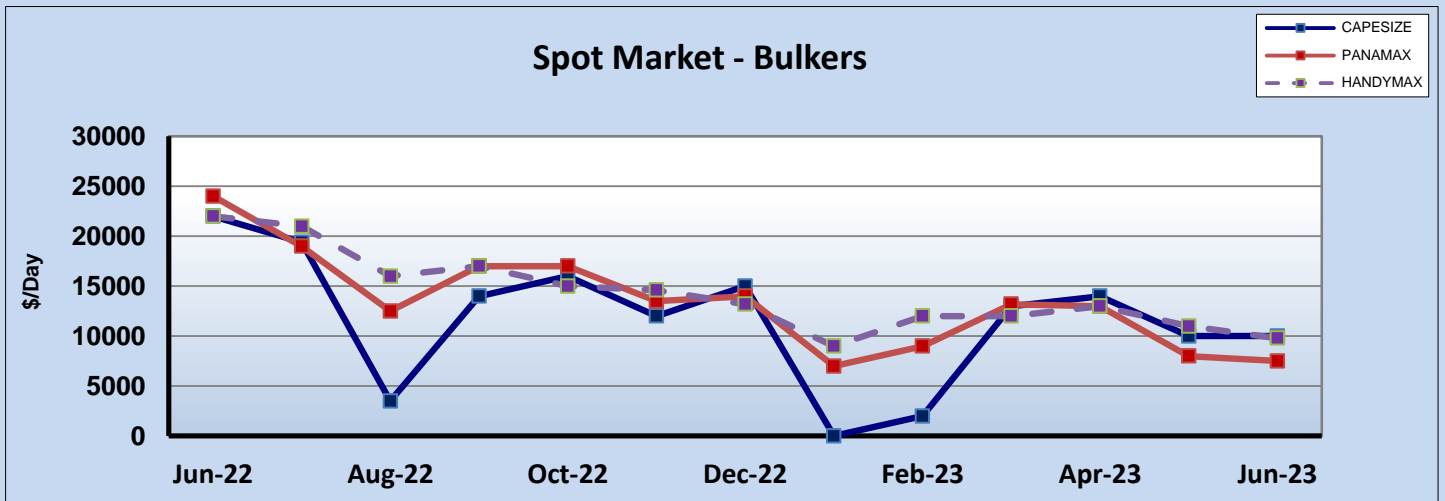




BULKER SALES

NAME	DWT	BLT		GEAR	PRICE \$ (MIO)	BUYER
RAINBOW	52,050	2004	JAPAN	4x30	10.8	CHINESE
OCEANIC LEADER	53,800	2006	CHINA	4x36	11	MIDDLE EASTERN
HERUN ZHOUSHAN	181,056	2017	CHINA	-	41.5	CHARTWORLD SHIP.
CF DIAMOND	57,700	2016	JAPAN	4x30	25	UNDISCLOSED
ATLANTIC ALTAMIRA	43,368	2017	CHINA	4x30	24.5	UNDISCLOSED
AMERICAN BULKER	36,228	2016	JAPAN	4x31.2	22.5	KOREAN
BELSOUTH	63,297	2015	CHINA	4x36	25	GREEK
RIKKE	81,895	2016	CHINA	-	27	GREEK
VICTORIA T	61,266	2017	JAPAN	4x30.7	29.5	UNDISCLOSED
JY BULK	81,112	2018	CHINA	-	28.49	UNDISCLOSED
JY PACIFIC	81,139	2019	CHINA	-	28.76	UNDISCLOSED
GREAT VENTURE	61,056	2019	CHINA	4x30	30.03	CL. OF EQUINOX MAR.
GREAT SPIRIT	61,087	2019	CHINA	4x30.5	28.9	UNDISCLOSED
JY HONGKONG	81,107	2019	CHINA	-	30	UNDISCLOSED
LADY KADOORIE	180,182	2006	JAPAN	-	16.65	WINNING SHIPPING
STRAITS BREEZE	31,612	2009	JAPAN	4x30	13	TURKISH
SANTA CRUZ	83,456	2011	JAPAN	-	18.2	UNDISCLOSED
YUAN AN HAI	56,957	2009	CHINA	4x30	52	ENBLOC BSS
YUAN SHUN HAI	56,956	2009	CHINA	4x30		
ZHOU SHAN HAI	56,987	2009	CHINA	4x30		
JIN ZHOU HAI	56,907	2009	CHINA	4x30		UNDISCLOSED
STOVE OCEAN	55,861	2013	JAPAN	4x30	21	GEARBULK HOLDING
AQUAENNA	175,975	2011	CHINA	-	22	CL. OF COSTAMARE S.
YANGTZE OASIS	34,306	2013	CHINA	4x30	13.8	UNDISCLOSED

SANTA BARBARA	76,361	2011	JAPAN	-	18	GREEK
MAGNUM FORCE	53,630	2008	CHINA	4x35	12.9	INDONESIAN
PAZEH WISDOM	18,969	2009	JAPAN	3x30.7	8.5	UNDISCLOSED
MAGIC TWILIGHT	80,700	2010	KOREA	-	17.5	UNDISCLOSED
STOVE OCEAN	55,861	2013	JAPAN	4x30	21	GEARBULK HOLDING
NORD TREASURE	55,888	2014	JAPAN	4x30	22	UNDISCLOSED
ARTEMIS A	57,000	2011	CHINA	4x30	16.8	TURKISH
CORINTHIAN EMERALD	57,592	2012	KOREA	4x30	19	UNDISCLOSED
SEASTAR ENDURANCE	34,290	2011	CHINA	4x30	11.75	EUROPEAN
ARKADIA	56,348	2012	VIETNAM	4x27.5	34.6	ENBLOC BSS
KUMPULA	56,348	2012	VIETNAM	4x27.5		UNDISCLOSED
CORAL OPAL	78,090	2012	JAPAN	-	19.2	UNDISCLOSED
PACIFIC CYPRESS	38,055	2012	JAPAN	4x30.5	16	TURKISH
AGIA IRINI	28,207	2013	JAPAN	4x30.5	13.8	FLORENCE SHIP. & M.
GREENERY SEA	35,207	2012	CHINA	4x30	12.6	UNDISCLOSED
PRABHU PUNI	76,015	2002	JAPAN	-	9.6	UNDISCLOSED
COMITY	37,302	2010	CHINA	4x30	12.8	UNDISCLOSED
AQUARANGE	179,842	2011	PHILLIPINES	-	24	COSTAMARE
LORD STAR	82,830	2013	JAPAN	-	23	GREEK
VIRGO CONFIDENCE	63,206	2019	CHINA	4x35	54	ENBLOC BSS
GEMINI CONFIDENCE	63,270	2019	CHINA	4x35		UNDISCLOSED
AFRICAN BULKER	36,170	2015	JAPAN	4x31.2	21.5	SOUTH KOREAN
TOMINI BORA	37,985	2016	CHINA	4x30	19.7	GREEK
KK PROGRESSION	64,012	2018	PHILLIPINES	4x36	28.5	MYKONOS SHIPPING



CONTAINER SALES

<i>NAME</i>	<i>DWT</i>	<i>BLT</i>		<i>GEAR</i>	<i>TEU</i>	<i>PRICE \$ (MIO)</i>	<i>BUYER</i>
CARLA-LIV	23,026	1999	POLAND	3x40	1,730	7.7	TURKISH
SC PARMA	16,824	2003	CHINA	2x45	1,209	-	MIDDLE EASTERN
DURANDE	23,579	2003	CHINA	2x40	1,740	9	UNDISCLOSED
ELLA	33,216	2003	JAPAN	3x40	2,450	14	CL OF MSC
WAN HAI 308	37,901	2005	GERMANY	-	2,742	17	CL OF MSC
NORTHERN DEDICATION	42,131	2007	CHINA	-	3,534	34	ENBLOC BSS
NORTHERN DEFENDER	42,121	2007	CHINA	-	3,534		GLOBAL FEEDER S.
BAL BRIGHT	12,561	2008	JAPAN	-	907	-	UNDISCLOSED
MARFRET MARAJO	21,260	2008	KOREA	1x25,2x45	1,713	-	CL. OF INTEROCEAN
HANSA STEINBURG	23,579	2010	CHINA	-	1,740	-	UNDISCLOSED
QUEEN ESTHER	25,000	2016	CHINA	3x45	2,190	136.3	ENBLOC BSS
B TRADER	23,261	2019	CHINA	2x45	1,762		
TRIESTE TRADER	23,225	2019	CHINA	2x45	1,762		
MADRID TRADER	23,221	2019	CHINA	2x45	1,762		
LONDON TRADER	23,210	2019	CHINA	3x35	1,762		CL OF MPC CONT. S.
MONEMVASIA	34,044	1998	GERMANY	3x45	2,470	-	UNDISCLOSED
MAERSK PENANG	38,250	1998	GERMANY	-	2,890	8	RETHYMNIS & KULU.
NORO	44,164	2007	KOREA	-	3,398	-	UNDISCLOSED
TACOMA TRADER	13,048	2015	CHINA	2x45	1,102	18.5	GERMAN

Ro-Pax / Fast Ferries SALES

<i>NAME</i>	<i>GT</i>	<i>BLT</i>		<i>Pax</i>	<i>PRICE \$ (MIO)</i>	<i>BUYER</i>
-	-	-	-	-	-	-

CRUISE SALES

<i>NAME</i>	<i>GT</i>	<i>BLT</i>		<i>Pax</i>	<i>PRICE \$ (MIO)</i>	<i>BUYER</i>
-	-	-	-	-	-	-

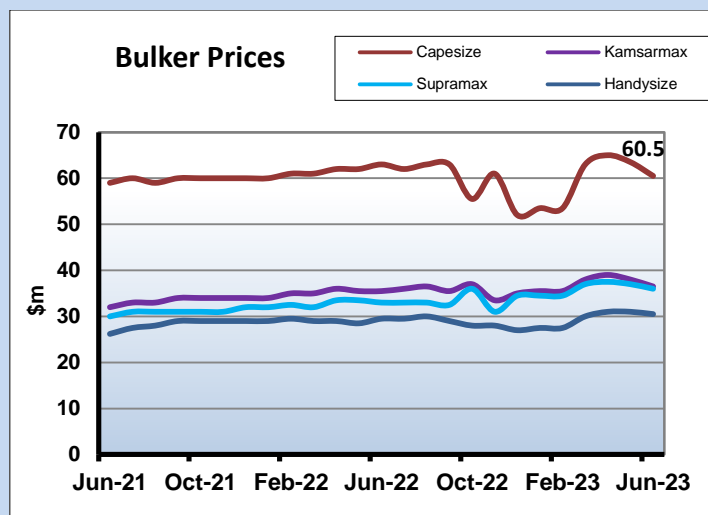
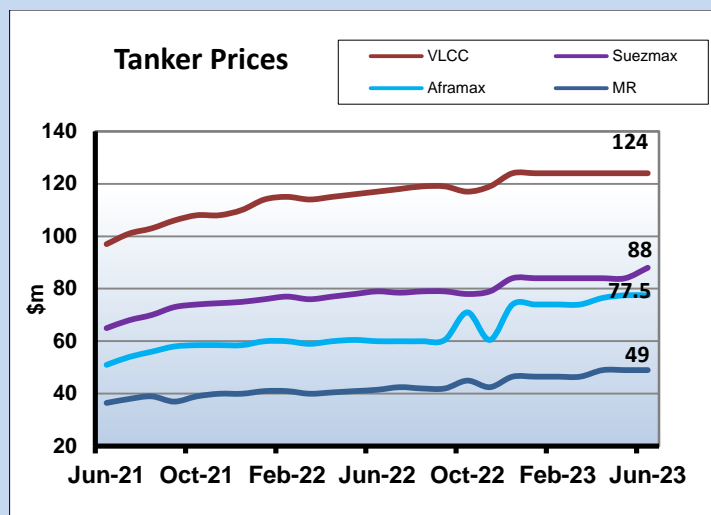
Ro-Ro SALES

<i>NAME</i>	<i>GT</i>	<i>BLT</i>		<i>Pax</i>	<i>PRICE \$ (MIO)</i>	<i>BUYER</i>
-	-	-	-	-	-	-

OFFSHORE SALES

<i>NAME</i>	<i>GT</i>	<i>BLT</i>		<i>BOLL. PULL</i>	<i>PRICE \$ (MIO)</i>	<i>BUYER</i>
-	-	-	-	-	-	-

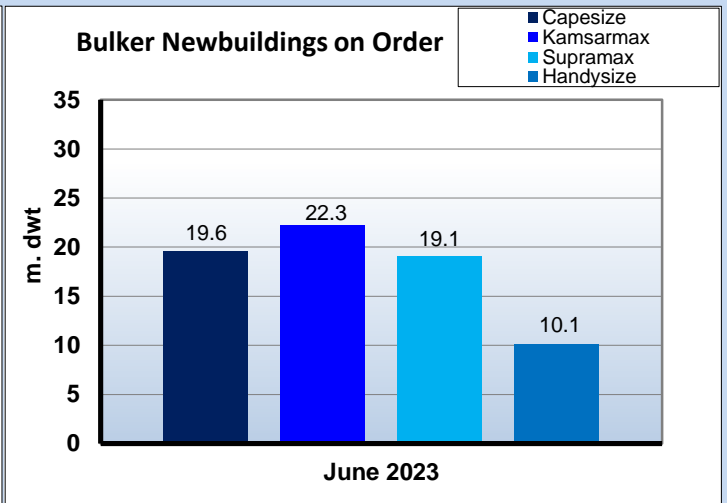
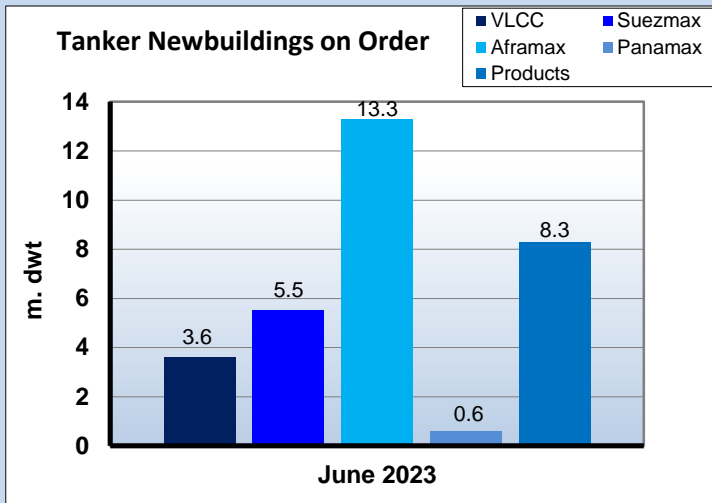
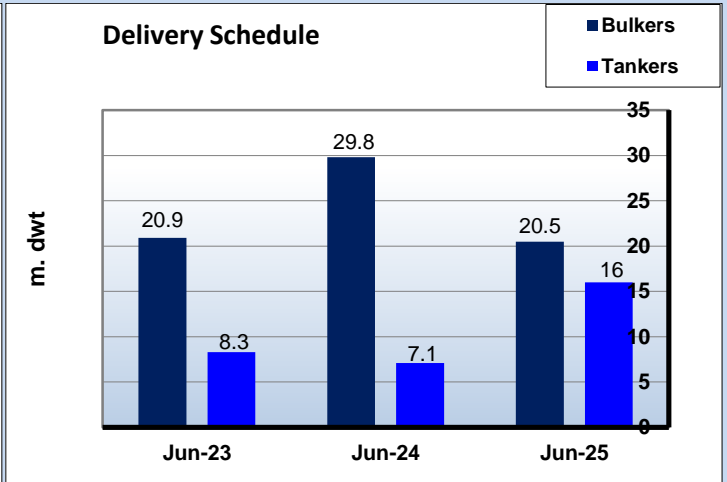
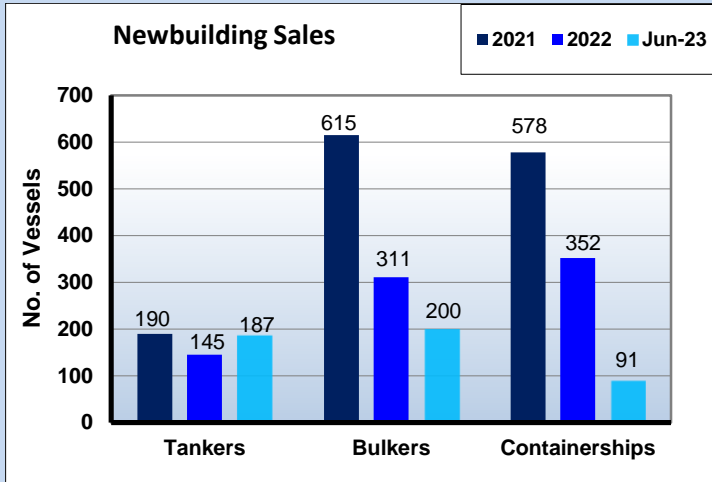
NEW BUILDING MARKET AND REPORTED CONTRACTS



Dry Bulk Orderbook				
Ship Type	m.Dwt 2023	2024	2025+	Total No. Ships
Capesize	5.7	7.4	6.4	98
Kamsarmax	7.1	8.6	6.7	273
Supra/Hmax	5.2	9.5	4.5	306
Handies	2.8	4.3	2.9	292
Total	20.9	29.8	20.5	969

Tanker Orderbook				
Ship Type	m.Dwt 2023	2024	2025+	Total No. Ships
ULCC/VLCC	3.0	0.0	0.6	12
Suezmax	0.5	1.3	3.8	35
Aframax	2.8	3.1	7.4	116
Panamax	0.1	0.0	0.5	8
MR + Small	1.8	2.7	3.7	228
Total	8.3	7.1	16.0	399

LPG Orderbook				
Ship Type	,000cb 2023	2024	2025+	Total No. Ships
VLGC	2,521	1,626	3,461	84
LGC	0	45	360	9
MR	508	276	72	23
Handy	64	70	15	26
Small	1	5	0	3
Total m.Dwt	3,095	2,023	3,908	145



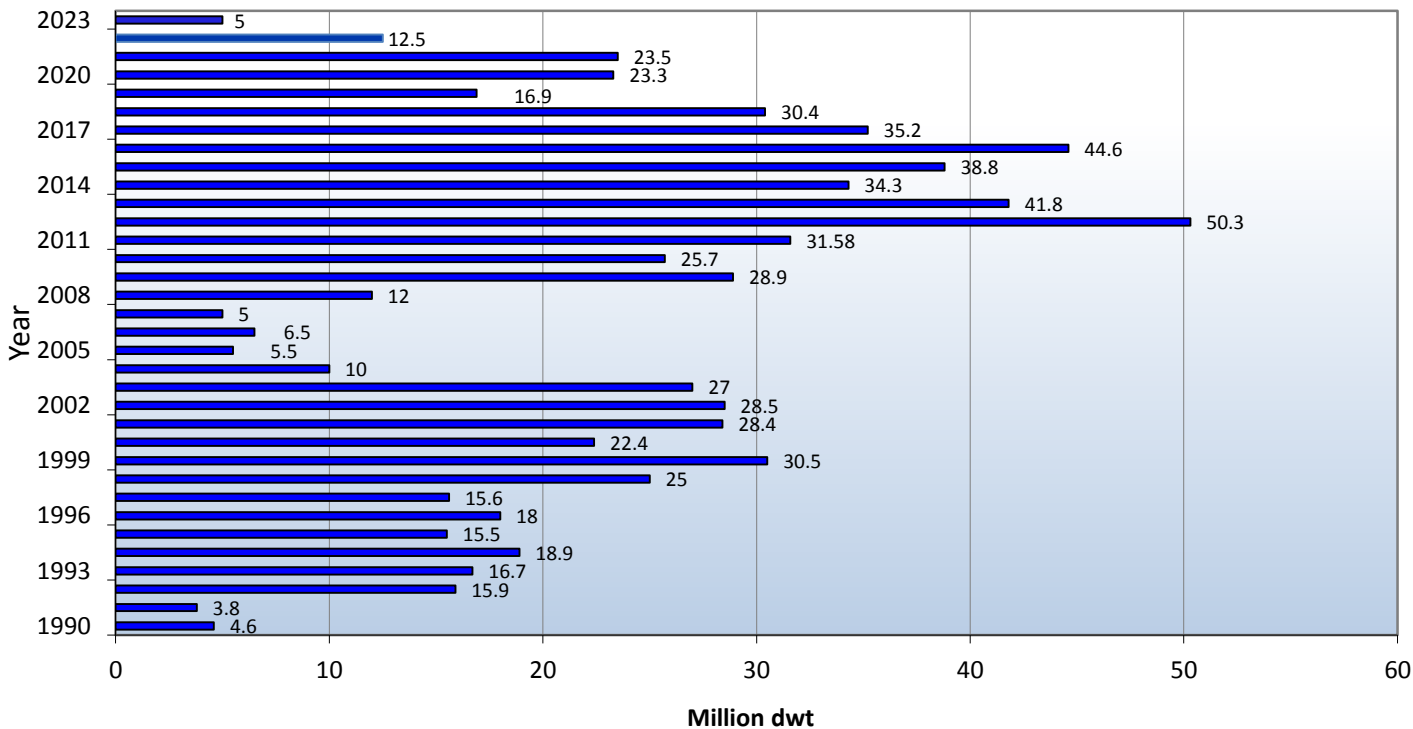
DWT in Thousands	Newbuilding Historical Prices (\$m)													
	Jun-23	2022	2021	2020	2019	2018	2017	2016	2010	2005	2000	1995	1990	1985
Tankers														
320 DWT ¹	124	124	110	85.5	95.6	92.4	81.5	84.5	104.8	120	76.5	85.3	87.4	38.2
170 DWT ¹	88	84	75	57	71.7	60.6	55	54.5	66.3	71.5	52.5	54	66.1	28.2
115 DWT ¹	77.5	74	58.5	46.5	55.1	48.1	44	44.5	56	58	41.5	43.3	53.2	18.1
50 DWT ¹	49	46.5	40	34	38.8	36.7	33.8	32.5	36.1	43	29.5	33.2	32.1	13.3
Bulkers														
185 DWT ¹	60.5	51.5	46.5	51.8	50.4	44	42	46	57.2	58.5	40.5	42.3	60.2	29.3
83 DWT ¹	36.5	35	26	30.6	28.1	25.5	24.5	25.7	34.3	36	22.5	27.9	30	13.4
64 DWT ¹	36	34	24	27.4	26.2	24	22.3	24.1	31.1	31	20.5	24.1	25.3	12.4
35 DWT ¹	30.5	27	23	22.6	23.9	22	19.5	20.3	26.3	25.5	15	19.2	21.3	9.7
¹ Before 2001 sizes to read 280,000 - 140,000 - 95,000 - 40,000 respectively for tankers and 150,000 - 69,000 for Bulkers ² Single Hull ³ 30,000 DWT + Prior 2017 to read 73 - 76k dwt, 45k dwt & 30k dwt (note: above is for vessels built Japan / Korea, you should also consider US\$ / Yen / Won relation for the years mentioned)														

Newbuilding Orders

TYPE	DWT	BUILDER	DELIVERY	PRICE \$	OWNER	NOTES
CHEM & OIL	16,000	TERSAN SHIPYARD	2025	-	TUNE CHEMICAL	-
CHEM & OIL	16,000	TERSAN SHIPYARD	2025	-	TUNE CHEMICAL	-
CHEM & OIL	50,000	K SB (JINHAЕ)	MAY 2025	-	CHEMNAV SHIPMGMT	-
CHEM & OIL	50,000	K SB (JINHAЕ)	FEB 2025	-	CHEMNAV SHIPMGMT	-
TANKER	158,000	SAMSUNG HI	FEB 2026	86.10	UNKNOWN	-
TANKER	158,000	SAMSUNG HI	NOV 2025	86.10	UNKNOWN	-
CONTAINER	14,210	HUANGPU WENCHONG	JUL 2026	-	X-PRESS FEEDERS	METHANOL
CONTAINER	14,210	HUANGPU WENCHONG	MAY 2026	-	X-PRESS FEEDERS	METHANOL
CONTAINER	14,210	HUANGPU WENCHONG	MAR 2026	-	X-PRESS FEEDERS	METHANOL
CONTAINER	14,210	HUANGPU WENCHONG	JAN 2026	-	X-PRESS FEEDERS	METHANOL
CONTAINER	14,210	HUANGPU WENCHONG	NOV 2025	-	X-PRESS FEEDERS	METHANOL
CONTAINER	14,210	HUANGPU WENCHONG	AUG 2025	-	X-PRESS FEEDERS	METHANOL
PRODUCTS	115,000	ZHOUSHAN CHANGHONG	JUN 2026	-	UNKNOWN	SCRUB FITD
PRODUCTS	115,000	ZHOUSHAN CHANGHONG	JUN 2026	-	UNKNOWN	SCRUB FITD
PRODUCTS	115,000	ZHOUSHAN CHANGHONG	JUN 2026	-	UNKNOWN	SCRUB FITD
PRODUCTS	115,000	ZHOUSHAN CHANGHONG	JUN 2026	-	UNKNOWN	SCRUB FITD
PRODUCTS	115,000	ZHOUSHAN CHANGHONG	JUN 2026	-	UNKNOWN	SCRUB FITD
PRODUCTS	115,000	ZHOUSHAN CHANGHONG	JUN 2026	-	UNKNOWN	SCRUB FITD
BULK	12,500	NANTONG CIMC SOE	2025	-	CHINA CHANGHANG	LNG
BULK	12,500	NANTONG CIMC SOE	2025	-	CHINA CHANGHANG	LNG
BULK	12,500	NANTONG CIMC SOE	2025	-	CHINA CHANGHANG	LNG
BULK	12,500	NANTONG CIMC SOE	2024	-	CHINA CHANGHANG	LNG
LPG	30,000	NANTONG CIMC SOE	FEB 2026	61.50	AVANCE GAS	LPG
LPG	30,000	NANTONG CIMC SOE	NOV 2025	61.50	AVANCE GAS	LPG
PRODUCTS	111,000	GSI NANSHA	DEC 2026	-	EASTERN PACIFIC SHPG	LNG
PRODUCTS	111,000	GSI NANSHA	MAR 2026	-	EASTERN PACIFIC SHPG	LNG
BULK	42,300	OSHIMA SHIPBUILDING	FEB 2026	-	MEADWAY SHPG	-
BULK	94,900	OSHIMA SHIPBUILDING	JUL 2026	-	MITSUMI OSK LINES	LNG
GCARGO	3,800	COCHIN SHIPYARD	2026	-	WILSON ASA	-
GCARGO	3,800	COCHIN SHIPYARD	2026	-	WILSON ASA	-
GCARGO	3,800	COCHIN SHIPYARD	2026	-	WILSON ASA	-
GCARGO	3,800	COCHIN SHIPYARD	2026	-	WILSON ASA	-
GCARGO	3,800	COCHIN SHIPYARD	2026	-	WILSON ASA	-
GCARGO	3,800	COCHIN SHIPYARD	2026	-	WILSON ASA	-
GCARGO	3,800	COCHIN SHIPYARD	2026	-	WILSON ASA	-
GCARGO	3,800	COCHIN SHIPYARD	2026	-	WILSON ASA	-
GCARGO	3,800	COCHIN SHIPYARD	2026	-	WILSON ASA	-
GCARGO	3,800	COCHIN SHIPYARD	DEC 2025	-	WILSON ASA	-
GCARGO	3,800	COCHIN SHIPYARD	OCT 2025	-	WILSON ASA	-
GCARGO	3,800	COCHIN SHIPYARD	AUG 2025	-	WILSON ASA	-
GCARGO	3,800	COCHIN SHIPYARD	JUN 2025	-	WILSON ASA	-
GCARGO	3,800	COCHIN SHIPYARD	APR 2025	-	WILSON ASA	-
GCARGO	3,800	COCHIN SHIPYARD	FEB 2025	-	WILSON ASA	-
LNG	96,000	SAMSUNG HI	FEB 2028	254.80	UNKNOWN	LNG
LNG	96,000	SAMSUNG HI	NOV 2027	254.80	UNKNOWN	LNG
BULK	82,000	CHENGXI SHIPYARD	APR 2027	-	GUANGDONG YUDEAN	-
BULK	82,000	CHENGXI SHIPYARD	FEB 2027	-	GUANGDONG YUDEAN	-
CSOV	-	TERSAN SHIPYARD	MAR 2025	-	ACTA MARINE	-
CSOV	-	TERSAN SHIPYARD	DEC 2024	-	ACTA MARINE	-
TANKER	157,000	NEW TIMES SB	MAY 2025	-	POLEMBROS SHIPPING	SCRUB.
TANKER	157,000	NEW TIMES SB	APR 2025	-	POLEMBROS SHIPPING	SCRUB.
BULK	180,000	HENGLI HI	MAR 2026	-	UNKNOWN	-
BULK	180,000	HENGLI HI	MAR 2026	-	UNKNOWN	-
BULK	180,000	HENGLI HI	MAR 2026	-	UNKNOWN	-
CRUISE	-	FINCANFIERI MARGHERA	2026	400	FOUR SEASONS HOTELS	-
MSV	-	SEFINE SHIPYARD	AUG 2025	-	AGALAS	-
BULK	64,000	DALIAN COSCO KHI	MAY 2026	-	NORDEN A/S	-
BULK	64,000	DALIAN COSCO KHI	MAR 2026	-	NORDEN A/S	-
BULK	64,000	DALIAN COSCO KHI	JAN 2026	-	NORDEN A/S	-

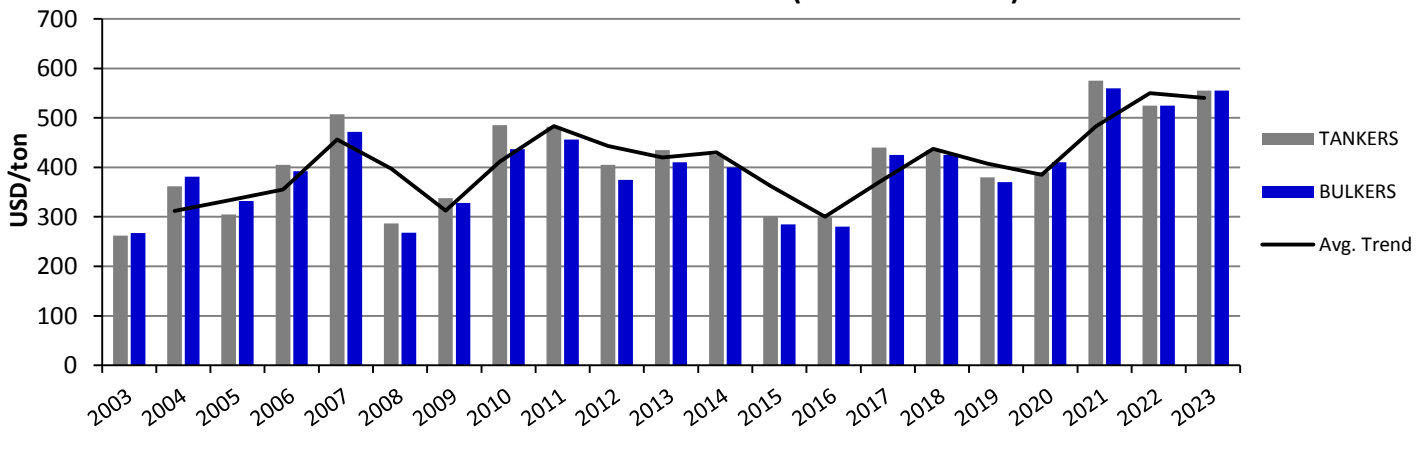
BULK	64,000	DALIAN COSCO KHI	NOV 2025	-	NORDEN A/S	-
BULK	64,000	DALIAN COSCO KHI	SEP 2025	-	NORDEN A/S	-
BULK	64,000	DALIAN COSCO KHI	JUL 2025	-	NORDEN A/S	-
GCARGO	9,000	DAYANG OFFSHORE	2026	-	BERGE REDERI	-
BULK	81,200	TSUNEISHI ZHOUSHAN	2026	-	LAURITZEN BULKERS	METHANOL
CHEM & OIL	22,500	WUHU SHIPYARD	NOV 2026	-	DONSOTANK REDERI	LNG, BAT-HY.
CHEM & OIL	22,500	WUHU SHIPYARD	MAY 2026	-	DONSOTANK REDERI	LNG, BAT-HY.
CHEM & OIL	50,000	HYUNDAI MIPO	DEC 2025	46.90	UNKNOWN	-
CHEM & OIL	50,000	HYUNDAI MIPO	OCT 2025	46.90	UNKNOWN	-
CHEM & OIL	50,000	HYUNDAI MIPO	AUG 2025	46.90	UNKNOWN	-
CHEM & OIL	50,000	HYUNDAI MIPO	JUL 2025	46.90	UNKNOWN	-
PCC	20,000	CMJL (NANJING)	2026	-	SALLAUM LINES	LNG
PCC	20,000	CMJL (NANJING)	2026	-	SALLAUM LINES	LNG
PCC	20,000	CMJL (NANJING)	2026	-	SALLAUM LINES	LNG
PCC	20,000	CMJL (NANJING)	2026	-	SALLAUM LINES	LNG
BULK	81,200	TSUNEISHI ZHOUSHAN	2026	-	LAURITZEN BULKERS	METHANOL
CHEM & OIL	22,500	WUHU SHIPYARD	NOV 2025	-	DONSOTANK REDERI	LNG, BAT-HY.
CHEM & OIL	22,500	WUHU SHIPYARD	MAY 2025	-	DONSOTANK REDERI	LNG, BAT-HY.
CONTAINER	240,000	YANGZI XINFU SB	2027	-	CMA CGM	LNG
CONTAINER	240,000	YANGZI XINFU SB	2027	-	CMA CGM	LNG
CONTAINER	240,000	YANGZI XINFU SB	2027	-	CMA CGM	LNG
CONTAINER	240,000	YANGZI XINFU SB	2027	-	CMA CGM	LNG
CONTAINER	240,000	YANGZI XINFU SB	2027	-	CMA CGM	LNG
CONTAINER	240,000	YANGZI XINFU SB	2026	-	CMA CGM	LNG
CONTAINER	240,000	YANGZI XINFU SB	2026	-	CMA CGM	LNG
CONTAINER	240,000	YANGZI XINFU SB	2026	-	CMA CGM	LNG
CONTAINER	240,000	YANGZI XINFU SB	2026	-	CMA CGM	LNG
CONTAINER	240,000	YANGZI XINFU SB	2026	-	CMA CGM	LNG
BULK & C.SODA	83,300	JIANGSU NEW YZJ	AUG 2026	56.40	KCC AS	-
BULK & C.SODA	83,300	JIANGSU NEW YZJ	MAY 2026	56.40	KCC AS	-
BULK & C.SODA	83,300	JIANGSU NEW YZJ	FEB 2026	56.40	KCC AS	-
CONTAINER	102,000	JIANGSU NEW YZJ	MAR 2027	-	MAERSK AS	METHANOL
CONTAINER	102,000	JIANGSU NEW YZJ	DEC 2026	-	MAERSK AS	METHANOL
CONTAINER	102,000	JIANGSU NEW YZJ	DEC 2026	-	MAERSK AS	METHANOL
CONTAINER	102,000	JIANGSU NEW YZJ	OCT 2026	-	MAERSK AS	METHANOL
CONTAINER	102,000	JIANGSU NEW YZJ	AUG 2026	-	MAERSK AS	METHANOL
CONTAINER	102,000	JIANGSU NEW YZJ	JUN 2026	-	MAERSK AS	METHANOL
CHEM & OIL	3,490	ZHOUSHAN NINGSHING	2025	-	NINGBO GANGLONG	-

Total Demolition (Dwt)



* Bss reported sales

Historical Demolition Prices (India Year's End)



HISTORICAL DEMOLITION PRICES (*Indian Year's End)																			
	2005	2006	2007	2008	2009	2010	2011	2012	2013	2014	2015	2016	2017	2018	2019	2020	2021	2022	CURR
WET	302	405	507	287	338	485	482	405	435	425	300	300	440	435	380	410	575	525	555
DRY	332	392	472	268	328	437	456	375	410	400	285	280	425	425	370	390	560	525	555

India

<i>TYPE</i>	<i>NAME</i>	<i>DWT</i>	<i>BLT</i>	<i>LDT</i>	<i>PRICE \$/LDT</i>	<i>COMMENTS</i>
CONT	MSC NICOLE	41,787	1989	13,920	521	-
CONT	MSC KERRY	45,530	1995	-	-	-
CONT	SWAN RIVER BRIDGE	17,733	1999	6,122	-	-
CONT	MSC FEDERICA	60,350	1990	23,740	507	-

Bangladesh

<i>TYPE</i>	<i>NAME</i>	<i>DWT</i>	<i>BLT</i>	<i>LDT</i>	<i>PRICE \$/LDT</i>	<i>COMMENTS</i>
BULK	FU SHENG	77,447	1994	10,780	580	-
BULK	HONG HAO	44,596	1998	11,801	620	-
CONT	SCO QINGDAO	10,010	1997	3,650	610	-
BULK	CHANG YING	8,559	1995	-	-	-
BULK	ETERNAL LUCK	45,654	1995	7,527	575	-
CONT	MERATUS MAKASSAR	14,464	1995	5,455	-	-
BULK	JASMINE LI	45,269	1997	9,563	575	-
GAS	DAEBOKGASHO	1,432	1996	-	-	-

Pakistan

<i>TYPE</i>	<i>NAME</i>	<i>DWT</i>	<i>BLT</i>	<i>LDT</i>	<i>PRICE \$/LDT</i>	<i>COMMENTS</i>
-	-	-	-	-	-	-

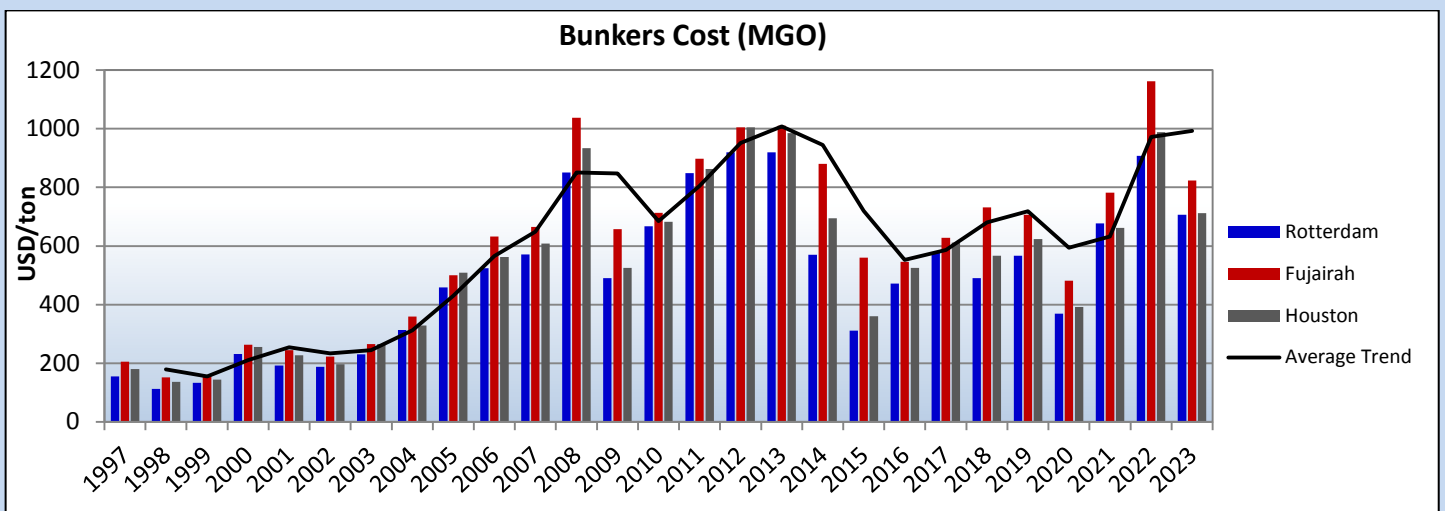
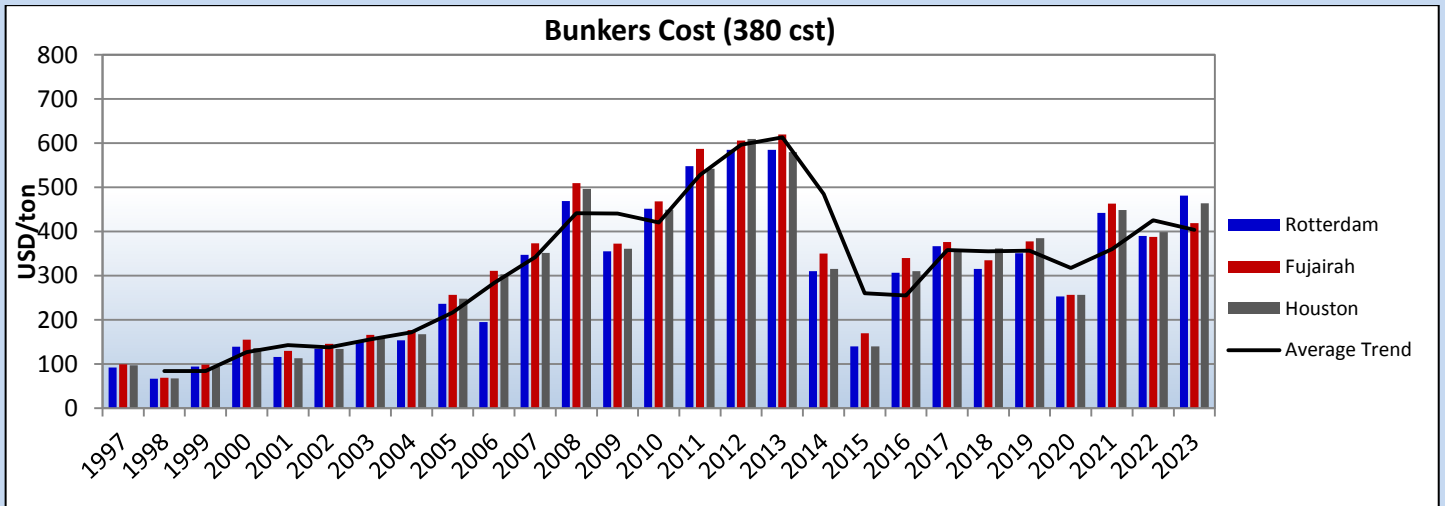
Turkey

<i>TYPE</i>	<i>NAME</i>	<i>DWT</i>	<i>BLT</i>	<i>LDT</i>	<i>PRICE \$/LDT</i>	<i>COMMENTS</i>
-	-	-	-	-	-	-

Other

<i>TYPE</i>	<i>NAME</i>	<i>DWT</i>	<i>BLT</i>	<i>LDT</i>	<i>PRICE \$/LDT</i>	<i>COMMENTS</i>
BULK	WELLWIN	42,529	1995	9,016	575	-
BULK	CHANG MING 2	73,763	1997	9,483	535	-
TANK	EDRICKO 3	1,390	1994	-	-	-
BULK	ZE RUI 1	45,279	1999	7,902	530	-
GAS	SEAPEAK POLAR	48,817	1993	-	637	-

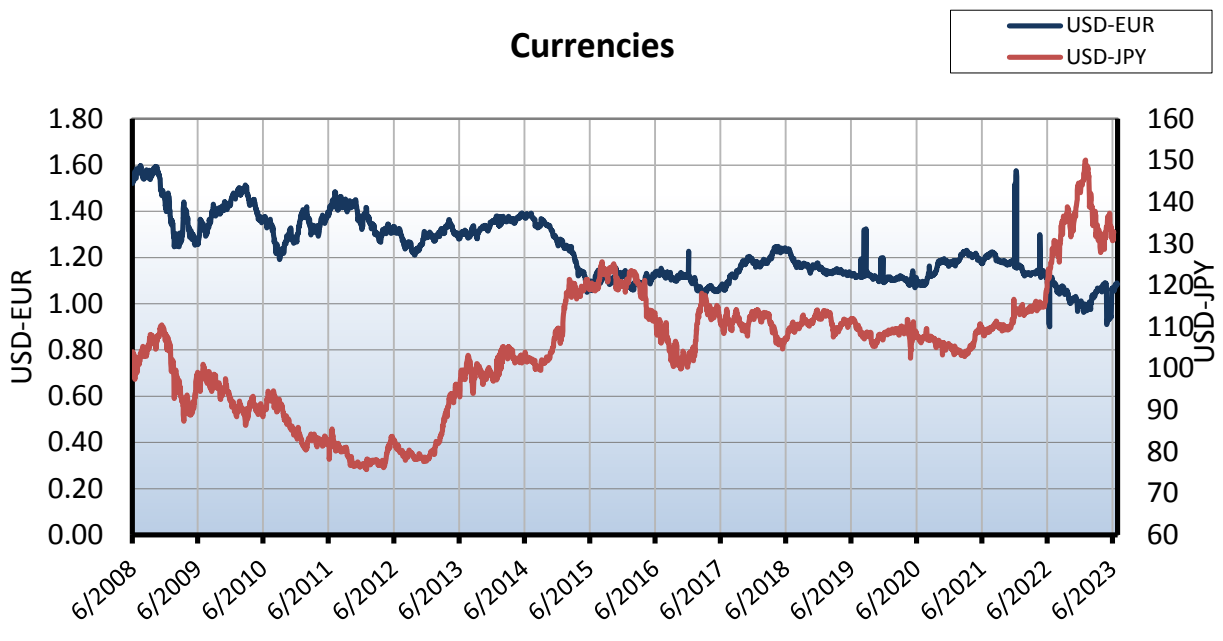
HISTORICAL BUNKER PRICES



	HISTORICAL BUNKER PRICES					
	Rotterdam		Fujairah		Houston	
	380 cst	MGO	380 cst	MGO	380 cst	MGO
2003	151	230.4	166.3	265.2	160.2	265.1
2004	154	313.4	176.7	359.3	167.3	328.7
2005	236	458.4	256.6	500.1	248.3	508.5
2006	195	524.1	310.9	631.8	303	562.3
2007	347	571.3	373.7	664.7	351.8	608.6
2008	469	850.7	509.4	1037.7	496.8	933.2
2009	355	490.6	372.8	657	360.7	525
2010	452	667.1	468.2	712.9	449.3	683
2011	548	848.6	587.5	897.5	542.1	862.4
2012	585	920	606	1005	610	1005
2013	585	920	620	1010	580	985
2014	310	570	350	880	315	695
2015	140	311	170	560	140	360
2016	307	472	340	546	310	525
2017	367	579	376	627.5	356	612
2018	315	490	335	732	362	567
2019	290.4	607.2	290.3	760.3	342	647.8
2020	302	426	312	474	296	461.75
2021	442.5	677	463	782	449	661.5
30-06-23	481	706.7	419.5	823.2	464.2	712

MARKET INDICATORS

Currencies



Brent Oil



	GBP	CAD	EUR	JPY	CHF	USD	AUD
GBP	1	0.5974	0.8590	0.0055	0.8791	0.7921	0.5244
CAD	1.6739	1	1.4379	0.0092	1.4716	1.3259	0.8779
EUR	1.1641	0.6954	1	0.0064	1.0234	0.9221	0.6105
JPY	182.6206	109.0957	156.8729	1	160.5438	144.6500	95.7728
CHF	1.1375	0.6795	0.9771	0.0062	1	0.9010	0.5966
USD	1.2625	0.7543	1.0844	0.0069	1.1095	1	0.6622
AUD	1.9067	1.1390	1.6376	0.0104	1.6755	1.5101	1

* 30/06/2023 values

STOCK WATCH

NAME	TICKET	THIS MONTH*	LAST MONTH	CHANGE %	52w HIGH	52w LOW
Capital Product Partners	CPLP	13.72	13.29	3.24%	16.06	11.93
Diana Shipping Inc.	DSX	3.69	3.74	-1.34%	6.34	3.36
Dynagas LNG Partners LP	DLNG	2.51	2.38	5.46%	4.26	2.08
Eagle Bulk Shipping Inc.	EGLE	48.04	40.33	19.12%	67.09	39.16
Euroseas Ltd.	ESEA	21.69	20.12	7.80%	30.00	16.88
Costamare Inc.	CMRE	9.67	7.80	23.97%	12.38	7.71
Navios Maritime Holdings	NM	1.64	1.59	3.14%	2.97	1.53
GasLog Ltd.	GLOG	24.41	24.21	0.83%	25.75	21.42
Safe Bulkers Inc.	SB	3.26	3.18	2.52%	4.04	2.35
Star Bulk Carriers Corp.	SBLK	17.70	17.20	2.91%	27.82	16.85
Stealthgas Inc.	GASS	4.26	3.10	37.42%	4.35	2.37
TEN Inc.	TNP	17.82	17.62	1.14%	24.78	8.40
TOP Ships Inc.	TOPS	0.5717	0.7264	-21.30%	11.60	0.56
Danaos Corporation	DAC	66.79	60.02	11.28%	79.04	51.10

~~~~~

Disclaimer: Information and data that appear in this report have been obtained from various sources which are believed to be correct and reliable. However, Athenian Shipbrokers S.A. does not guarantee their accuracy or completeness and therefore cannot be held liable for any loss incurred as a result of reliance in any way whatsoever on the information contained herein.

**Kind Regards,**



**ATHENIAN SHIPBROKERS S.A.**