



ATHENIAN SHIPBROKERS S.A.

107-109, Vas. Pavlou Str., GR 166 73, Voula, Athens, Greece

Tel: +30 210 9659700 - Fax: +30 210 8996040

Email S & P : athenian@atheniansa.gr

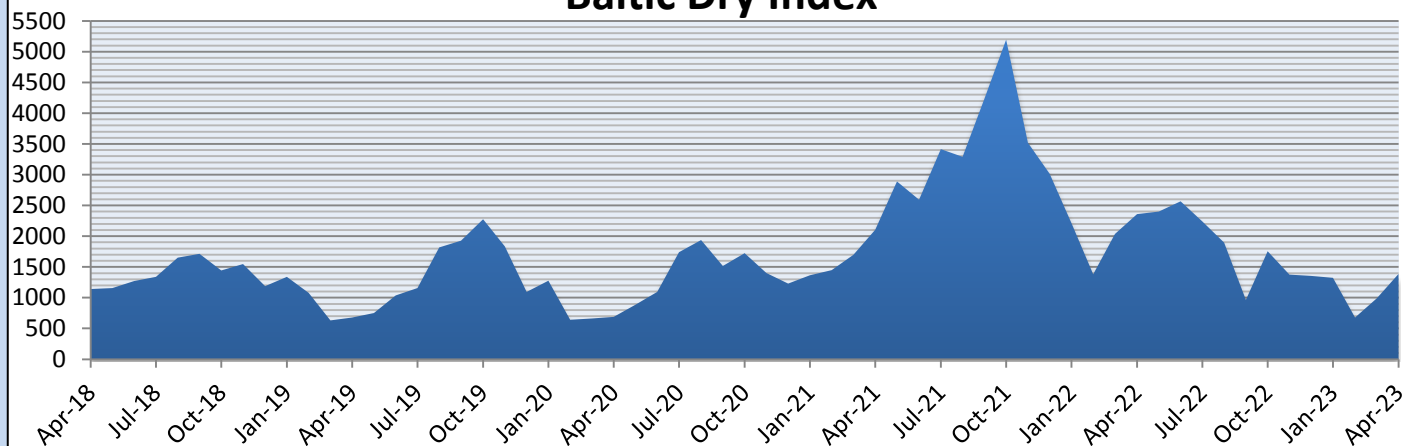
Email Chartering : chartering@atheniansa.gr

www.atheniansa.gr

APR 2023

MONTHLY REPORT

Baltic Dry Index



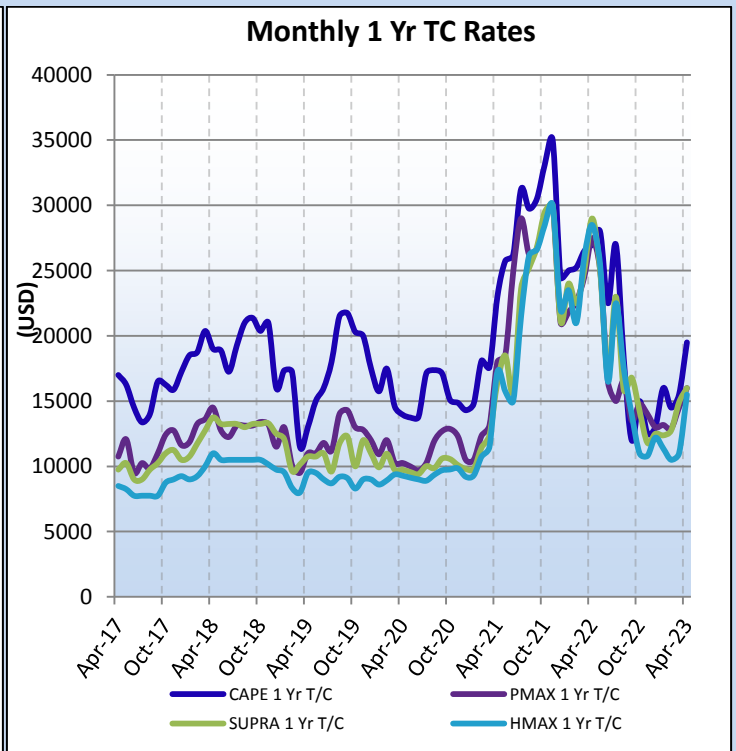
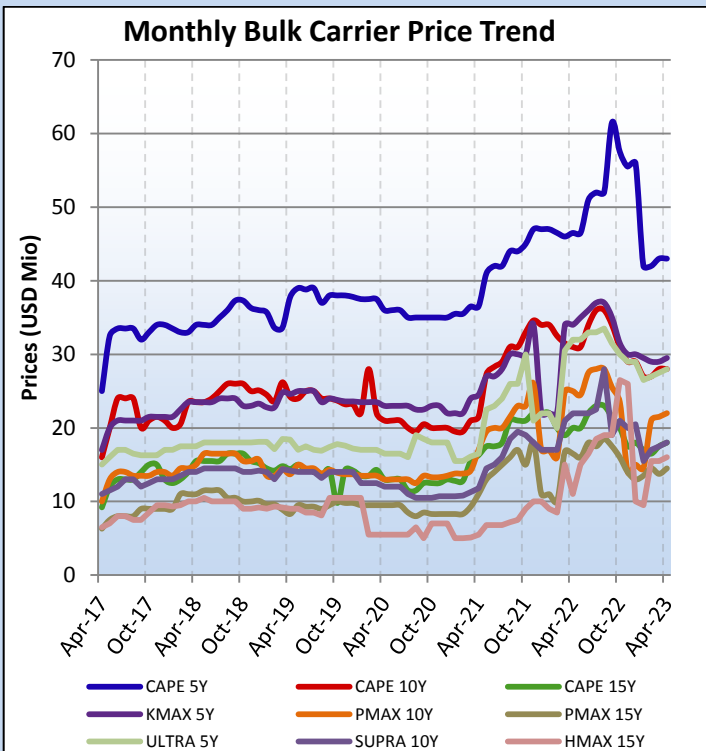
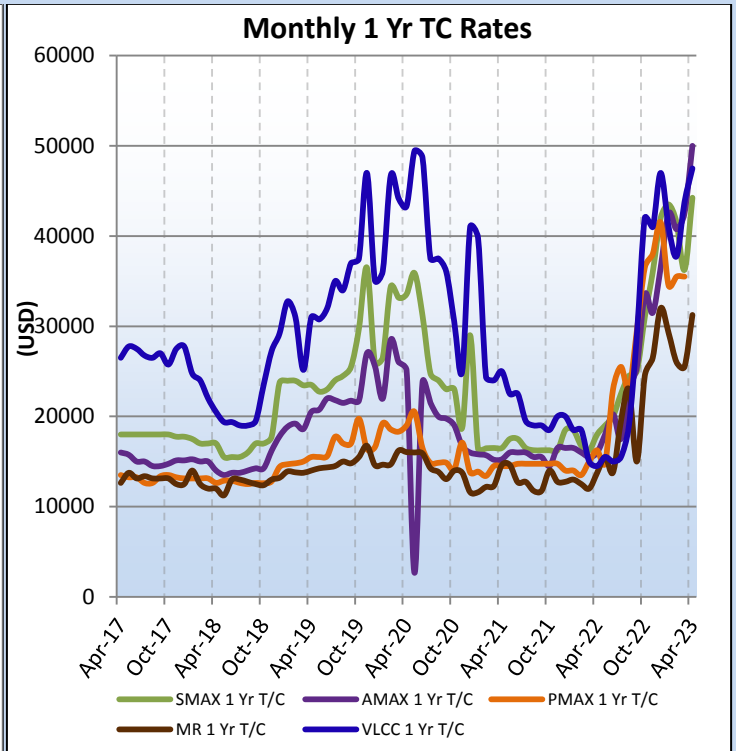
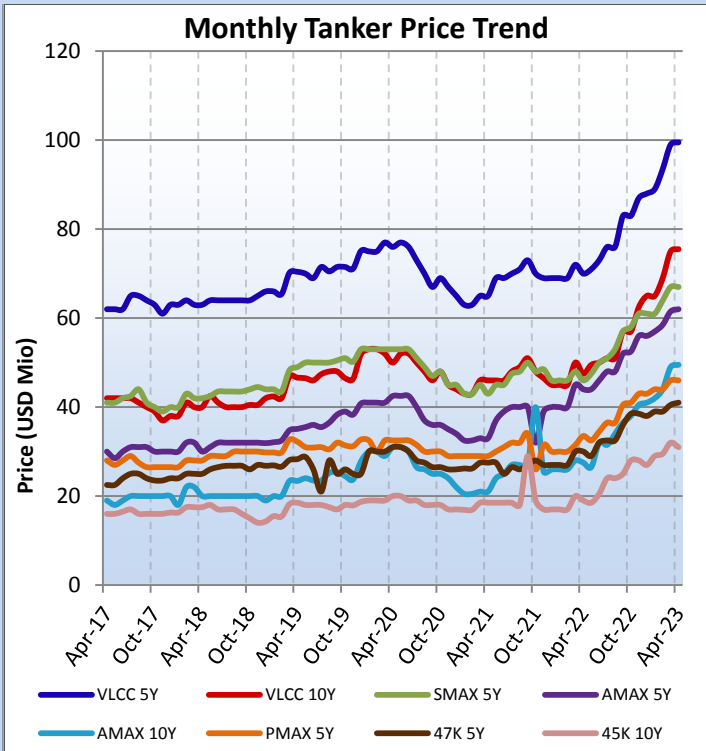
PRICES TANKERS (\$ MIO)

* Prices reflect Year's End	2017	2018	2019	2020	2021	2022	APR-23
VLCC 5Y	64	63	75	63	69	93.5	99.5
VLCC 10Y	41	40	53	43	45	69	75.5
SUEZMAX 5Y	43	42	53	42	46	64	68
AFRAMAX 5Y	32	32	41	42.5	40	58.5	62
AFRAMAX 10Y	22	22	30	28.3	26	44	49
PANAMAX 5Y	28	28	30	29.5	30	44	49
51K 5Y	25	27.5	30	26.5	27	39	41.5
47K 10Y	17.5	16.5	19	17.5	17	29.5	23.5

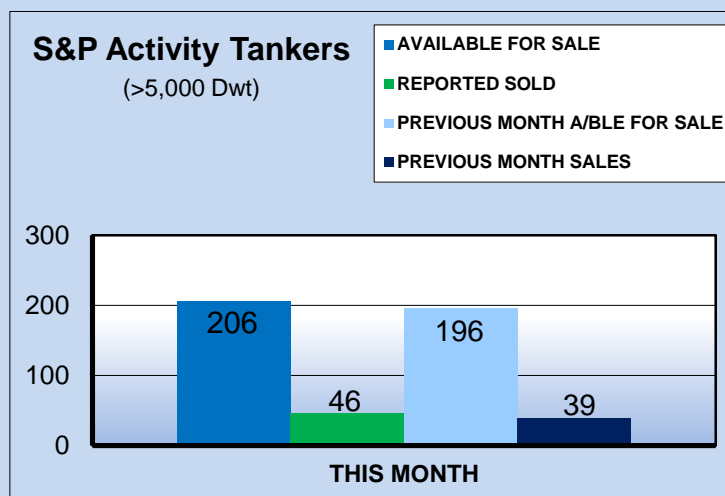
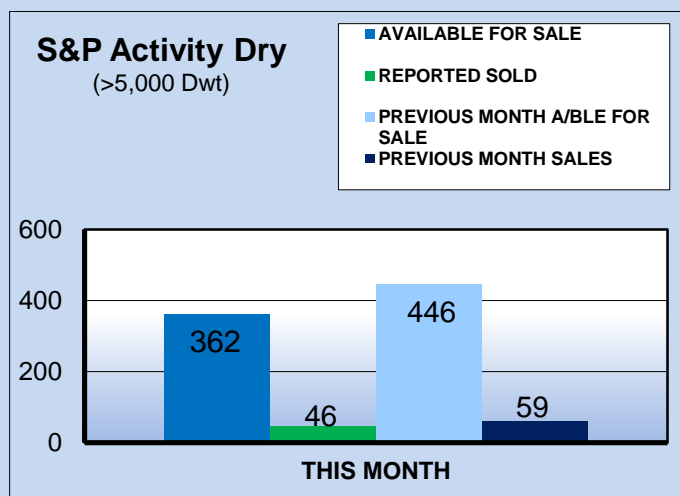
PRICES BULKERS (\$ MIO)

* Prices reflect Year's End	2017	2018	2019	2020	2021	2022	APR-23
CAPE SIZE 5Y	33	33	37.5	35.3	46.5	42	54
CAPE SIZE 10Y	20.5	23.5	22	19	32.5	27	32
CAPE SIZE 15Y	13	14	13.5	12	20	16.5	20
KAMSARMAX 5Y	22.5	23.5	23.5	21.8	32	29	33
KAMSARMAX 10Y	14.5	14.5	13.5	13.5	22	21	24
PANAMAX 15Y	11	9	9.5	8.8	16	14.5	16
PANAMAX 20Y	6.5	6.5	6	5.7	10	9.5	11
ULTRAMAX 5Y	17.5	18	17	17.3	29	27	31.5
SUPRAMAX 10Y	13.5	14	12.5	10.5	20	17	21
HANDY 37K 5Y	14.3	15	16.7	14.5	24	22	26
HANDY 37K 10Y	10.5	11.8	9.2	8.7	17	15.5	18.5

SECOND HAND SALES & CHARTER FIXTURE TRENDS

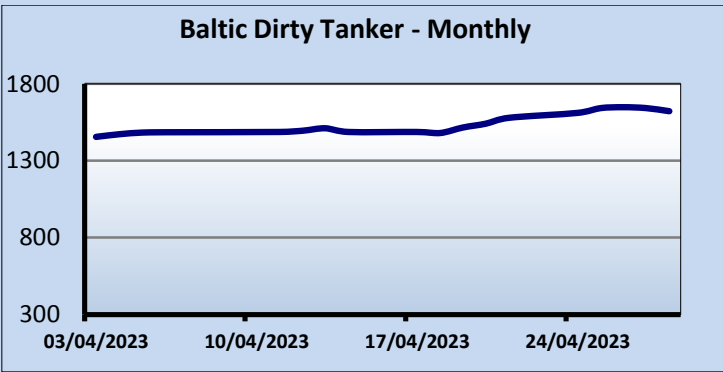
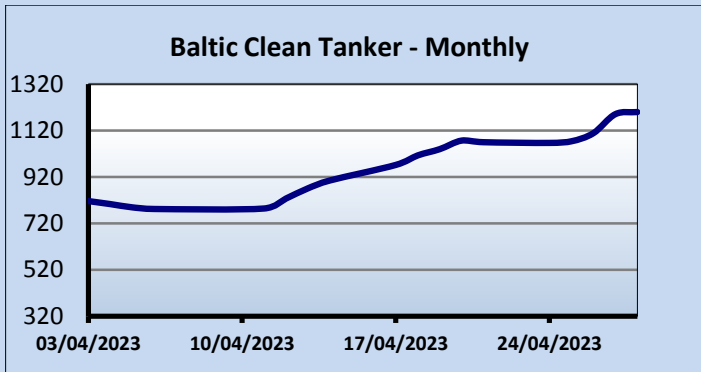
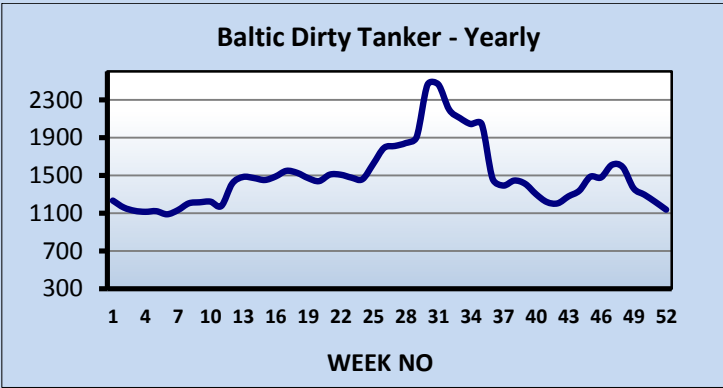
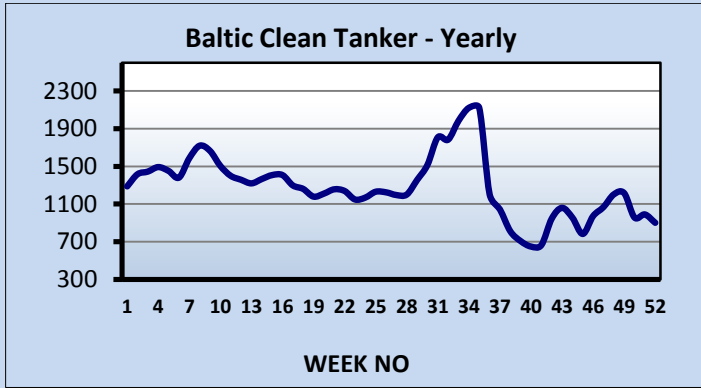


SECOND HAND TONNAGE MARKET



* *Excluding demolition sales*

Ship Type	Sale and Purchase Market							Total
	Nov-22	Dec-22	Jan-23	Feb-23	Mar-23	Apr-23		
BULK	36	29	33	34	59	46	237	
TANK	30	41	36	39	46	35	227	
GAS	7	4	10	8	4	3	36	
CONT	2	3	9	13	10	12	49	
TWEEN/MPP	0	0	0	0	0	2	2	
REEF	2	0	0	0	0	1	3	
RORO	3	2	0	0	2	4	11	
FERRY	0	0	0	0	0	0	0	
CRUISE	0	0	0	0	1	0	1	
Total	80	79	88	94	122	103	566	



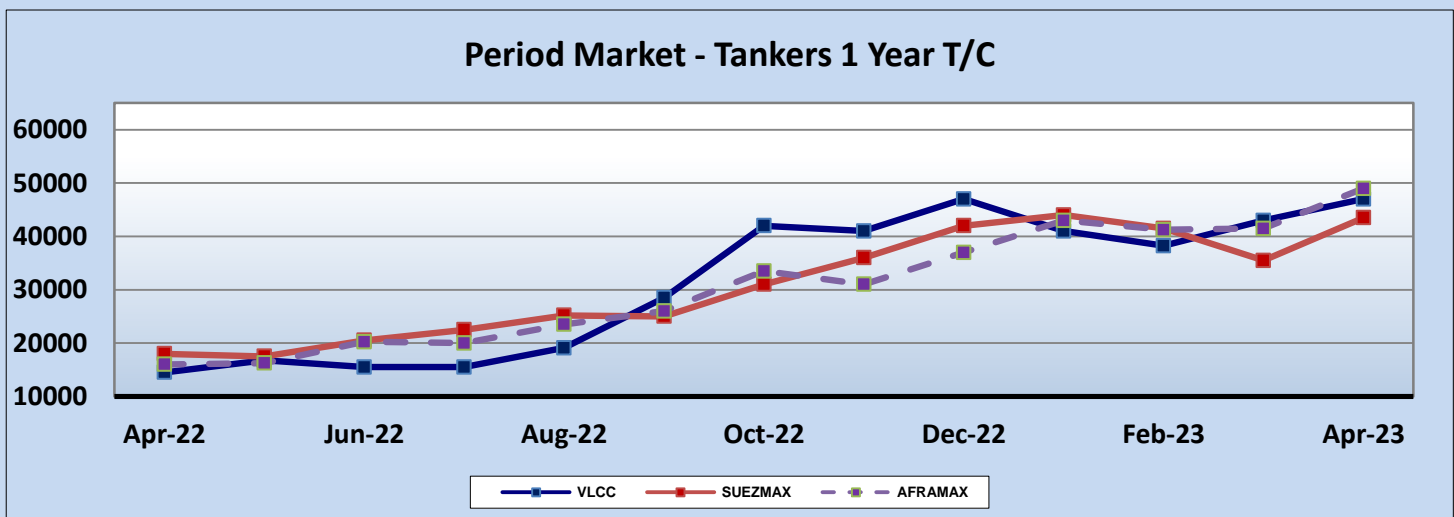
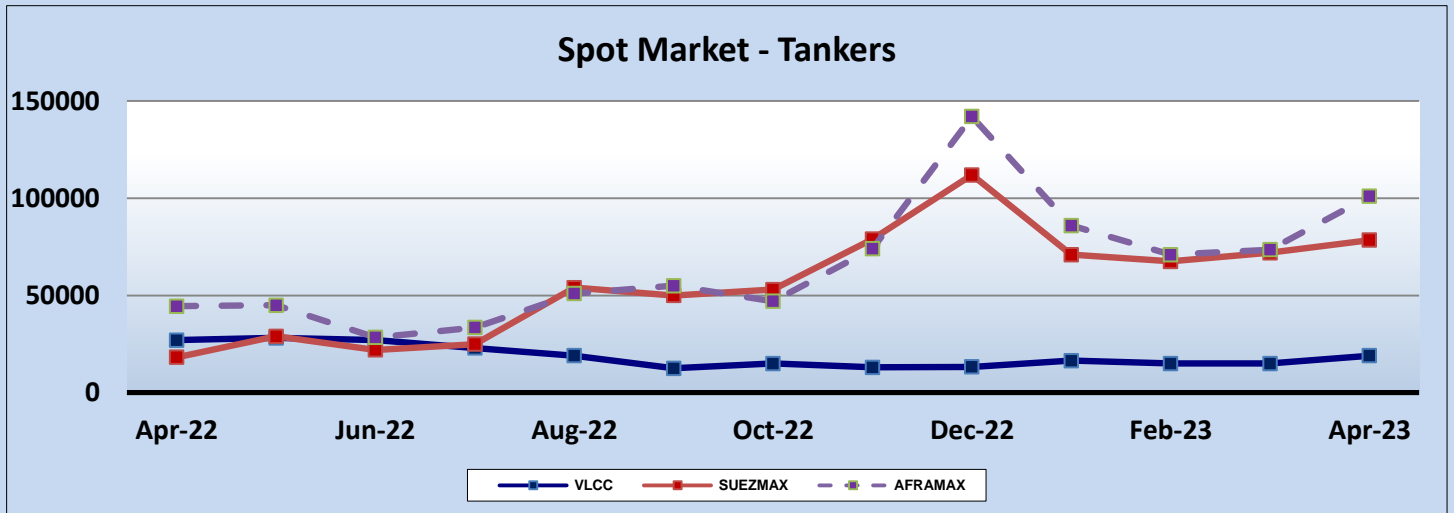
TANKER SALES

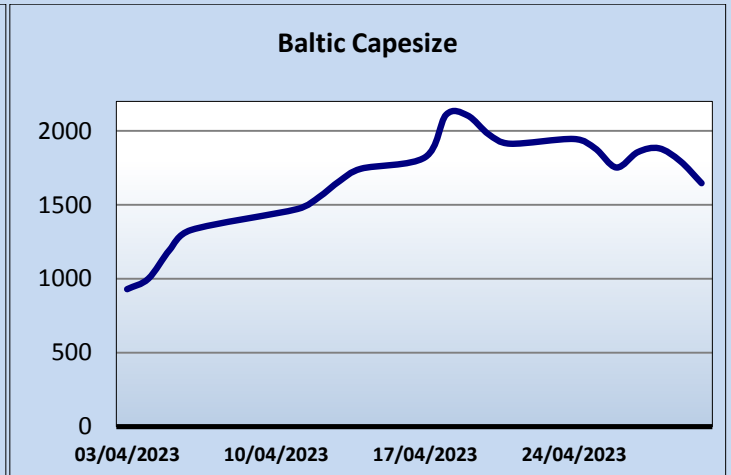
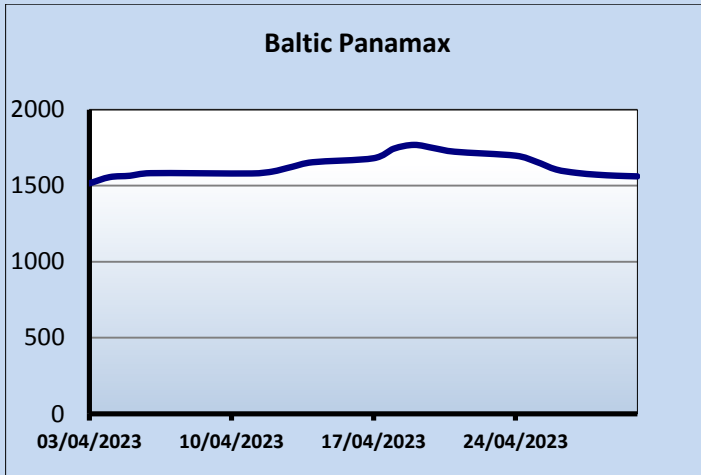
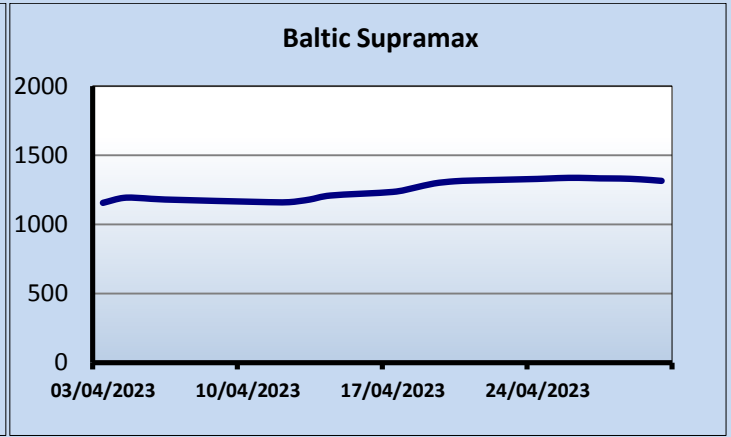
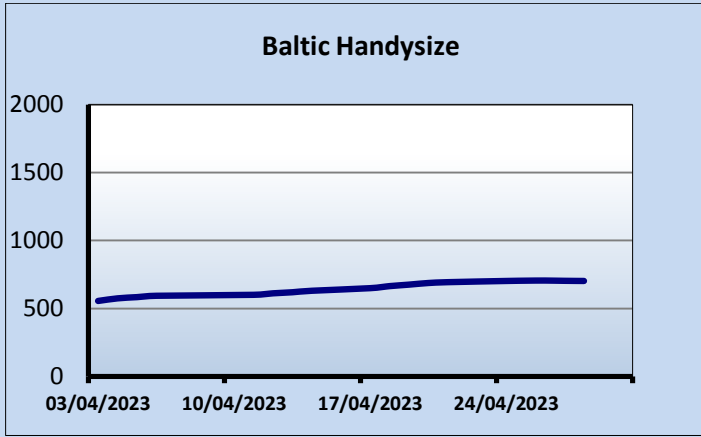
NAME	DWT	BLT		PRICE \$ (MIO)	BUYER
SANMAR SONGBIRD	47,094	2003	JAPAN	15.4	UNDISCLOSED
COSBRIGHT LAKE	299,079	2003	CHINA	39.5	FAR EASTERN
ROSY	20,610	2008	CHINA	12.75	UNDISCLOSED
GRACE LUCRUM	51,371	2006	KOREA	22.8	UNDISCLOSED
JO KARI	47,128	2007	KOREA	22	TURKISH
RIDGEBURY JOHN B	45,975	2007	JAPAN	23.5	UNDISCLOSED
NECTAR SEA	105,370	2008	JAPAN	37	UNDISCLOSED
ELANDRA BLU	50,696	2008	KOREA	48	ENBLOC BSS
ELANDRA CORALLO	50,607	2008	KOREA		VIKEN SHIPPING AS
CELSIUS RAVENNA	47,366	2010	JAPAN	26	UNDISCLOSED
NORVIKEN	37,874	2010	KOREA	24	UNDISCLOSED
DI MATTEO	46,592	2009	JAPAN	24	UNDISCLOSED
CELSIUS RANDERS	46,046	2010	KOREA	27	UAE
NORDIC GENEVA	73,766	2009	CHINA	23.5	UNDISCLOSED
RIDGEBURY LESSLEY B	158,319	2013	KOREA	101.5	ENBLOC BSS
RIDGEBURY ELIZABETH B	158,574	2011	KOREA		NAVIG8
SFL WESER	17,777	2008	CHINA	19.5	UNDISCLOSED
DORIC PIONEER	51,565	2013	KOREA	34	UNDISCLOSED
NAUTICAL DEBORAH	75,343	2018	CHINA	150	ENBLOC BSS
NAUTICAL JANINE	75,111	2019	CHINA		
NAUTICAL SARAH	75,144	2019	CHINA		ADVANTAGE TANKERS
PTI DANUBE	49,999	2017	KOREA	41	TRAFIGURA BEHEER BV
WISBY ATLANTIC	49,614	2017	CHINA	86.5	ENBLOC BSS
WISBY PACIFIC	49,686	2017	CHINA		UNDISCLOSED
SW JULIA I	40,246	2003	KOREA	15.2	UNDISCLOSED
BAHRI IRIS	49,000	2005	KOREA	17	UAE

PRINCESS MARY	306,206	2004	JAPAN	51	CHINESE
ODORI	45,897	2005	JAPAN	20	UNDISCLOSED
HAFNIA RHINE	76,578	2008	CHINA	26.5	UNDISCLOSED
MARIDA PATANI	16,611	2009	CHINA	12.6	EUROPEAN
PIKE	73,723	2008	CHINA	22.5	UNDISCLOSED
KIRIBORA	50,044	2013	KOREA	33.5	UNION MARITIME
TIGER RELIANCE	12,259	2018	JAPAN	55	ENBLOC BSS
TIGER PERSEVERANVE	12,267	2019	JAPAN		CHINESE
BW ATHENA	8,834	1994	NORWAY	-	UNDISCLOSED
ARMADA CLAIRE	102,123	1993	KOREA	20	UNDISCLOSED
EAGLE BRENDA	164,626	2001	KOREA	26	UNDISCLOSED
BAHRI JASMINE	49,000	2005	KOREA	29.8	TURKISH
BRO AGNES	16,791	2008	TURKEY	14.8	UNDISCLOSED
RIDGEBURY JOHN ZIPSER	164,772	2009	KOREA	45	UNDISCLOSED

GAS SALES

NAME	DWT	BLT		CBM	PRICE \$ (MIO)	BUYER
GAS BERYL	53,010	2010	JAPAN	78,595	59	FORESIGHT GROUP
GAZ LIBERTY	49,996	1997	JAPAN	77,936	-	UNDISCLOSED
NAVIGATOR ORION	23,495	2000	CHINA	21,650	20.2	CL OF CHEMIKALIEN S.

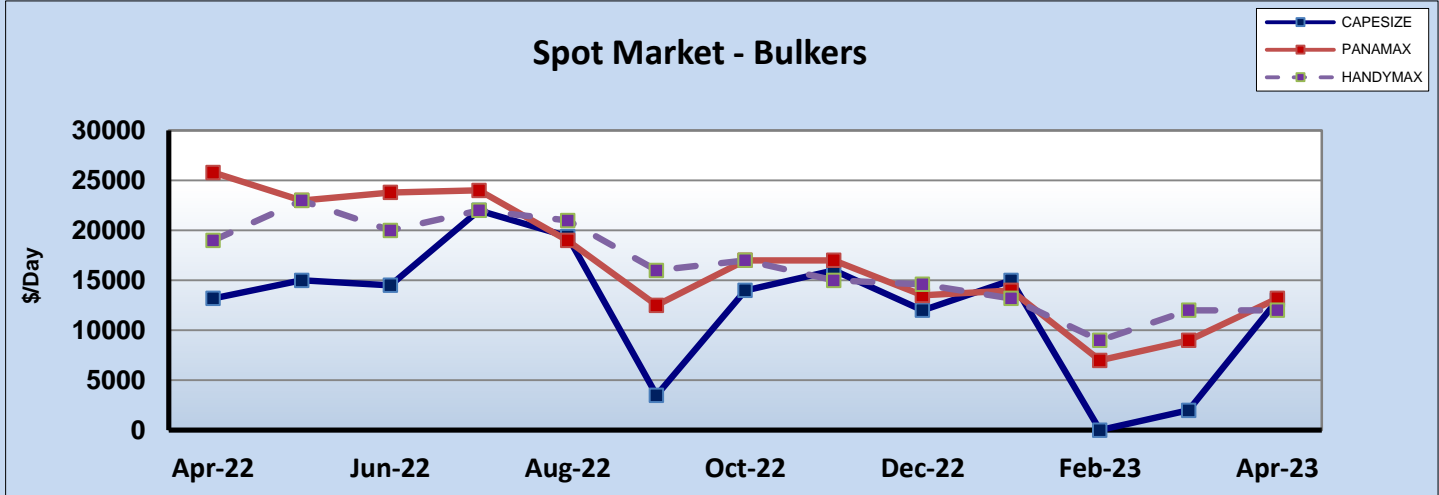


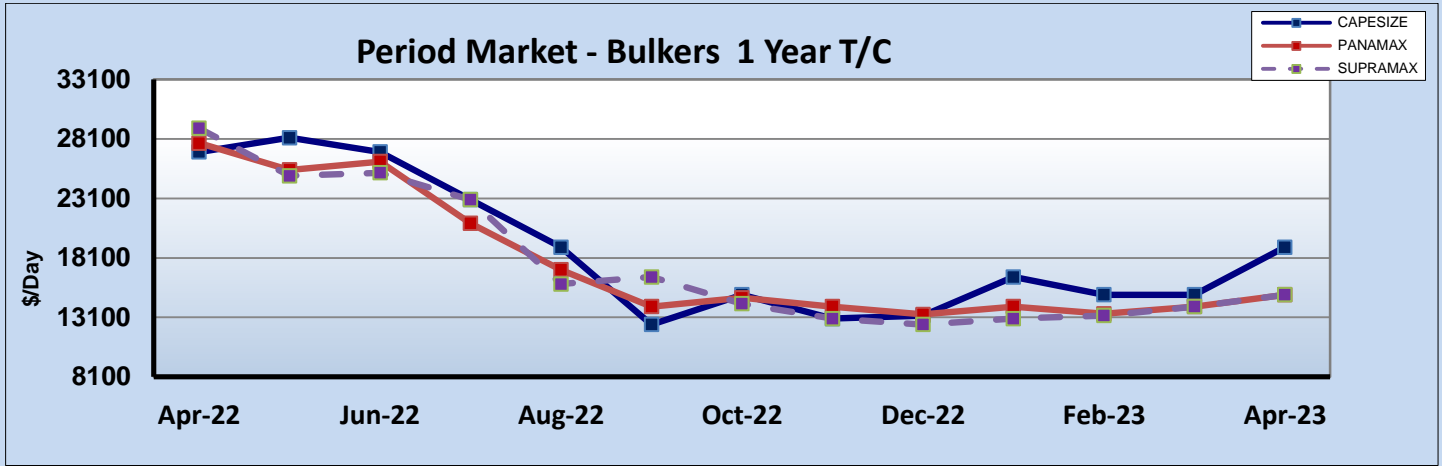


BULKER SALES

NAME	DWT	BLT		GEAR	PRICE \$ (MIO)	BUYER
MP ATLANTIC	22,035	1994	JAPAN	4x30	3.5	UNDISCLOSED
STAR BOREALIS	179,678	2011	PHILLIPINES	-	65	ENBLOC BSS
STAR POLARIS	179,546	2011	PHILLIPINES	-		NORDEN
EN OCEAN	27,865	1997	JAPAN	4x30.5	4.5	UNDISCLOSED
MONTAUK EAGLE	57,970	2011	CHINA	4x35	48	ENBLOC BSS
NEWPORT EAGLE	57,970	2011	CHINA	4x35		
SANKATY EAGLE	57,970	2011	CHINA	4x35		UNDISCLOSED
GLOVIS MAINE	56,686	2013	CHINA	4x35	15.8	UNDISCLOSED
SOLDBOY	56,830	2011	CHINA	4x36	14.95	UNDISCLOSED
BASIC PRINCESS	38,037	2012	JAPAN	4x30.5	-	TURKISH
JIA TAI HE	35,045	2012	CHINA	4x30	12.7	TURKISH
ALL STAR ATLAS	63,250	2014	CHINA	4x35	24.5	UNDISCLOSED
TR INFINITY	77,113	2015	JAPAN	-	25.5	NEWPORT SA
MP THE HARRISON	208,283	2021	CHINA	-	126	ENBLOC BSS
MP THE VINATIERI	208,213	2021	CHINA	-		TMS DRY
GLOBAL ROYAL	61,211	2022	CHINA	4x30.5	34.25	GREEK
GREAT WISDOM	45,659	2000	PHILLIPINES	4x30	7	CL. OF LILIANG SHIPPING
LUCK FORTUNE	76,662	2002	JAPAN	-	9.8	UNDISCLOSED
BLACK FOREST	32,751	2003	JAPAN	4x30.5	8.9	CHINESE
MARAN PIONEER	171,681	2004	KOREA	-	17	UNDISCLOSED
BULK JAPAN	82,951	2006	JAPAN	-	15.3	GREEK

MAGIC MOON	76,602	2005	JAPAN	-	13.95	KC MARITIME
SPARTA	10,315	2006	CHINA	-	-	ENBLOC BSS
SALVINIA	10,407	2007	CHINA	-	-	UNDISCLOSED
ROSLYN	57,012	2009	CHINA	4x30	14	UNDISCLOSED
CLIPPER PALMA	34,399	2010	KOREA	4x35	13.35	TURKISH
HAUT BRION	57,075	2011	CHINA	4x30	14	UNDISCLOSED
KALIXENOS	35,925	2010	CHINA	4x35	10.9	UNDISCLOSED
ASALI	57,255	2010	KOREA	4x30	17	UNDISCLOSED
ASIAN TRIUMPH	56,536	2012	CHINA	4x30	15.5	UNDISCLOSED
SUPER ODEGAARD	55,628	2011	JAPAN	4x30	18.5	BRAVE MARITIME CORP.
UNIVERSAL BANGKOK	56,729	2012	CHINA	4x30	-	UNDISCLOSED
AMIS LEADER	58,107	2010	CHINA	4x30	18	UNDISCLOSED
STELLA ADA	180,223	2011	CHINA	-	25.5	GREEK
ELDORIS	36,045	2011	KOREA	4x30	16.4	UNDISCLOSED
CHRIS	56,838	2010	CHINA	4x30	13.4	UNDISCLOSED
ROSEBANK	177,029	2010	CHINA	-	23	UNDISCLOSED
WORLDERA 3	50,296	2000	JAPAN	4x30	8	UNDISCLOSED
LADY LAURA	31,945	2008	JAPAN	4x30	11.8	UNDISCLOSED
CORAL BREEZE	55,582	2009	JAPAN	4x30	16.8	INDONESIAN
NAVIOS ALDEBARAN	76,529	2008	JAPAN	-	15	UNDISCLOSED
NORD SETOUCHI	28,204	2010	JAPAN	4x30.5	11.25	INDONESIAN
YING HAO 03	76,037	2012	CHINA	-	18	UNDISCLOSED
VALIANT SPRING	81,920	2015	CHINA	-	28.3	GREEK
CHS SPLENDOR	170,000	2006	JAPAN	-	16.3	LILA GLOBAL
PALMA BULKER	75,843	2009	JAPAN	-	18	GREEK
SANIA	57,011	2010	CHINA	4x30	14	UNDISCLOSED
KITAKAMI	55,668	2009	JAPAN	4x30	15.5	NORWEGIAN
PAN BEGONIA	57,307	2009	CHINA	4x30	14.1	INDONESIAN
OREN	56,877	2010	CHINA	4x30	13.2	CHINESE
J-HARMONY	28,398	2009	JAPAN	4x30.5	10.5	VIETNAMESE
STELLA CHERISE	177,832	2010	CHINA	-	24	UNDISCLOSED
VOGE JULIE	35,853	2011	CHINA	4x30	13.3	UNDISCLOSED
DI IVY	81,805	2012	CHINA	-	17	GREEK
SEACON QINGDAO	57,450	2013	CHINA	4x30	15.67	AVIC LEASING
CL EBISU	61,330	2014	JAPAN	4x30.7	26.65	PHOENIX BULK CARRIERS





CONTAINER SALES

NAME	DWT	BLT		GEAR	TEU	PRICE \$ (MIO)	BUYER
CALAIS TRADER	33,715	2001	GERMANY	3x45	2,526	8.15	CHINESE
POHORJE	52,683	2006	CHINA	-	4,043	21	MSC
PELLEAS	120,854	2008	KOREA	-	9,661	52.3	CMA CGM
SPIRIT OF LISBON	50,249	2010	CHINA	-	4,249	24	CMA CGM
LOUISA SCHULTE	23,252	2008	CHINA	2x45	1,740	11.5	UNDISCLOSED
MAERSK ELGIN	80,163	2013	KOREA	-	6,881	60	CMA CGM
TS LAEMCHABANG	23,476	2016	CHINA	1x45	1,756	-	ENBLOC BSS
TS HAIPHONG	23,512	2016	CHINA	1x45	1,756	-	UAE
LISBON	67,979	2003	KOREA	-	6,078	22.5	MSC
EVER UBERTY	63,216	1999	JAPAN	-	5,652	-	ENBLOC BSS
EVER UNIFIC	63,216	1999	JAPAN	-	5,652	-	CL OF MSC
UASC ZAMZAM	112,171	2014	KOREA	-	9,034	71	UNDISCLOSED

Ro-Pax / Fast Ferries SALES

NAME	GT	BLT		Pax	PRICE \$ (MIO)	BUYER
-	-	-	-	-	-	-

CRUISE SALES

NAME	GT	BLT		Pax	PRICE \$ (MIO)	BUYER
-	-	-	-	-	-	-

Ro-Ro SALES

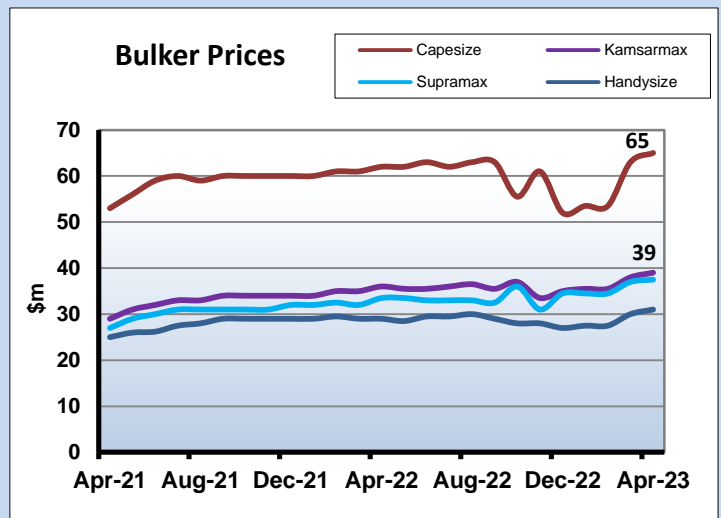
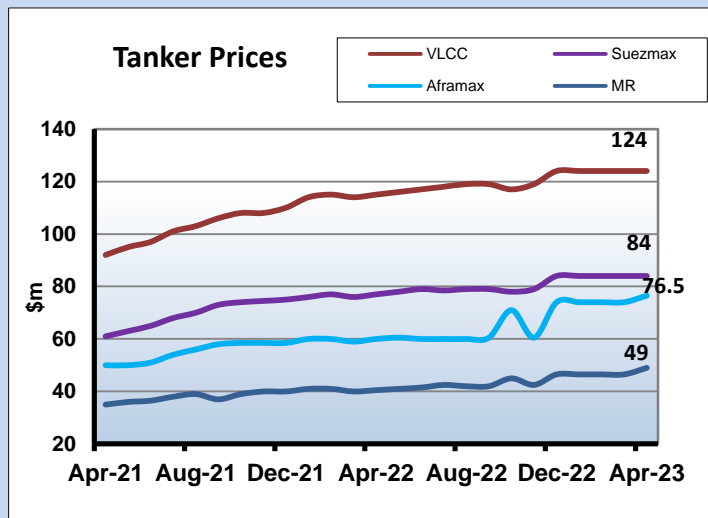
NAME	GT	BLT		Pax	PRICE \$ (MIO)	BUYER
CLEMENTINE	23,986	1997	JAPAN	12	13.4	CL OF ATTICA GROUP
GOTLANDIA LI	6,554	2006	ITALY	780	-	CL OF GOLDEN STAR FER

DUBROVNIK	9,795	1979	IRELAND	1,302	-	CL OF A-SHIPS MNGMT
SEA ANATOLIA	22,986	1991	GERMANY	362	-	UNDISCLOSED
ALCANTARA DOS	4,859	1995	AUSTRALIA	600	-	UNDISCLOSED
TENNOR OCEAN	10,320	2022	GERMANY	-	67.16	SAFEEN

OFFSHORE SALES

NAME	GT	BLT		BOLL. PULL	PRICE \$ (MIO)	BUYER
PEARL ARK 2	3,665	2009	CHINA	-	-	BRAZILIAN
CF AURORA	2,871	2009	PORTUGAL	-	-	CL OF OCEANICA OFFSH.
COASTAL SUPREME	4,941	2018	CHINA	-	65.2	ENBLOC BSS
COASTAL SUPREME 2	4,941	2020	CHINA	-	-	UNDISCLOSED
SHARK 40	1,197	2009	CHINA	60	-	ENBLOC BSS
SHARK 56	1,161	2011	CHINA	60	-	CL OF ATLAS MARINE S.
AUS TRIUMPH	1,561	2014	CHIINA	-	-	CL OF ASTRO OFFSHORE

NEW BUILDING MARKET AND REPORTED CONTRACTS

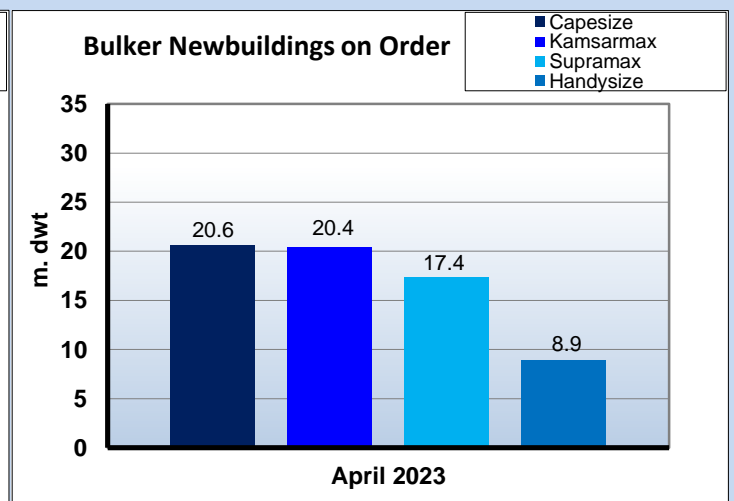
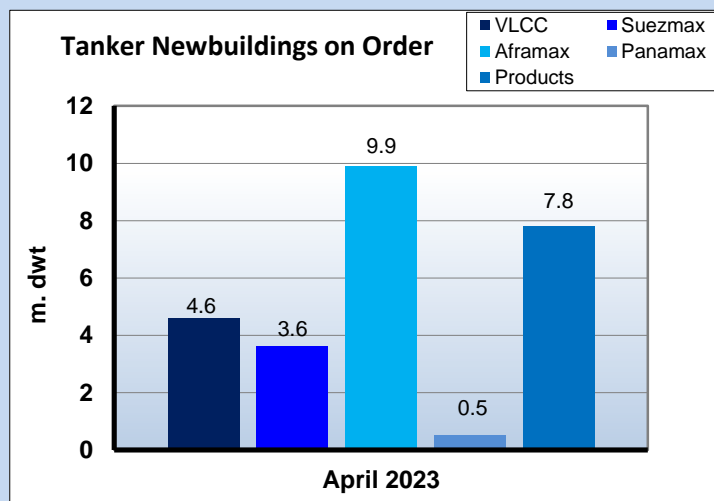
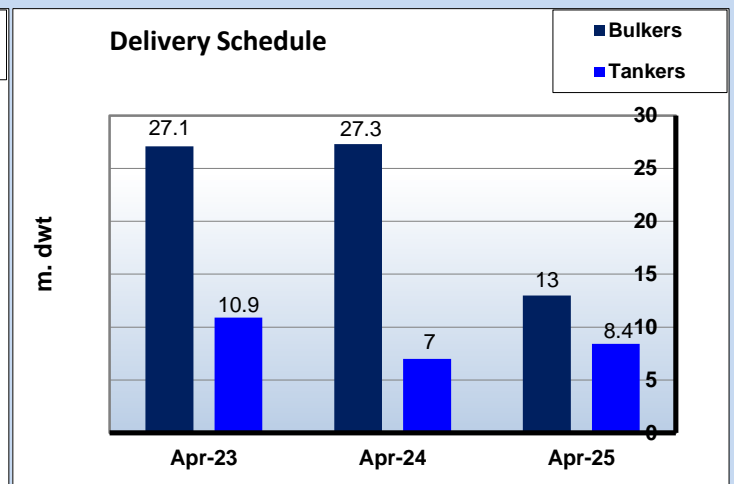
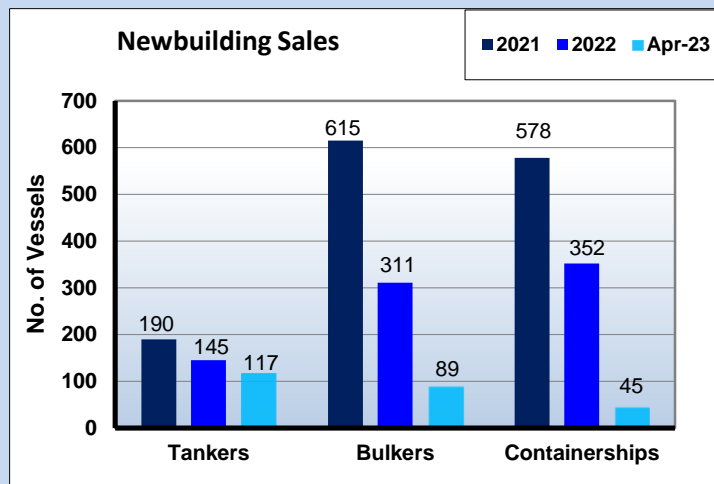


Dry Bulk Orderbook

Ship Type	m.Dwt 2023	2024	2025+	Total No. Ships
Capesize	8.4	7.2	5.0	104
Kamsarmax	9.3	7.7	3.5	250
Supra/Hmax	6.0	8.7	2.7	277
Handies	3.5	3.6	1.8	268
Total	27.1	27.3	13.0	899

Tanker Orderbook				
Ship Type	m.Dwt 2023	2024	2025+	Total No. Ships
ULCC/VLCC	4.0	0.0	0.6	15
Suezmax	0.8	1.3	1.6	23
Aframax	3.6	3.1	3.1	86
Panamax	0.1	0.0	0.3	6
MR + Small	2.4	2.6	2.7	209
Total	10.9	7.0	8.4	339

LPG Orderbook				
Ship Type	,000cb 2023	2024	2025+	Total No. Ships
VLGC	3,061	1,448	2,913	82
LGC	0	45	180	5
MR	587	276	36	24
Handy	87	70	15	28
Small	10	5	0	6
Total m.Dwt	3,745	1,845	3,144	145



DWT in Thousands	Newbuilding Historical Prices (\$m)													
	Apr-23	2022	2021	2020	2019	2018	2017	2016	2010	2005	2000	1995	1990	1985
Tankers														
320 DWT ¹	124	124	110	85.5	95.6	92.4	81.5	84.5	104.8	120	76.5	85.3	87.4	38.2
170 DWT ¹	84	84	75	57	71.7	60.6	55	54.5	66.3	71.5	52.5	54	66.1	28.2
115 DWT ¹	76.5	74	58.5	46.5	55.1	48.1	44	44.5	56	58	41.5	43.3	53.2	18.1
50 DWT ¹	49	46.5	40	34	38.8	36.7	33.8	32.5	36.1	43	29.5	33.2	32.1	13.3
Bulkers														
185 DWT ¹	65	51.5	46.5	51.8	50.4	44	42	46	57.2	58.5	40.5	42.3	60.2	29.3
83 DWT ¹	39	35	26	30.6	28.1	25.5	24.5	25.7	34.3	36	22.5	27.9	30	13.4
64 DWT ¹	37.5	34	24	27.4	26.2	24	22.3	24.1	31.1	31	20.5	24.1	25.3	12.4
35 DWT ¹	31	27	23	22.6	23.9	22	19.5	20.3	26.3	25.5	15	19.2	21.3	9.7
¹ Before 2001 sizes to read 280,000 - 140,000 - 95,000 - 40,000 respectively for tankers and 150,000 - 69,000 for Bulkers ² Single Hull ³ 30,000 DWT +Prior 2017 to read 73 - 76k dwt, 45k dwt & 30k dwt (note: above is for vessels built Japan / Korea, you should also consider US\$ / Yen / Won relation for the years mentioned)														

Newbuilding Orders

TYPE	DWT	BUILDER	DELIVERY	PRICE \$	OWNER	NOTES
ASP. & BIT.	17,000	CHENGXI SHIPYARD	2025	-	KUMIAI SENPAKU	-
BUNK. TANK.	2,900	NINGBO DONGHE SY	2025	-	UNKNOWN	-
BULK	63,000	NEW DAYANG SB	AUG 2025	-	EMARAT MARITIME	-
BULK	63,000	NEW DAYANG SB	JUL 2025	-	EMARAT MARITIME	-
BULK	63,000	NEW DAYANG SB	JUN 2025	-	EMARAT MARITIME	-
BULK	63,000	NEW DAYANG SB	MAY 2025	-	EMARAT MARITIME	-
CONTAINER	150,000	JIANGNAN SY GROUP	JUN 2026	-	CMA CGM	METHANOL
CONTAINER	150,000	JIANGNAN SY GROUP	APR 2026	-	CMA CGM	METHANOL
CONTAINER	150,000	JIANGNAN SY GROUP	FEB 2026	-	CMA CGM	METHANOL
CONTAINER	150,000	JIANGNAN SY GROUP	DEC 2025	-	CMA CGM	METHANOL
CONTAINER	150,000	JIANGNAN SY GROUP	OCT 2025	-	CMA CGM	METHANOL
CONTAINER	150,000	JIANGNAN SY GROUP	AUG 2025	-	CMA CGM	METHANOL
LNG	96,000	DAEWOO (DSME)	AUG 2027	257.53	UNKNOWN	LNG-
BULK	62,000	HUANGHAI SB	DEC 2024	-	SEACON SHIPPING	-
BULK	62,000	HUANGHAI SB	NOV 2024	-	SEACON SHIPPING	-
CHEM&OIL	50,000	HYUNDAI MIPO	APR 2026	-	UNKNOWN	-
CHEM&OIL	50,000	HYUNDAI MIPO	FEB 2026	-	UNKNOWN	-
CHEM&OIL	50,000	HYUNDAI MIPO	NOV 2025	-	UNKNOWN	-
CHEM&OIL	50,000	HYUNDAI MIPO	AUG 2025	-	UNKNOWN	-
TANKER	158,000	HYUNDAI SAMHO HI	MAY 2025	85.26	EVALEND SHIPPING	SCRUB. FIT.
TANKER	158,000	HYUNDAI SAMHO HI	MAY 2025	85.26	EVALEND SHIPPING	SCRUB. FIT.

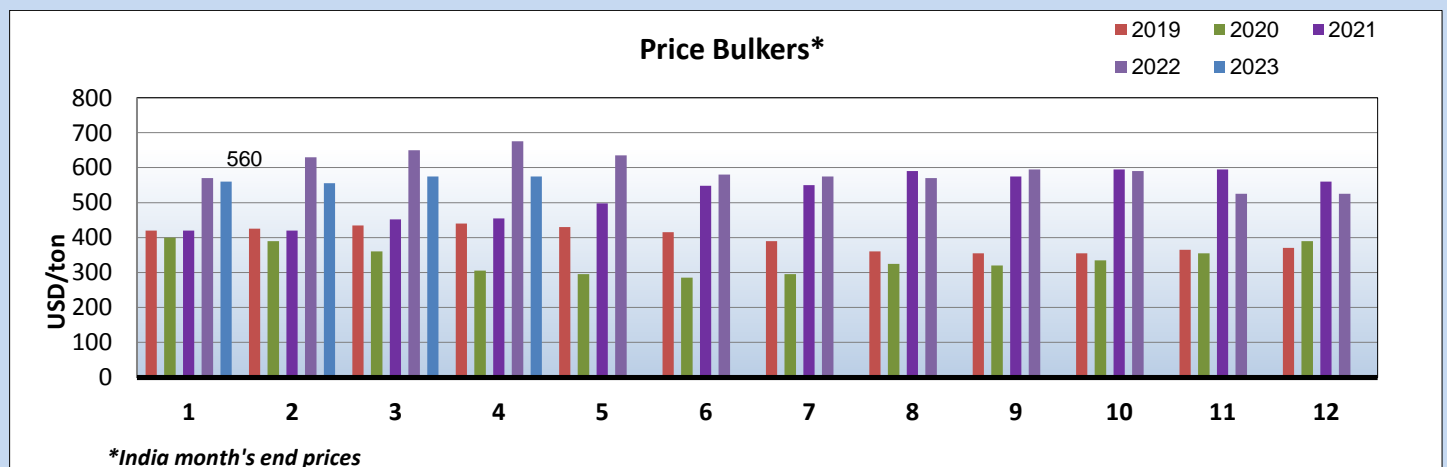
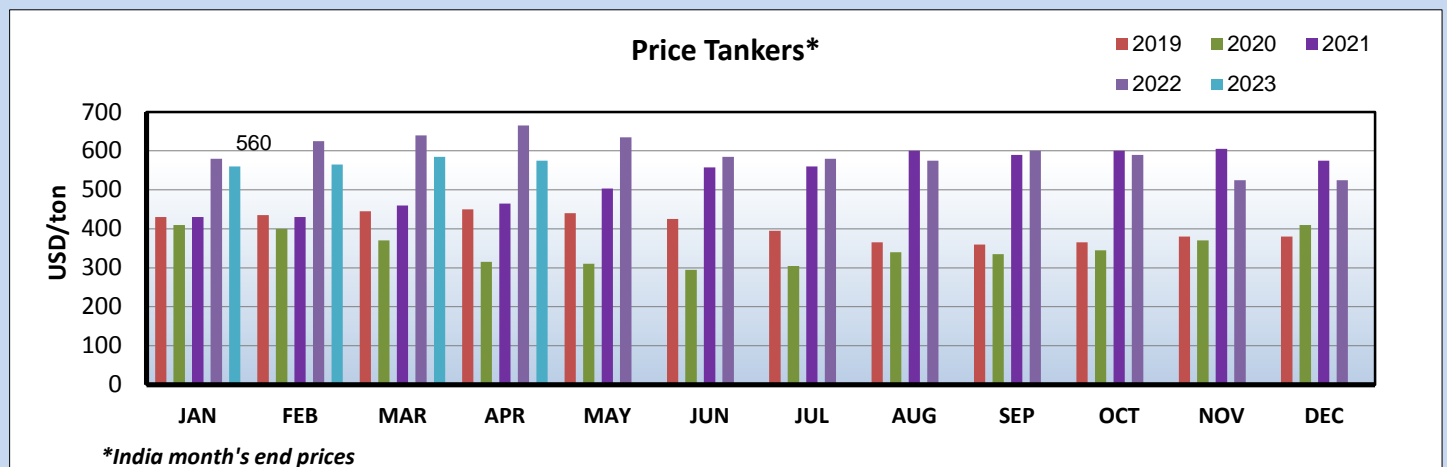
PRODUCTS	114,000	JIANGSU NEW YZJ	NOV 2025	-	UNION MARITIME	SCRUB. FIT.
PRODUCTS	114,000	JIANGSU NEW YZJ	AUG 2025	-	UNION MARITIME	SCRUB. FIT.
PRODUCTS	75,000	JIANGSU NEW YZJ	NOV 2025	-	METROSTAR MNGMNT	SCRUB. FIT.
PRODUCTS	75,000	JIANGSU NEW YZJ	AUG 2025	-	METROSTAR MNGMNT	SCRUB. FIT.
BULK	40,000	ONOMICHI DOCKYD	DEC 2026	32	WISDOM MARINE GR.	-
BULK	40,000	ONOMICHI DOCKYD	OCT 2026	32	WISDOM MARINE GR.	-
BULK	40,000	ONOMICHI DOCKYD	AUG 2026	32	WISDOM MARINE GR.	-
CHEM & OIL	12,500	KURINOURA DOCK	DEC 2024	-	MAREX MARITIME	-
CHEM & OIL	12,500	KURINOURA DOCK	OCT 2024	-	MAREX MARITIME	-
CHEM & OIL	50,000	HYUNDAI MIPO	JUL 2025	46.40	UNKNOWN	-
CHEM & OIL	50,000	HYUNDAI MIPO	APR 2025	46.40	UNKNOWN	-
CONT	24,800	HUANGPU WENCH.	2025	-	REEDEREI NORD	-
CONT	24,800	HUANGPU WENCH.	2025	-	REEDEREI NORD	-
BULK	42,000	TSUNEISHI ZHOUSH.	SEP 2025	-	SEACON SHIPPING	-
BULK	42,000	TSUNEISHI ZHOUSH.	JUL 2025	-	SEACON SHIPPING	-
PRODUCTS	114,000	SHANGHAI WAIGAO.	DEC 2025	-	TAI CHONG CHEANG	-
PRODUCTS	114,000	SHANGHAI WAIGAO.	SEP 2025	-	TAI CHONG CHEANG	-
BULK	63,000	NEW DAYANG SB	AUG 2025	-	UNION MARITIME	-
BULK	63,000	NEW DAYANG SB	MAY 2025	-	UNION MARITIME	-
CHEM&OIL	11,500	CHONGQING CHUAND.	2025	-	CS CHEMICAL	-
PRODUCTS	115,000	SHANHAIGUAN SB	2026	-	DYNACOM TANKERS M.	SCRUB. FIT.
PRODUCTS	115,000	SHANHAIGUAN SB	2026	-	DYNACOM TANKERS M.	SCRUB. FIT.
PRODUCTS	115,000	SHANHAIGUAN SB	2026	-	DYNACOM TANKERS M.	SCRUB. FIT.
PRODUCTS	115,000	SHANHAIGUAN SB	2026	-	DYNACOM TANKERS M.	SCRUB. FIT.
PRODUCTS	115,000	SHANHAIGUAN SB	2026	-	DYNACOM TANKERS M.	SCRUB. FIT.
PRODUCTS	115,000	SHANHAIGUAN SB	2025	-	DYNACOM TANKERS M.	SCRUB. FIT.
PRODUCTS	115,000	SHANHAIGUAN SB	2025	-	DYNACOM TANKERS M.	SCRUB. FIT.
PRODUCTS	115,000	SHANHAIGUAN SB	2025	-	DYNACOM TANKERS M.	SCRUB. FIT.
PRODUCTS	115,000	SHANHAIGUAN SB	2025	-	DYNACOM TANKERS M.	SCRUB. FIT.
PRODUCTS	115,000	SHANHAIGUAN SB	2025	-	DYNACOM TANKERS M.	SCRUB. FIT.
PRODUCTS	115,000	SHANHAIGUAN SB	2025	-	DYNACOM TANKERS M.	SCRUB. FIT.
LPG	35,000	HYUNDAI MIPO	MAR 2026	68.89	PURUS MARINE	SCRUB. FIT.
LPG	35,000	HYUNDAI MIPO	JAN 2026	68.89	PURUS MARINE	SCRUB. FIT.
LPG	35,000	HYUNDAI MIPO	NOV 2025	68.89	PURUS MARINE	SCRUB. FIT.
LPG	35,000	HYUNDAI MIPO	AUG 2025	68.89	PURUS MARINE	SCRUB. FIT.

DEMOLITION MARKET

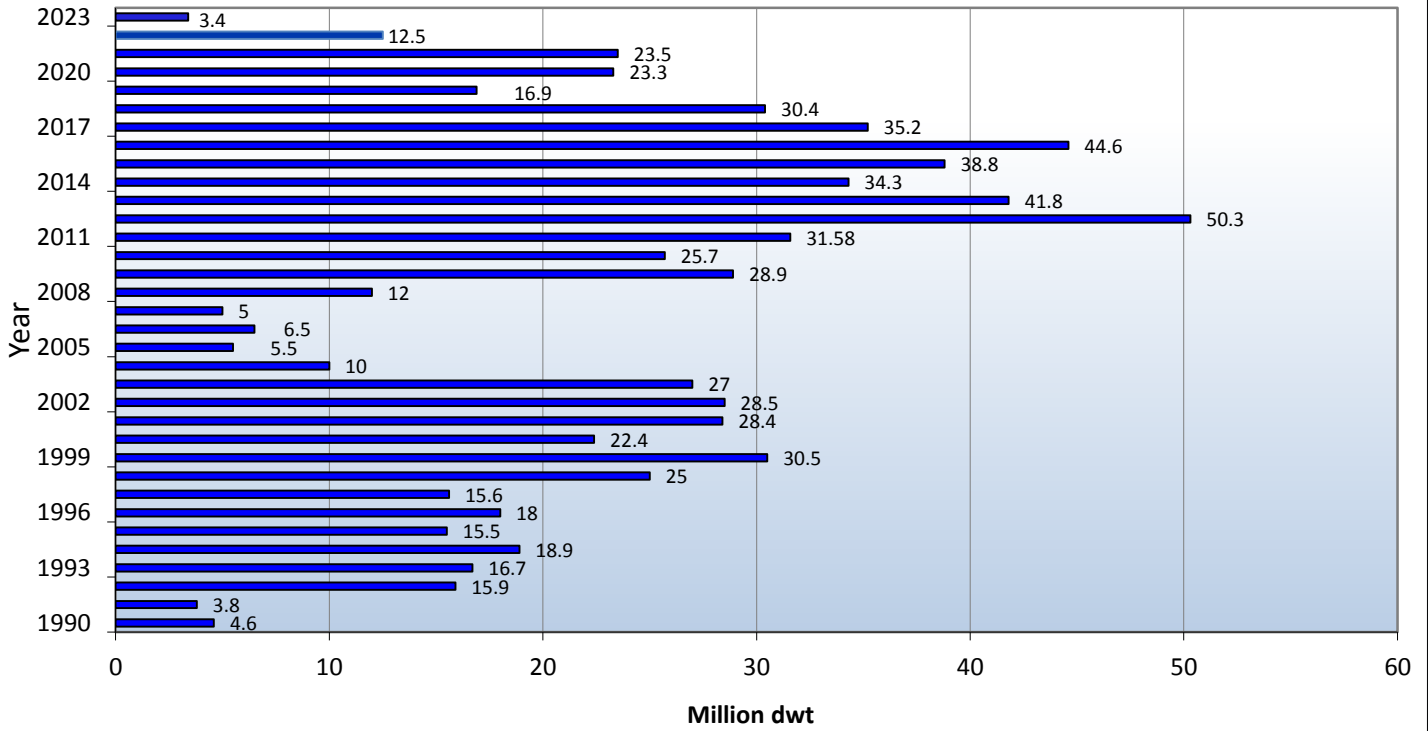
* MONTH'S END PRICES

Demolition Prices		
	Gen Cargo	Tanker
India	575/lt Ldt	575/lt Ldt
Bangladesh	605/lt Ldt	605/lt Ldt
Pakistan	555/lt Ldt	555/lt Ldt
Turkey	345/lt Ldt	345/lt Ldt

Demolition Historical Data

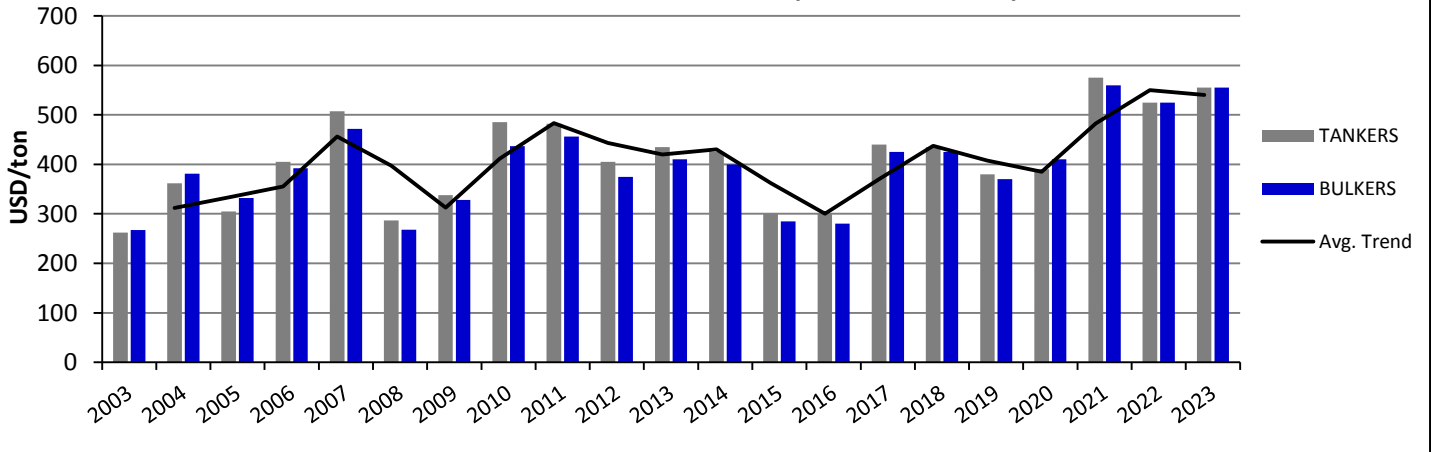


Total Demolition (Dwt)



* Bss reported sales

Historical Demolition Prices (India Year's End)



HISTORICAL DEMOLITION PRICES (*Indian Year's End)																			
	2005	2006	2007	2008	2009	2010	2011	2012	2013	2014	2015	2016	2017	2018	2019	2020	2021	2022	CURR
WET	302	405	507	287	338	485	482	405	435	425	300	300	440	435	380	410	575	525	555
DRY	332	392	472	268	328	437	456	375	410	400	285	280	425	425	370	390	560	525	555

India

<i>TYPE</i>	<i>NAME</i>	<i>DWT</i>	<i>BLT</i>	<i>LDT</i>	<i>PRICE \$/LDT</i>	<i>COMMENTS</i>
CONT	MSC VERONIQUE	60,900	1989	-	550	-
CONT	LEONARD	22,983	1998	-	-	-
CONT	MSC NORA	29,210	1999	19,455	592	-
REEF	GREEN KARMOY	6,120	1989	-	-	-
CONT	MSC PILAR	60,350	1990	23,740	544	-

Bangladesh

<i>TYPE</i>	<i>NAME</i>	<i>DWT</i>	<i>BLT</i>	<i>LDT</i>	<i>PRICE \$/LDT</i>	<i>COMMENTS</i>
BULK	LILY BREEZE	74,744	1998	-	-	-
CONT	FLORA	86,018	2008	-	-	-
BULK	ATLANTIC RAY	4,706	1991	2,412	620	-
BULK	OCEAN GREAT	28,499	1993	6,311	575	-
BULK	SUNNINE	28,450	1992	6,013	-	-
BULK	SIAM OCEAN	33,800	1995	7,870	560	-
CONT	MERATUS MALINO	14,464	1995	5,465	-	-
TUG	GRAMPIAN FRONTIER	1,703	1997	1,703	-	-
BULK	HONG YANG	44,593	1998	11,801	-	-
TWEEN	WEST OCEAN 9	3,651	1979	1,100	-	-
TANK	THANA THANI	530	1990	-	-	-

Pakistan

<i>TYPE</i>	<i>NAME</i>	<i>DWT</i>	<i>BLT</i>	<i>LDT</i>	<i>PRICE \$/LDT</i>	<i>COMMENTS</i>
TANK	MADINA 1	4,831	1979	1,700	-	-

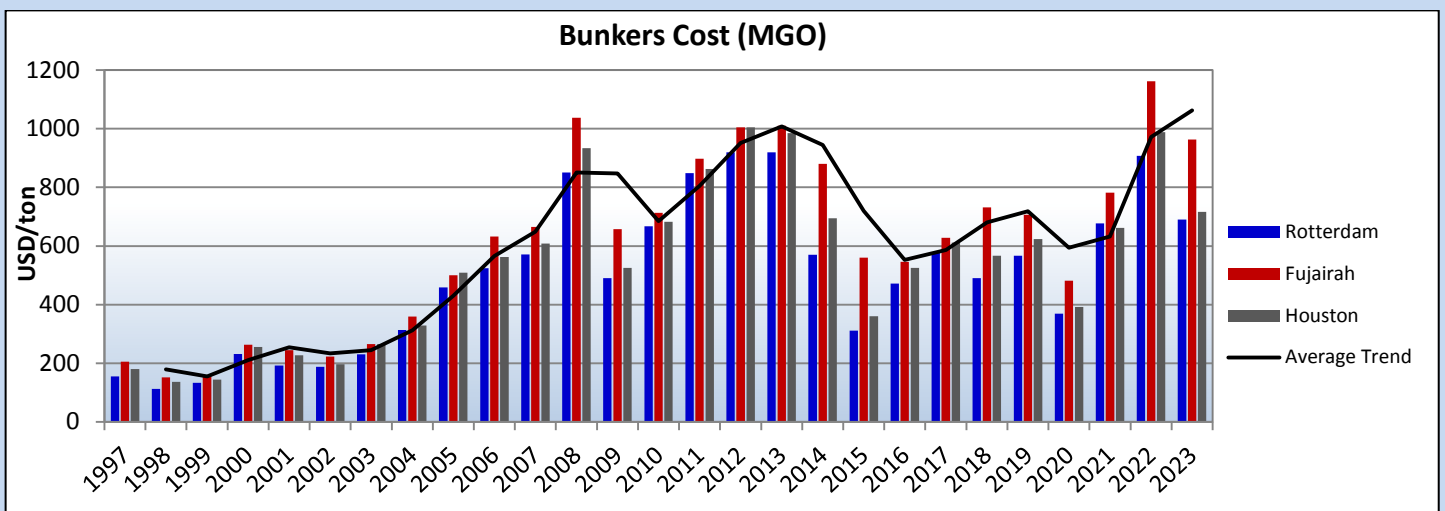
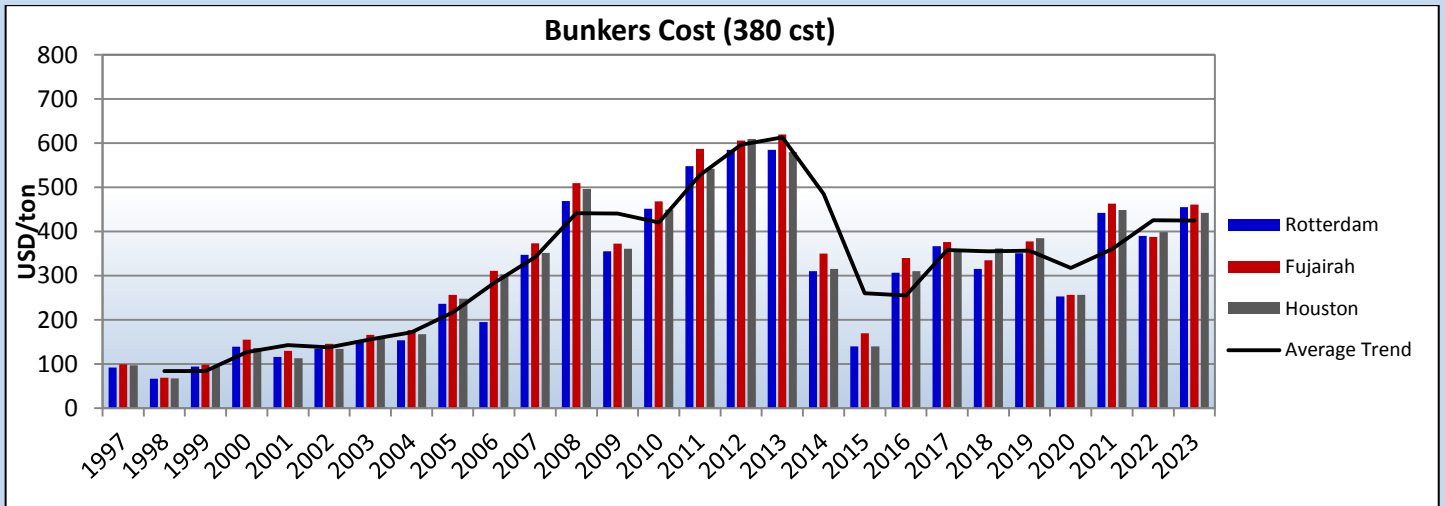
Turkey

<i>TYPE</i>	<i>NAME</i>	<i>DWT</i>	<i>BLT</i>	<i>LDT</i>	<i>PRICE \$/LDT</i>	<i>COMMENTS</i>
MISC	DENAR 2	1,400	1974	-	-	-
TANK	SLOUG	251,502	1973	-	-	-

Other

<i>TYPE</i>	<i>NAME</i>	<i>DWT</i>	<i>BLT</i>	<i>LDT</i>	<i>PRICE \$/LDT</i>	<i>COMMENTS</i>
REEF	WIN SHUEN SHING	3,742	1973	-	390	-
BULK	HI POWER	149,322	1998	-	500	-
RORO	LILIA CONCEPCION	521	2002	-	-	-

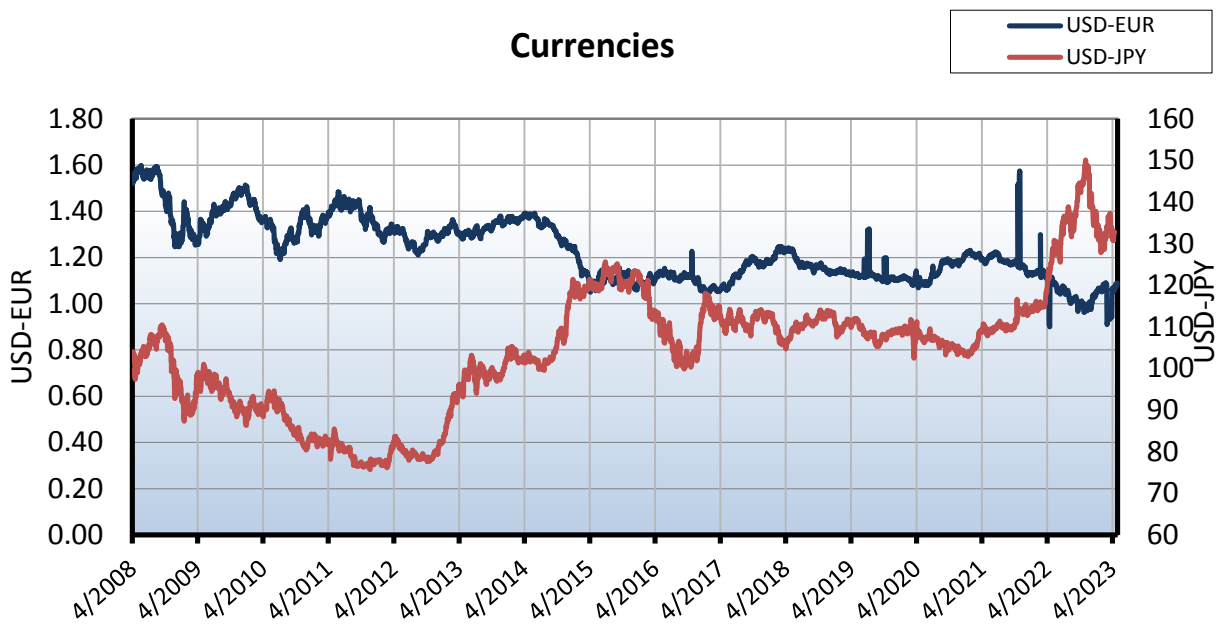
HISTORICAL BUNKER PRICES



	HISTORICAL BUNKER PRICES					
	Rotterdam		Fujairah		Houston	
	380 cst	MGO	380 cst	MGO	380 cst	MGO
2003	151	230.4	166.3	265.2	160.2	265.1
2004	154	313.4	176.7	359.3	167.3	328.7
2005	236	458.4	256.6	500.1	248.3	508.5
2006	195	524.1	310.9	631.8	303	562.3
2007	347	571.3	373.7	664.7	351.8	608.6
2008	469	850.7	509.4	1037.7	496.8	933.2
2009	355	490.6	372.8	657	360.7	525
2010	452	667.1	468.2	712.9	449.3	683
2011	548	848.6	587.5	897.5	542.1	862.4
2012	585	920	606	1005	610	1005
2013	585	920	620	1010	580	985
2014	310	570	350	880	315	695
2015	140	311	170	560	140	360
2016	307	472	340	546	310	525
2017	367	579	376	627.5	356	612
2018	315	490	335	732	362	567
2019	290.4	607.2	290.3	760.3	342	647.8
2020	302	426	312	474	296	461.75
2021	442.5	677	463	782	449	661.5
28-04-23	455	690	461	963	442	716

MARKET INDICATORS

Currencies



Brent Oil



	GBP	CAD	EUR	JPY	CHF	USD	AUD
GBP	1	0.5866	0.8798	0.0059	0.8940	0.7995	0.5268
CAD	1.7047	1	1.4994	0.0100	1.5236	1.3633	0.8976
EUR	1.1368	0.6665	1	0.0067	1.0168	0.9087	0.5989
JPY	170.1735	99.7726	149.6984	1	152.1190	136.0400	89.6368
CHF	1.1186	0.6562	0.9841	0.0066	1	0.8943	0.5893
USD	1.2510	0.7335	1.1005	0.0074	1.1189	1	0.6591
AUD	1.8983	1.1136	1.6701	0.0112	1.6971	1.5177	1

* 28/04/2023 values

STOCK WATCH

NAME	TICKET	THIS MONTH*	LAST MONTH	CHANGE %	52w HIGH	52w LOW
Capital Product Partners	CPLP	12.71	13.27	-4.22%	12.71	12.36
Diana Shipping Inc.	DSX	3.85	3.84	0.26%	3.99	3.85
Dynagas LNG Partners LP	DLNG	2.74	2.84	-3.52%	2.79	2.64
Eagle Bulk Shipping Inc.	EGLE	43.76	45.15	-3.08%	44.70	42.97
Euroseas Ltd.	ESEA	18.58	18.79	-1.12%	19.28	18.30
Costamare Inc.	CMRE	8.73	9.28	-5.93%	9.02	8.63
Navios Maritime Holdings	NM	1.92	1.79	7.26%	1.95	1.87
GasLog Ltd.	GLOG	23.86	24.10	-1.00%	23.86	23.81
Safe Bulkers Inc.	SB	3.67	3.67	0.00%	3.68	3.63
Star Bulk Carriers Corp.	SBLK	20.40	20.69	-1.40%	21.16	20.40
Stealthgas Inc.	GASS	2.76	2.61	5.75%	2.80	2.72
TEN Inc.	TNP	16.87	19.15	-11.91%	17.12	16.51
TOP Ships Inc.	TOPS	0.7397	0.8886	-16.76%	0.79	0.72
Danaos Corporation	DAC	56.89	53.65	6.04%	57.93	56.28

* 28/04/2023 closing values

~~~~~

**Disclaimer:** Information and data that appear in this report have been obtained from various sources which are believed to be correct and reliable. However, Athenian Shipbrokers S.A. does not guarantee their accuracy or completeness and therefore cannot be held liable for any loss incurred as a result of reliance in any way whatsoever on the information contained herein.

**Kind Regards,**



**ATHENIAN SHIPBROKERS S.A.**