



# ATHENIAN SHIPBROKERS S.A.

107-109, Vas. Pavlou Str., GR 166 73, Voula, Athens, Greece

Tel: +30 210 9659700 - Fax: +30 210 8996040

Email S & P : [athenian@atheniansa.gr](mailto:athenian@atheniansa.gr)

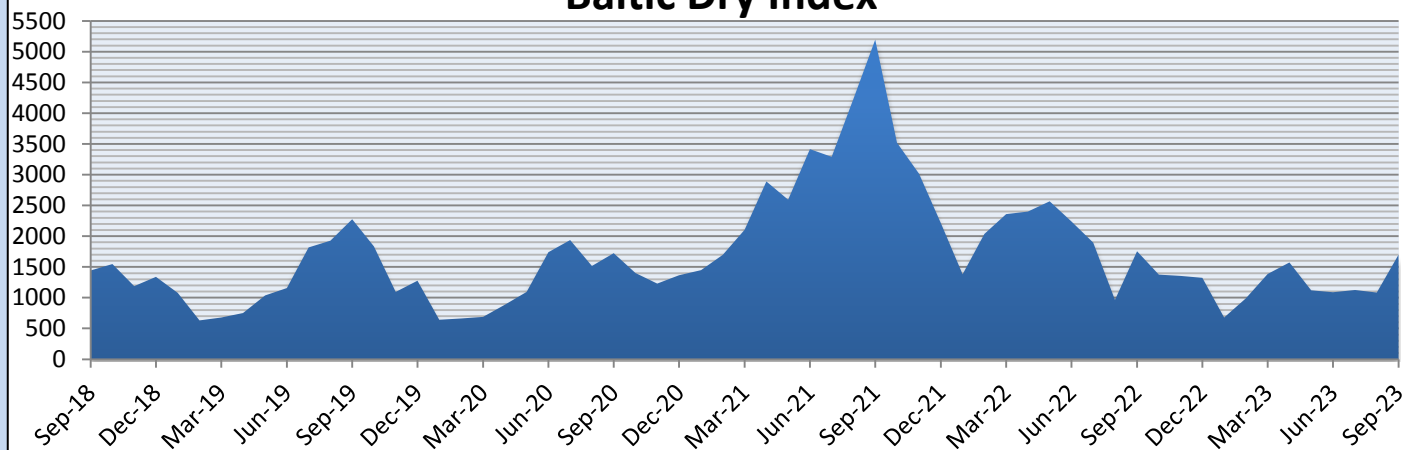
Email Chartering : [chartering@atheniansa.gr](mailto:chartering@atheniansa.gr)

[www.atheniansa.gr](http://www.atheniansa.gr)

SEP 2023

## MONTHLY REPORT

### Baltic Dry Index



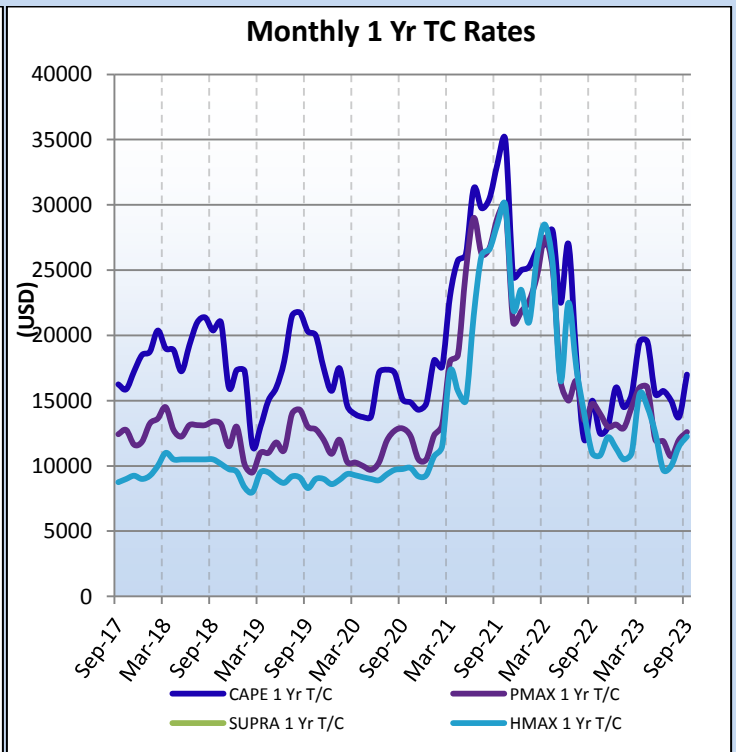
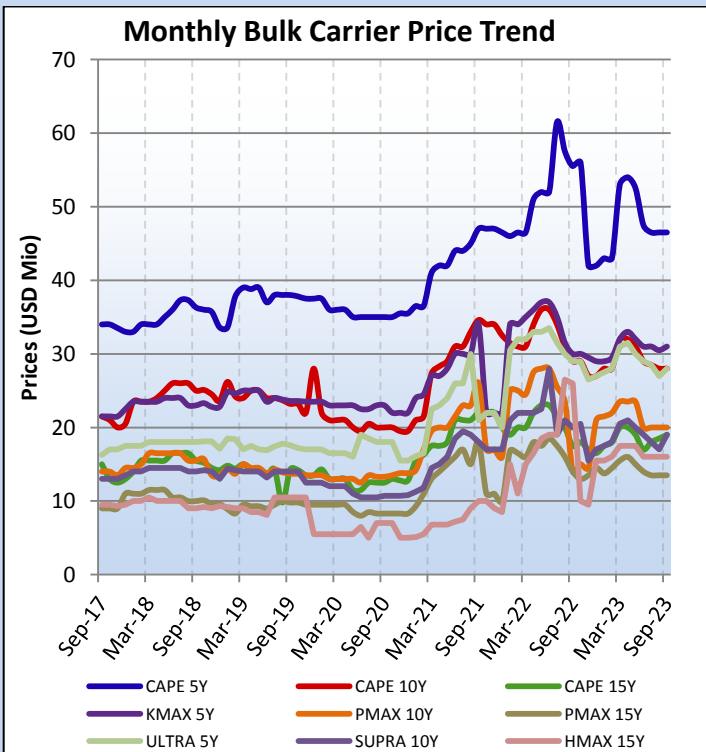
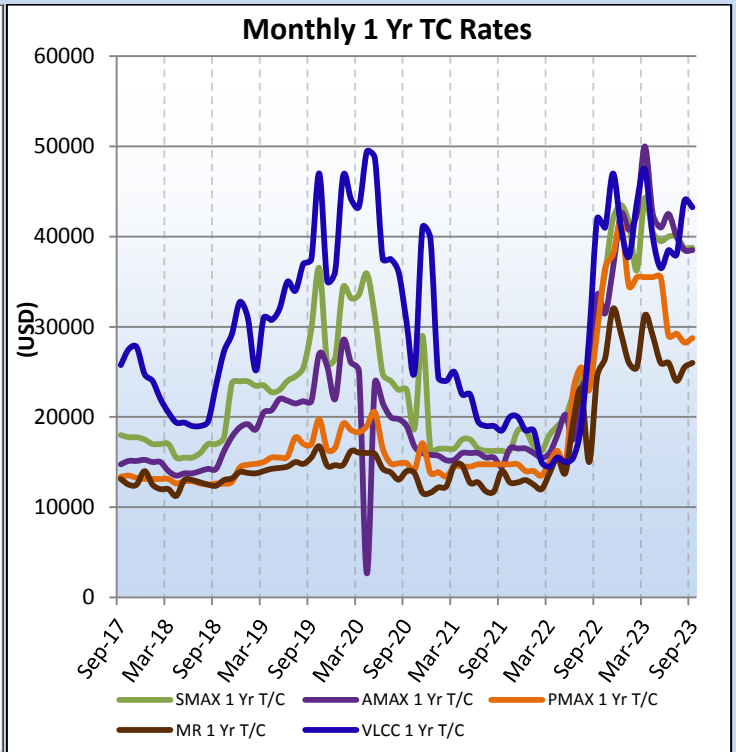
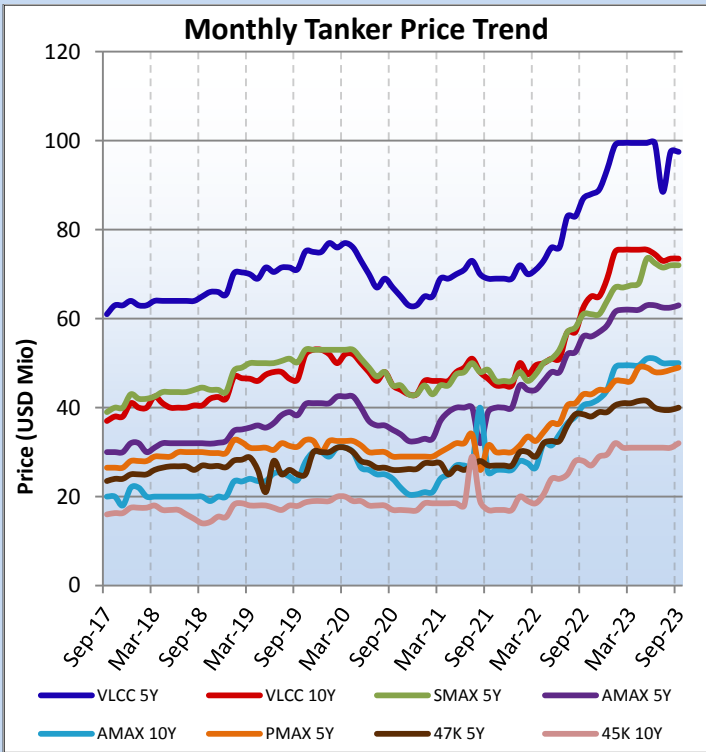
### PRICES TANKERS (\$ MIO)

* Prices reflect Year's End	2017	2018	2019	2020	2021	2022	SEP-23
<b>VLCC 5Y</b>	64	63	75	63	69	93.5	97.5
<b>VLCC 10Y</b>	41	40	53	43	45	69	73.5
<b>SUEZMAX 5Y</b>	43	42	53	42	46	64	72
<b>AFRAMAX 5Y</b>	32	32	41	42.5	40	58.5	63
<b>AFRAMAX 10Y</b>	22	22	30	28.3	26	44	50
<b>PANAMAX 5Y</b>	28	28	30	29.5	30	44	49
<b>51K 5Y</b>	25	27.5	30	26.5	27	39	41
<b>47K 10Y</b>	17.5	16.5	19	17.5	17	29.5	32

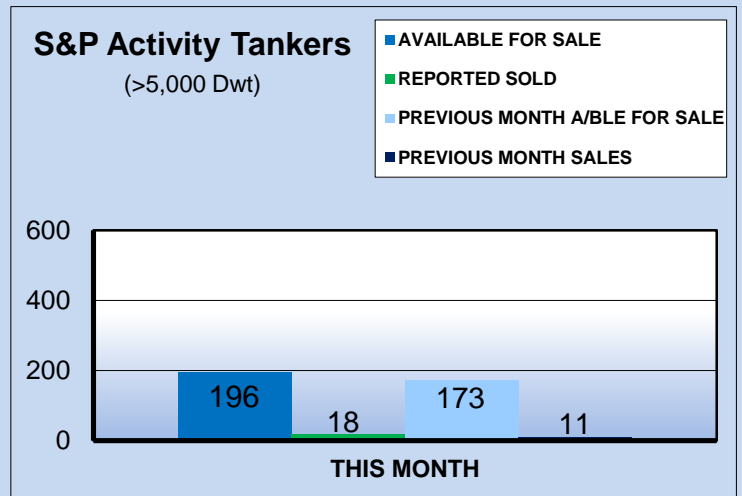
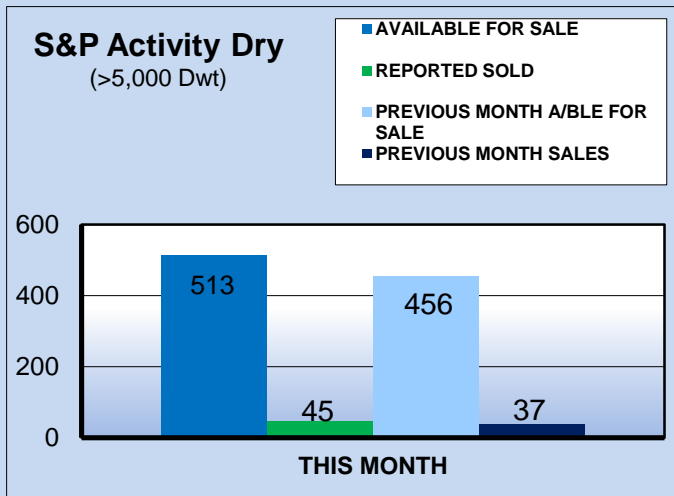
### PRICES BULKERS (\$ MIO)

* Prices reflect Year's End	2017	2018	2019	2020	2021	2022	SEP-23
<b>CAPE SIZE 5Y</b>	33	33	37.5	35.3	46.5	42	46
<b>CAPE SIZE 10Y</b>	20.5	23.5	22	19	32.5	27	28
<b>CAPE SIZE 15Y</b>	13	14	13.5	12	20	16.5	19
<b>KAMSARMAX 5Y</b>	22.5	23.5	23.5	21.8	32	29	31
<b>KAMSARMAX 10Y</b>	14.5	14.5	13.5	13.5	22	21	21
<b>PANAMAX 15Y</b>	11	9	9.5	8.8	16	14.5	13.5
<b>PANAMAX 20Y</b>	6.5	6.5	6	5.7	10	9.5	10.5
<b>ULTRAMAX 5Y</b>	17.5	18	17	17.3	29	27	28
<b>SUPRAMAX 10Y</b>	13.5	14	12.5	10.5	20	17	19
<b>HANDY 37K 5Y</b>	14.3	15	16.7	14.5	24	22	24
<b>HANDY 37K 10Y</b>	10.5	11.8	9.2	8.7	17	15.5	15.5

## SECOND HAND SALES & CHARTER FIXTURE TRENDS

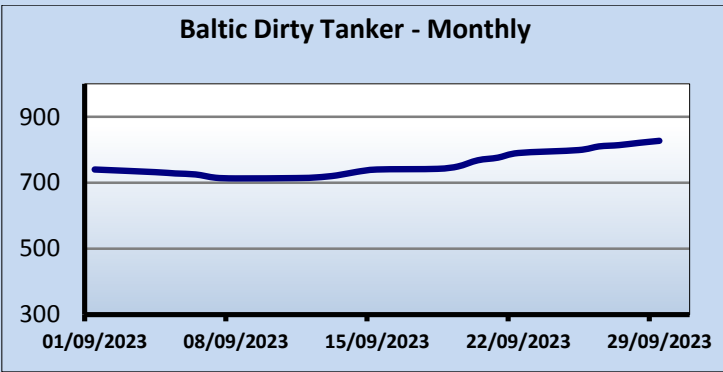
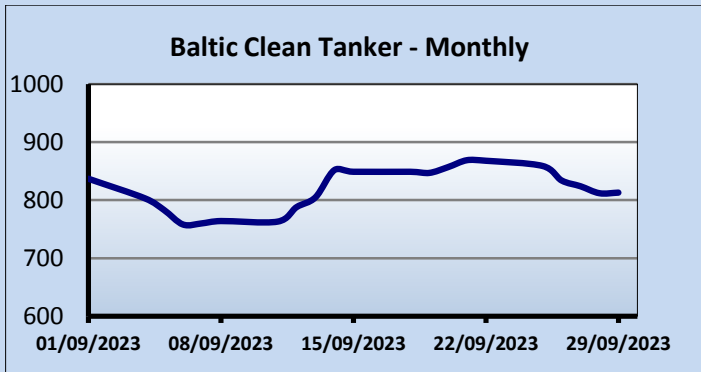
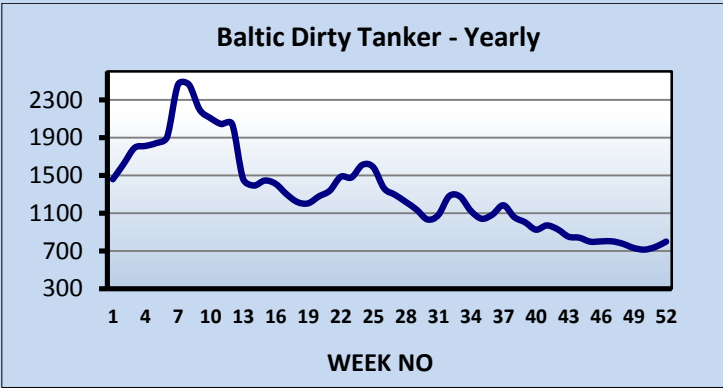
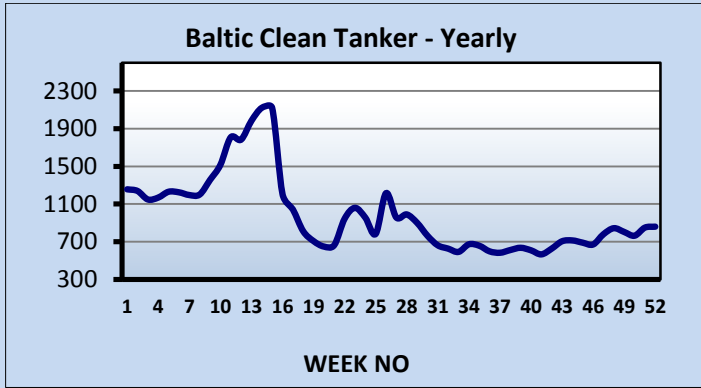


## SECOND HAND TONNAGE MARKET



*\* Excluding demolition sales*

Ship Type	Sale and Purchase Market							Total
	Apr-23	May-23	Jun-23	Jul-23	Aug-23	Sep-23		
<b>BULK</b>	46	53	38	47	37	45	266	
<b>TANK</b>	35	49	21	26	11	18	160	
<b>GAS</b>	3	6	3	2	1	2	17	
<b>CONT</b>	12	16	15	14	9	8	74	
<b>TWEEN/MPP</b>	2	0	0	0	0	0	2	
<b>REEF</b>	1	0	0	0	1	0	2	
<b>RORO</b>	4	4	0	4	3	1	16	
<b>FERRY</b>	0	0	0	0	0	0	0	
<b>CRUISE</b>	0	0	0	0	0	0	0	
<b>Total</b>	<b>103</b>	<b>128</b>	<b>77</b>	<b>93</b>	<b>62</b>	<b>74</b>	<b>537</b>	

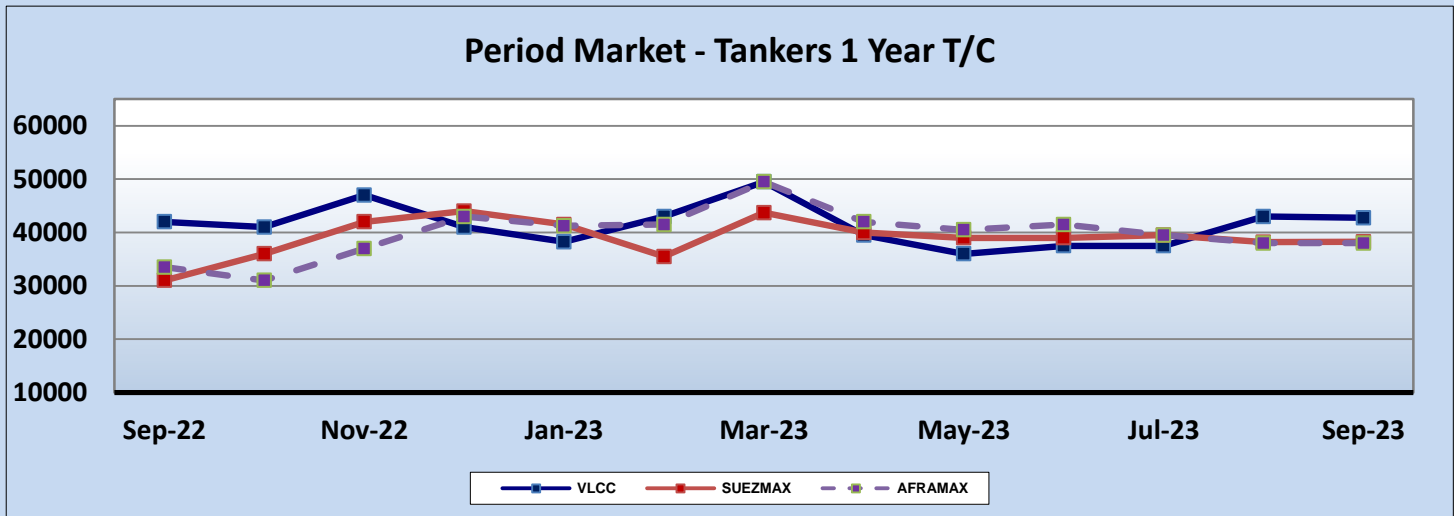
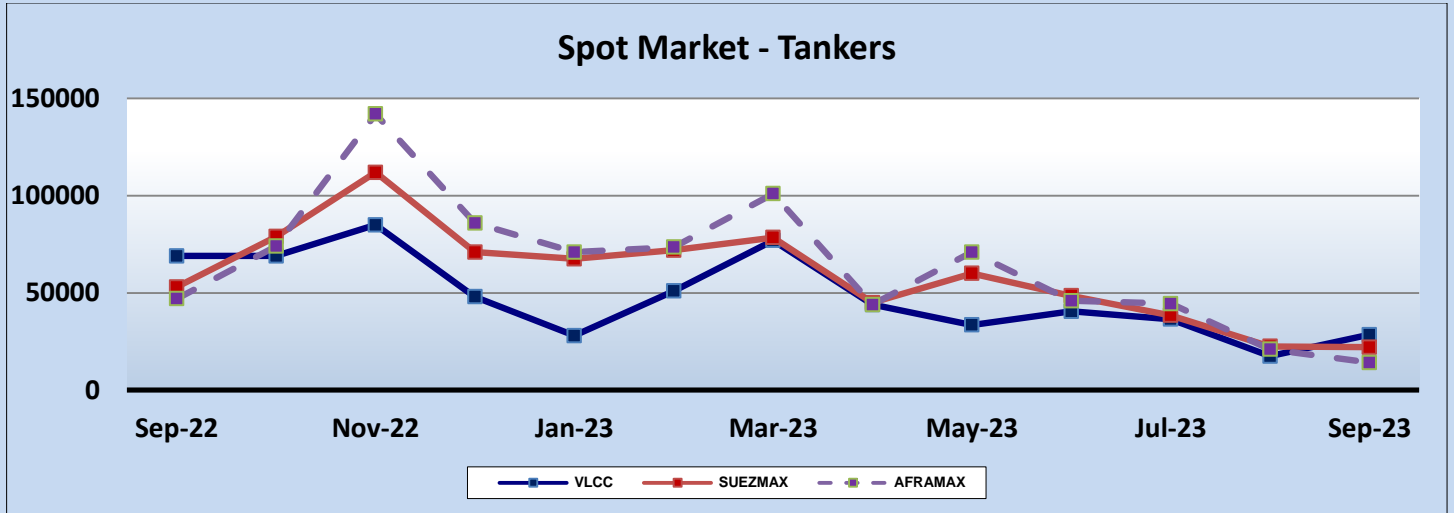


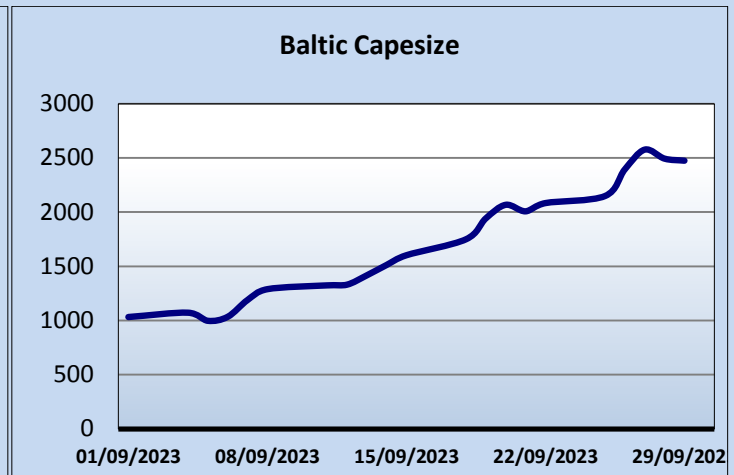
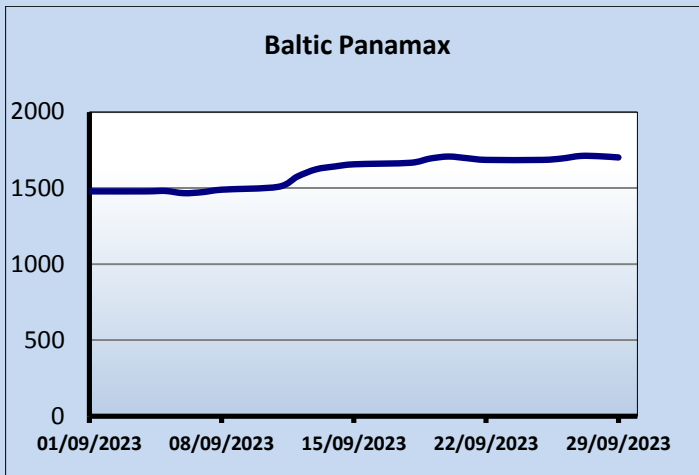
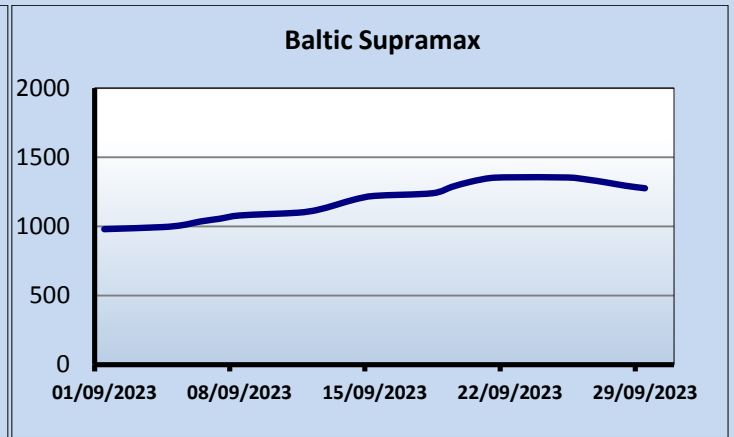
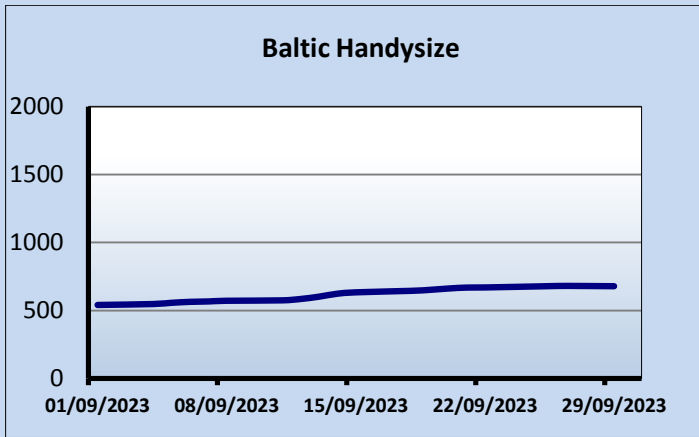
**TANKER SALES**

<i>NAME</i>	<i>DWT</i>	<i>BLT</i>		<i>PRICE \$ (MIO)</i>	<i>BUYER</i>
SHANDONG ZIHE	40,059	2004	KOREA	14.46	UNDISCLOSED
WONDER VEGA	106,062	2005	KOREA	31.5	UAE
ADVANTAGE PARTY	37,067	2006	KOREA	17.3	TURKISH
BALTIC FREEDOM	37,048	2006	KOREA	18	MIDDLE EASTERN
WONDER FORMOSA	37,562	2006	KOREA	18	TURKISH
FIONA SWAN	15,609	2005	TURKEY	8.9	GREEK
STRINDA	19,959	2006	JAPAN	31	ENBLOC BSS
MH LANGOEY	19,969	2006	JAPAN		UNDISCLOSED
AZALEA GALAXY	19,998	2006	JAPAN	15.5	SINGAPOREAN
HIGH JUPITER	51,603	2008	KOREA	22	INDIAN
CENTENNIAL SAPPORO	110,448	2008	JAPAN	36.5	BEKS SHIPPING
ANAVATOS II	115,459	2009	KOREA	41.5	MIDDLE EASTERN
SPOTTAIL	74,997	2008	JAPAN	24.6	SANMAR SHIPPING
FRONT SIGNE	297,007	2010	CHINA	63	CHINESE
GRAND ACE8	46,197	2008	KOREA	23.8	INDIAN
PS VENEZIA	108,870	2010	CHINA	37.5	VIETNAMESE
ATHENIAN FREEDOM	299,991	2013	KOREA	78	FUJIAN SHIPPING GROUP
PYXIS EPSILON	50,124	2015	KOREA	40.8	US

**GAS SALES**

<i>NAME</i>	<i>DWT</i>	<i>BLT</i>		<i>CBM</i>	<i>PRICE \$ (MIO)</i>	<i>BUYER</i>
<b>FRITZI N</b>	<b>58,448</b>	<b>2009</b>	<b>KOREA</b>	<b>80,676</b>	<b>63.5</b>	<b>UNDISCLOSED</b>
<b>SALTRAM</b>	<b>54,627</b>	<b>2015</b>	<b>KOREA</b>	<b>82,441</b>	<b>73.5</b>	<b>NAFTOMAR SHIPPING</b>

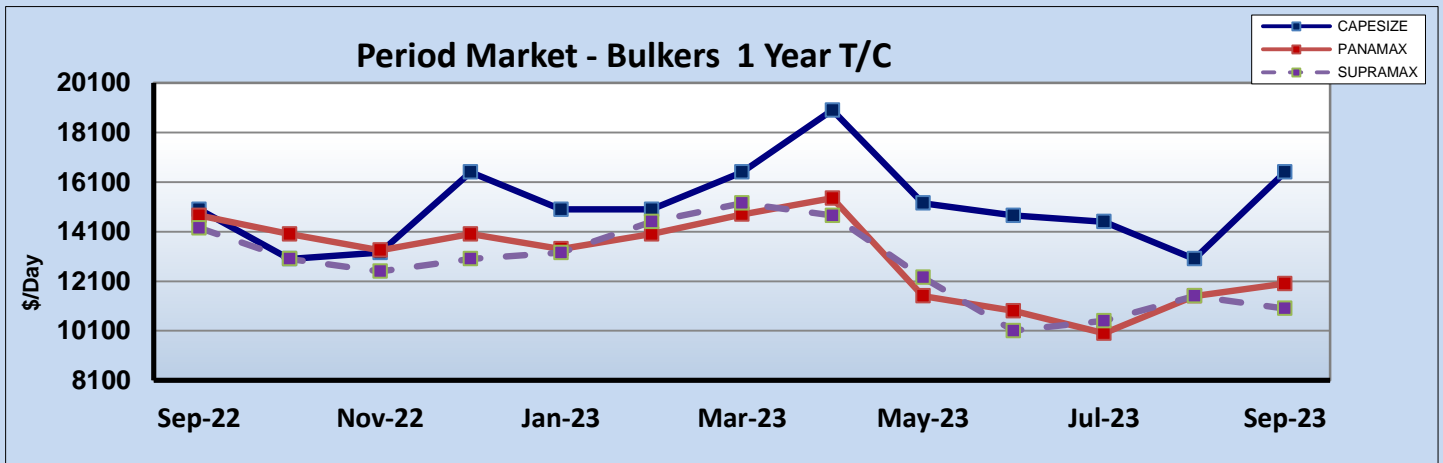
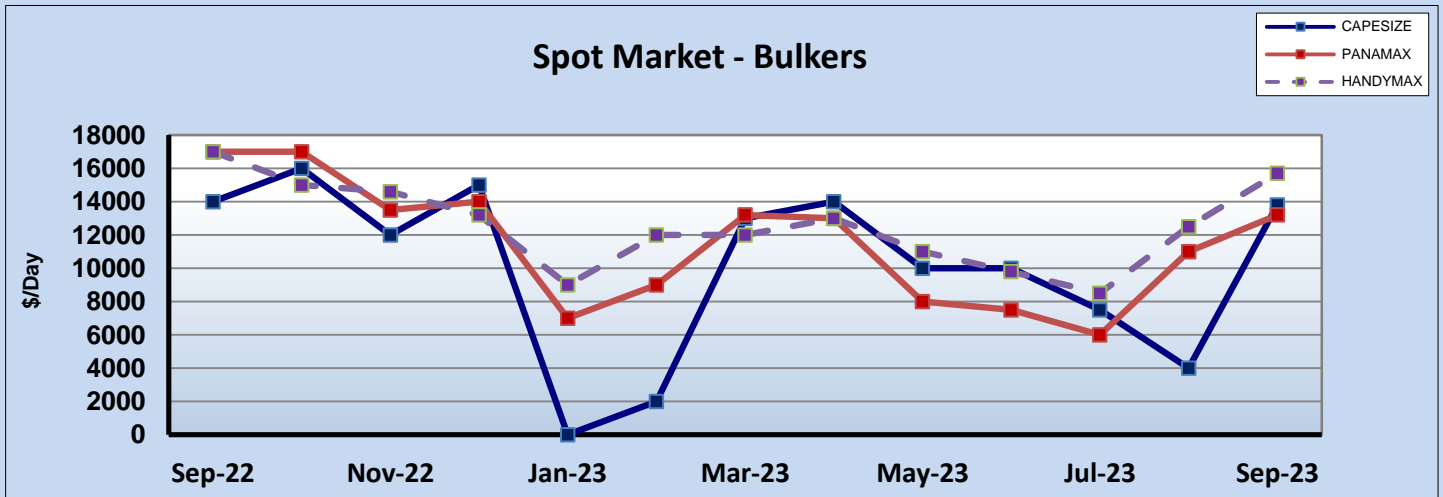




#### BULKER SALES

<i>NAME</i>	<i>DWT</i>	<i>BLT</i>		<i>GEAR</i>	<i>PRICE \$ (MIO)</i>	<i>BUYER</i>
<b>DA YING</b>	<b>75,318</b>	<b>2003</b>	<b>JAPAN</b>	-	<b>7.5</b>	<b>CHINESE</b>
<b>JIN FENG</b>	<b>52,686</b>	<b>2004</b>	<b>JAPAN</b>	<b>4x30</b>	<b>8.1</b>	<b>CHINESE</b>
<b>NORD SUN</b>	<b>82,146</b>	<b>2013</b>	<b>PHILIPPINES</b>	-	<b>22</b>	<b>GREEK</b>
<b>GLOBAL EFFORT</b>	<b>37,072</b>	<b>2014</b>	<b>JAPAN</b>	<b>4x30</b>	<b>16.8</b>	<b>GREEK</b>
<b>XING HONG DA 8</b>	<b>58,018</b>	<b>2012</b>	<b>CHINA</b>	<b>4x35</b>	<b>12.7</b>	<b>CHINESE</b>
<b>DOUBLE PRIDE</b>	<b>95,707</b>	<b>2012</b>	<b>JAPAN</b>	-	<b>21.9</b>	<b>INDIAN</b>
<b>GLORIOUS JUPITER</b>	<b>26,091</b>	<b>2013</b>	<b>JAPAN</b>	<b>3x30.7</b>	<b>13.7</b>	<b>UNDISCLOSED</b>
<b>FENGNING</b>	<b>39,836</b>	<b>2015</b>	<b>CHINA</b>	<b>4x36</b>	<b>57</b>	<b>ENBLOC BSS</b>
<b>FOOCHOW</b>	<b>39,758</b>	<b>2015</b>	<b>CHINA</b>	<b>4x36</b>		
<b>FUNING</b>	<b>39,784</b>	<b>2015</b>	<b>CHINA</b>	<b>4x36</b>		<b>EUROPEAN</b>
<b>HANTON TRADER LII</b>	<b>63,800</b>	<b>2014</b>	<b>CHINA</b>	<b>4x30</b>	<b>20.3</b>	<b>CHINESE</b>
<b>CAPE CROSS</b>	<b>63,155</b>	<b>2014</b>	<b>CHINA</b>	<b>4x35</b>	<b>86</b>	<b>ENBLOC BSS</b>
<b>GALILEO</b>	<b>63,243</b>	<b>2014</b>	<b>CHINA</b>	<b>4x35</b>		
<b>SADLERS WELLS</b>	<b>63,153</b>	<b>2015</b>	<b>CHINA</b>	<b>4x35</b>		
<b>GIANTS CAUSEWAY</b>	<b>63,197</b>	<b>2015</b>	<b>CHINA</b>	<b>4x35</b>		<b>EURODRY</b>
<b>WESTERN MONACO</b>	<b>81,112</b>	<b>2016</b>	<b>CHINA</b>	-	<b>26</b>	<b>UNDISCLOSED</b>
<b>GENEVA STAR</b>	<b>81,846</b>	<b>2015</b>	<b>PHILIPPINES</b>	-	<b>26.9</b>	<b>CHINESE</b>
<b>GLORY HARVEST</b>	<b>63,339</b>	<b>2014</b>	<b>CHINA</b>	<b>4x30</b>	<b>20.2</b>	<b>UNDISCLOSED</b>
<b>GOLDEN HAWK</b>	<b>58,068</b>	<b>2015</b>	<b>JAPAN</b>	<b>4x30.5</b>	<b>21.2</b>	<b>UNDISCLOSED</b>
<b>KOBE STAR</b>	<b>55,857</b>	<b>2016</b>	<b>JAPAN</b>	<b>4x30</b>	<b>21.1</b>	<b>GREEK</b>
<b>GOLD OAK</b>	<b>37,732</b>	<b>2017</b>	<b>JAPAN</b>	<b>4x30.5</b>	<b>24</b>	<b>UNDISCLOSED</b>
<b>NENITA</b>	<b>76,807</b>	<b>2006</b>	<b>JAPAN</b>	-	<b>12.3</b>	<b>GREEK</b>
<b>CUMA</b>	<b>83,007</b>	<b>2006</b>	<b>JAPAN</b>	-	<b>13.3</b>	<b>GREEK</b>

<b>WAVE RUNNER</b>	<b>56,676</b>	<b>2008</b>	<b>JAPAN</b>	<b>4x30</b>	<b>13.2</b>	<b>ISKENDERUN SHIP M.</b>
<b>OCEAN REEF</b>	<b>52,458</b>	<b>2005</b>	<b>PHILIPPINES</b>	<b>4x30</b>	<b>8.6</b>	<b>UNDISCLOSED</b>
<b>JAG ROHAN</b>	<b>52,450</b>	<b>2006</b>	<b>PHILIPPINES</b>	<b>4x30</b>	<b>9.25</b>	<b>CHINESE</b>
<b>KOUROUPI</b>	<b>56,047</b>	<b>2008</b>	<b>JAPAN</b>	<b>4x30</b>	<b>14.2</b>	<b>INDONESIAN</b>
<b>SEASTAR TRADER</b>	<b>30,487</b>	<b>2008</b>	<b>CHINA</b>	<b>4x30</b>	<b>7.8</b>	<b>TURKISH</b>
<b>GRACIOUS ETERNITY</b>	<b>180,199</b>	<b>2009</b>	<b>JAPAN</b>	<b>-</b>	<b>22</b>	<b>CHINESE</b>
<b>AP LIBERTAS</b>	<b>75,213</b>	<b>2008</b>	<b>CHINA</b>	<b>-</b>	<b>12.35</b>	<b>UNDISCLOSED</b>
<b>COPACABANA</b>	<b>37,202</b>	<b>2011</b>	<b>JAPAN</b>	<b>4x30</b>	<b>15.35</b>	<b>CHINESE</b>
<b>IRIS SKY</b>	<b>28,725</b>	<b>2008</b>	<b>JAPAN</b>	<b>4x30.5</b>	<b>8.2</b>	<b>EUROPEAN</b>
<b>VANTAGE SWORD</b>	<b>28,310</b>	<b>2009</b>	<b>JAPAN</b>	<b>4x30.5</b>	<b>9</b>	<b>UNDISCLOSED</b>
<b>SUPRA THESSAL</b>	<b>57,017</b>	<b>2010</b>	<b>CHINA</b>	<b>4x35</b>	<b>11.5</b>	<b>UNDISCLOSED</b>
<b>ISABELITA</b>	<b>58,470</b>	<b>2010</b>	<b>CHINA</b>	<b>4x30</b>	<b>15.2</b>	<b>ASIAN</b>
<b>BALTIC SPIRIT</b>	<b>35,239</b>	<b>2009</b>	<b>CHINA</b>	<b>4x30.5</b>	<b>9.5</b>	<b>UNDISCLOSED</b>
<b>PURPLE SEA</b>	<b>35,214</b>	<b>2011</b>	<b>CHINA</b>	<b>4x30.5</b>	<b>10.9</b>	<b>UNDISCLOSED</b>
<b>BULK PATAGONIA</b>	<b>58,723</b>	<b>2012</b>	<b>JAPAN</b>	<b>4x30.5</b>	<b>19</b>	<b>INDONESIAN</b>
<b>SANKO FORTUNE</b>	<b>74,940</b>	<b>2012</b>	<b>JAPAN</b>	<b>-</b>	<b>20.5</b>	<b>MINOA MARINE LTD</b>
<b>SUIGO</b>	<b>174,802</b>	<b>2011</b>	<b>JAPAN</b>	<b>-</b>	<b>24</b>	<b>GREEK</b>
<b>SUPER MARTINELLI</b>	<b>35,723</b>	<b>2010</b>	<b>KOREA</b>	<b>4x30</b>	<b>13.2</b>	<b>UNDISCLOSED</b>
<b>HANSEATIC EAGLE</b>	<b>58,018</b>	<b>2010</b>	<b>CHINA</b>	<b>4x36</b>	<b>12.2</b>	<b>GREEK</b>
<b>BLUE HORIZON</b>	<b>207,867</b>	<b>2012</b>	<b>CHINA</b>	<b>-</b>	<b>61</b>	<b>ENBLOC BSS</b>
<b>CLEAR HORIZON</b>	<b>207,947</b>	<b>2012</b>	<b>CHINA</b>	<b>-</b>	<b>-</b>	<b>CL OF NEU SEESCHIF.</b>
<b>HEILAN SONG</b>	<b>56,851</b>	<b>2011</b>	<b>CHINA</b>	<b>4x35</b>	<b>13.1</b>	<b>UNDISCLOSED</b>



**CONTAINER SALES**

<i>NAME</i>	<i>DWT</i>	<i>BLT</i>		<i>GEAR</i>	<i>TEU</i>	<i>PRICE \$ (MIO)</i>	<i>BUYER</i>
ACACIA ARIES	7,185	1995	JAPAN	2x38	602	-	UNDISCLOSED
RESOURCEFUL	21,800	1997	JAPAN	-	1,498	-	UNDISCLOSED
RESOURCEFUL 2	21,800	1997	JAPAN	-	1,498	-	UNDISCLOSED
LDR YASAR	8,496	2003	GERMANY	-	707	-	CL OF LIDER GEMI
HAMBURG TRADER	13,710	2005	CHINA	2x45	1,118	6	UNDISCLOSED
NORDIC ANNA	27,244	2007	CHINA	3x45	2,007	-	CL OF MEDKON DE.
A ROKU	21,935	2008	JAPAN	-	1,708	-	CHINESE
AS ROMINA	21,281	2009	CHINA	-	1,496	7	MSC

**Ro-Pax / Fast Ferries SALES**

<i>NAME</i>	<i>GT</i>	<i>BLT</i>		<i>Pax</i>	<i>PRICE \$(MIO)</i>	<i>BUYER</i>
-	-	-	-	-	-	-

**CRUISE SALES**

<i>NAME</i>	<i>GT</i>	<i>BLT</i>		<i>Pax</i>	<i>PRICE \$ (MIO)</i>	<i>BUYER</i>
-	-	-	-	-	-	-

**Ro-Ro SALES**

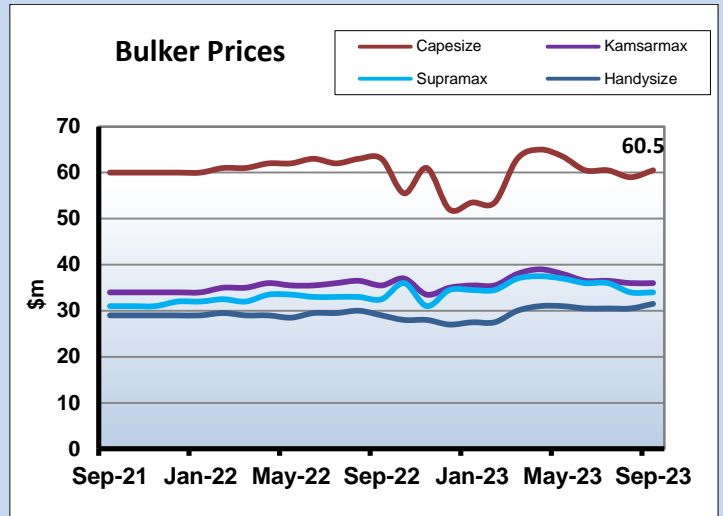
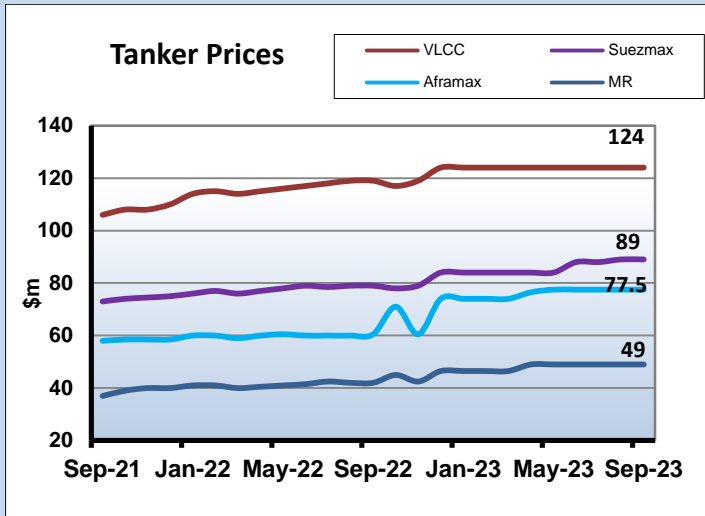
<i>NAME</i>	<i>GT</i>	<i>BLT</i>		<i>Pax</i>	<i>PRICE \$ (MIO)</i>	<i>BUYER</i>
SEAGARD	10488	1999	GERMANY	12	-	CL OF SMYRIL LINE

**OFFSHORE SALES**

<i>NAME</i>	<i>GT</i>	<i>BLT</i>		<i>BOLL. PULL</i>	<i>PRICE \$ (MIO)</i>	<i>BUYER</i>
-	-	-	-	-	-	-



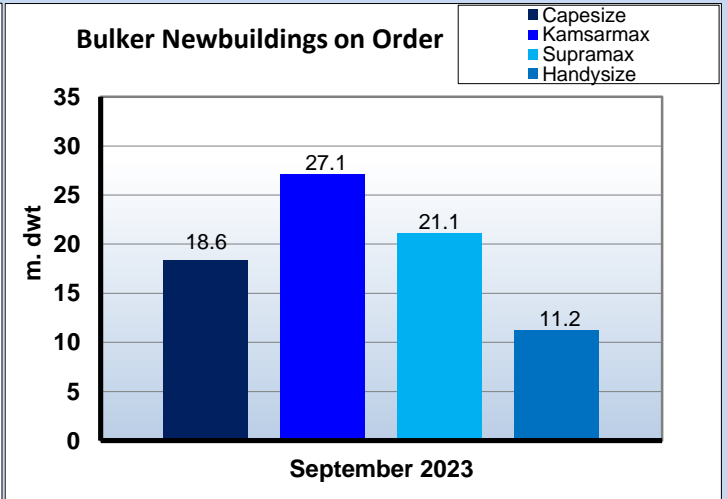
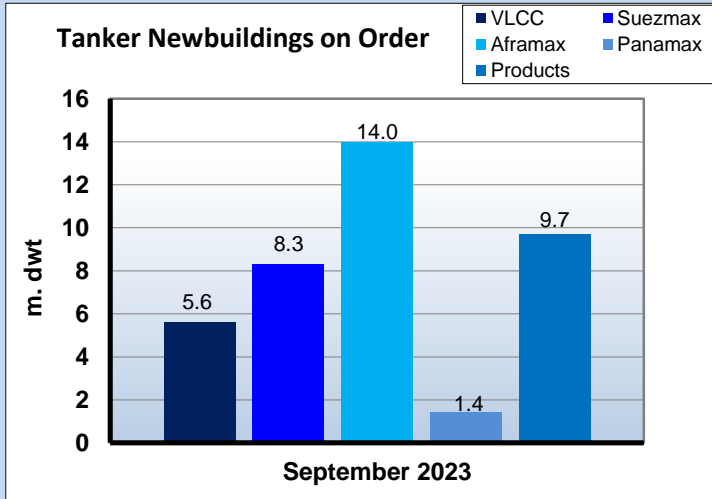
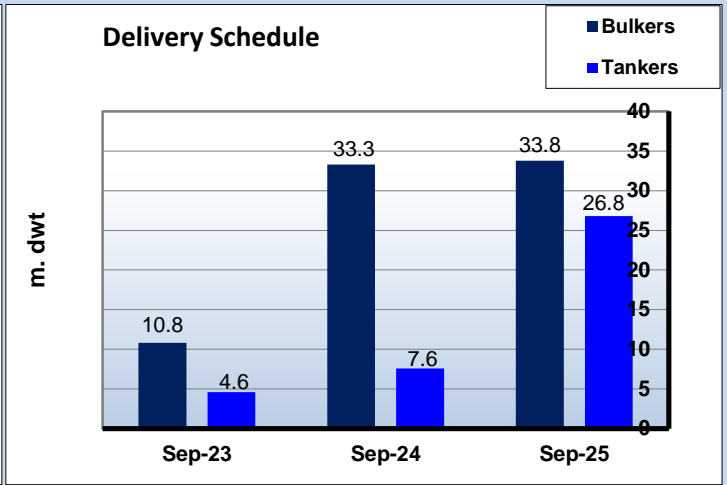
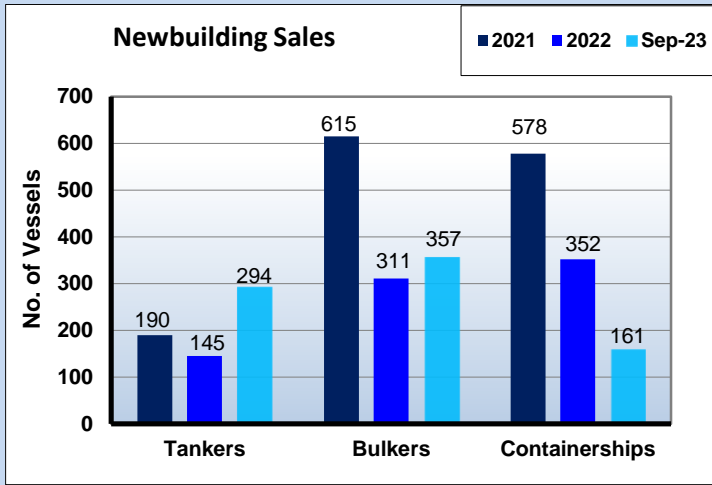
## NEW BUILDING MARKET AND REPORTED CONTRACTS



Dry Bulk Orderbook				
Ship Type	m.Dwt 2023	2024	2025+	Total No. Ships
<b>Capesize</b>	2.4	7.3	8.8	92
<b>Kamsarmax</b>	3.9	9.9	13.3	331
<b>Supra/Hmax</b>	2.6	11.0	7.5	335
<b>Handies</b>	1.9	5.0	4.3	316
<b>Total</b>	10.8	33.3	33.8	1074

Tanker Orderbook				
Ship Type	m.Dwt 2023	2024	2025+	Total No. Ships
<b>ULCC/VLCC</b>	1.2	0.3	4.1	18
<b>Suezmax</b>	0.3	1.3	6.7	53
<b>Aframax</b>	1.8	3.1	9.1	122
<b>Panamax</b>	0.1	0.0	1.2	18
<b>MR + Small</b>	1.1	2.9	5.7	265
<b>Total</b>	4.6	7.6	26.8	476

LPG Orderbook				
Ship Type	,000cb 2023	2024	2025+	Total No. Ships
<b>VLGC</b>	1,433	1,818	4,879	89
<b>LGC</b>	0	45	405	10
<b>MR</b>	365	299	356	28
<b>Handy</b>	30	96	35	28
<b>Small</b>	1	9	4	5
<b>Total m.Dwt</b>	2,482	1,869	5,424	160



DWT in Thousands	Newbuilding Historical Prices (\$m)													
	Sep-23	2022	2021	2020	2019	2018	2017	2016	2010	2005	2000	1995	1990	1985
<b>Tankers</b>														
320 DWT <sup>1</sup>	124	124	110	85.5	95.6	92.4	81.5	84.5	104.8	120	76.5	85.3	87.4	38.2
170 DWT <sup>1</sup>	89	84	75	57	71.7	60.6	55	54.5	66.3	71.5	52.5	54	66.1	28.2
115 DWT <sup>1</sup>	77.5	74	58.5	46.5	55.1	48.1	44	44.5	56	58	41.5	43.3	53.2	18.1
50 DWT <sup>1</sup>	49	46.5	40	34	38.8	36.7	33.8	32.5	36.1	43	29.5	33.2	32.1	13.3
<b>Bulkers</b>														
185 DWT <sup>1</sup>	60.5	51.5	46.5	51.8	50.4	44	42	46	57.2	58.5	40.5	42.3	60.2	29.3
83 DWT <sup>1*</sup>	36	35	26	30.6	28.1	25.5	24.5	25.7	34.3	36	22.5	27.9	30	13.4
64 DWT*	34	34	24	27.4	26.2	24	22.3	24.1	31.1	31	20.5	24.1	25.3	12.4
35 DWT*	31.5	27	23	22.6	23.9	22	19.5	20.3	26.3	25.5	15	19.2	21.3	9.7
<sup>1</sup> Before 2001 sizes to read 280,000 - 140,000 - 95,000 - 40,000 respectively for tankers and 150,000 - 69,000 for Bulkers <sup>2</sup> Single Hull <sup>3</sup> 30,000 DWT +Prior 2017 to read 73 - 76k dwt, 45k dwt & 30k dwt (note: above is for vessels built Japan / Korea, you should also consider US\$ / Yen / Won relation for the years mentioned)														

**Newbuilding Orders**

<i>TYPE</i>	<i>DWT</i>	<i>BUILDER</i>	<i>DELIVERY</i>	<i>PRICE</i> \$	<i>OWNER</i>	<i>NOTES</i>
MPP	5,080	DAMEN YICHANG	DEC 2024	-	FEYZ GROUP	-
MPP	3,800	DAMEN YICHANG	NOV 2024	-	FEYZ GROUP	-
CHEM&OIL	15,000	CMJL (YANGZHOU)	2026	-	SIRIUS SHIPPING	-
CHEM&OIL	15,000	CMJL (YANGZHOU)	2026	-	SIRIUS SHIPPING	-
BULK	82,000	QINGDAO YANGFAN	DEC 2026	-	SEA TRADERS	-
BULK	82,000	QINGDAO YANGFAN	DEC 2026	-	SEA TRADERS	-
BULK	82,000	QINGDAO YANGFAN	DEC 2026	-	SEA TRADERS	-
BULK	82,000	QINGDAO YANGFAN	DEC 2026	-	SEA TRADERS	-
BULK	210,000	QINGDAO BEIHAI SB	DEC 2026	-	EASTERN PACIFIC SHPG	-
BULK	210,000	QINGDAO BEIHAI SB	SEP 2026	-	EASTERN PACIFIC SHPG	-
BULK	210,000	QINGDAO BEIHAI SB	JUL 2026	-	EASTERN PACIFIC SHPG	-
PCC	15,000	MAWEI SB (MAWEI)	2026	-	NEPTUNE SHIPPING	-
PCC	15,000	MAWEI SB (MAWEI)	2026	-	NEPTUNE SHIPPING	-
LPG	62,000	JIANGNAN SY GROUP	2027	-	EASTERN PACIFIC SHPG	-
LPG	62,000	JIANGNAN SY GROUP	2027	-	EASTERN PACIFIC SHPG	-
LPG	58,000	HYUNDAI HI (ULSAN)	SEP 2027	-	CAPITAL GAS	-
LPG	58,000	HYUNDAI HI (ULSAN)	JUL 2027	-	CAPITAL GAS	-
LPG	58,000	HYUNDAI HI (ULSAN)	DEC 2027	-	EASTERN PACIFIC SHPG	-
LPG	58,000	HYUNDAI HI (ULSAN)	OCT 2027	-	EASTERN PACIFIC SHPG	-
ORE	325,000	QINGDAO BEIHAI SB	JUN 2026	-	WINNING INTL	-
ORE	325,000	QINGDAO BEIHAI SB	MAR 2026	-	WINNING INTL	-
LPG	27,500	YANGZI-MITSUI SB	2027	-	LEPTA SHIPPING	-
LPG	27,500	YANGZI-MITSUI SB	2027	-	LEPTA SHIPPING	-
LPG	27,500	YANGZI-MITSUI SB	2027	-	LEPTA SHIPPING	-
LPG	27,500	YANGZI-MITSUI SB	2027	-	LEPTA SHIPPING	-
CHEM&OIL	50,000	SAINTY SB	2025	-	ZHEJIANG FUHUA SHIP	-
BULK	42,300	OSHIMA SHIPBUILD.	MAY 2026	-	MEADWAY SHPG	-
CHEM&OIL	17,999	CMJL (YANGZHOU)	AUG 2026	-	FUREBEAR	-
CHEM&OIL	17,999	CMJL (YANGZHOU)	MAY 2026	-	FUREBEAR	-
TANKER	306,000	DALIAN SHIPBUILDING	DEC 2025	-	CMES SHIPPING	-
BULK	65,700	TSUNEISHI ZOSEN	2027	-	KAMBARA KISEN KK	-
CRUISE	-	FINCANTIERI MONFA.	2028	-	EXPLORA JOURNEYS	-
CRUISE	-	FINCANTIERI MONFA.	2027	-	EXPLORA JOURNEYS	-
BULK	59,990	TAIZHOU HAIBIN	2025	-	ZHEJIANG JINPU	-
BULK	59,990	TAIZHOU HAIBIN	2025	-	ZHEJIANG JINPU	-
BULK	59,990	TAIZHOU HAIBIN	2025	-	ZHEJIANG JINPU	-
BULK	63,000	NEW DAYANG SB	2026	-	AVIC LEASING	-
BULK	63,000	NEW DAYANG SB	2026	-	AVIC LEASING	-
BULK	63,000	NEW DAYANG SB	2026	-	AVIC LEASING	-
BULK	63,000	NEW DAYANG SB	2026	-	AVIC LEASING	-
CONT	110,000	SHANGHAI WAIGAO.	2028	-	CMA CGM	-
CONT	110,000	SHANGHAI WAIGAO.	2028	-	CMA CGM	-
CONT	110,000	SHANGHAI WAIGAO.	2027	-	CMA CGM	-
CONT	110,000	SHANGHAI WAIGAO.	2027	-	CMA CGM	-
CONT	110,000	SHANGHAI WAIGAO.	2027	-	CMA CGM	-
CONT	110,000	SHANGHAI WAIGAO.	2027	-	CMA CGM	-
CONT	110,000	SHANGHAI WAIGAO.	2027	-	CMA CGM	-
CONT	110,000	SHANGHAI WAIGAO.	2027	-	CMA CGM	-
GCARGO	7,000	HUANGHAI SB	2027	-	SKARV SHIPPING	-

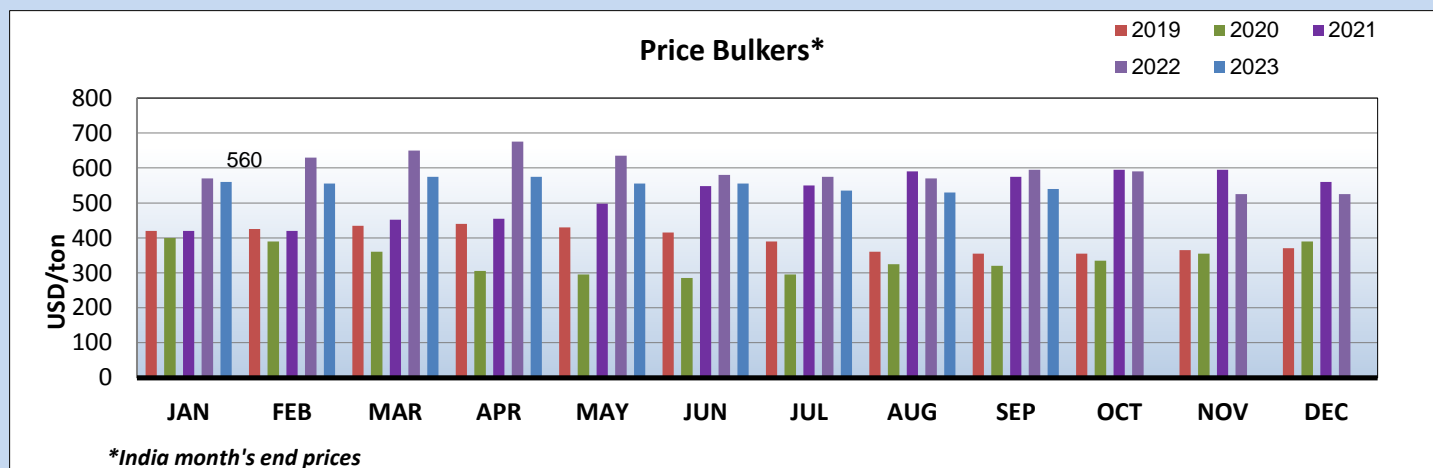
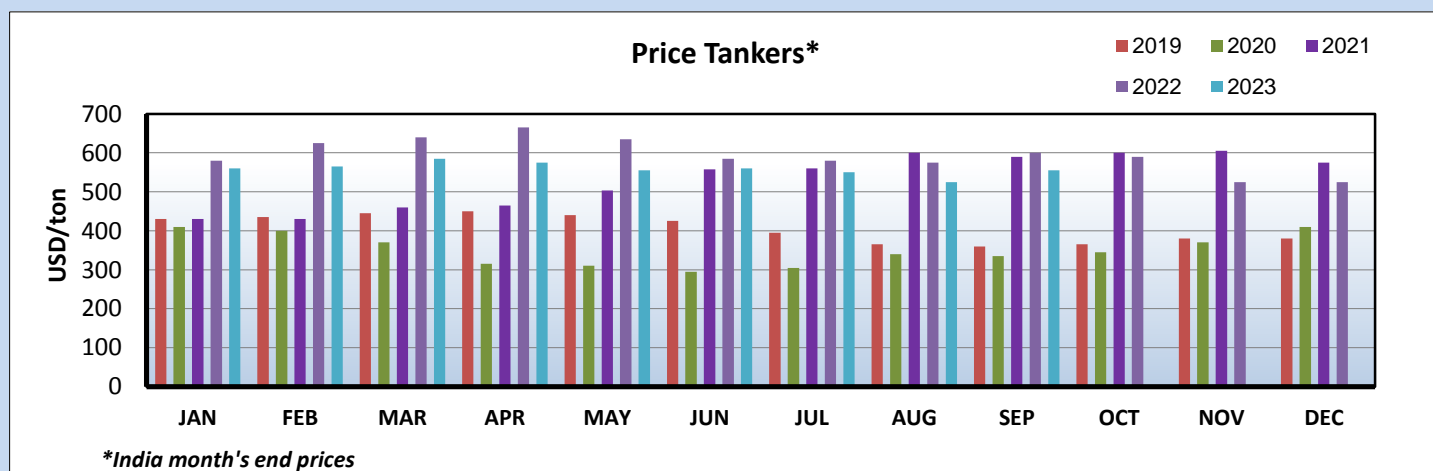
<b>GCARGO</b>	<b>7,000</b>	<b>HUANGHAI SB</b>	<b>2027</b>	<b>-</b>	<b>SKARV SHIPPING</b>	<b>-</b>
<b>GCARGO</b>	<b>7,000</b>	<b>HUANGHAI SB</b>	<b>2027</b>	<b>-</b>	<b>SKARV SHIPPING</b>	<b>-</b>
<b>GCARGO</b>	<b>7,000</b>	<b>HUANGHAI SB</b>	<b>2026</b>	<b>-</b>	<b>SKARV SHIPPING</b>	<b>-</b>
<b>GCARGO</b>	<b>7,000</b>	<b>HUANGHAI SB</b>	<b>JUN 2026</b>	<b>-</b>	<b>SKARV SHIPPING</b>	<b>-</b>
<b>GCARGO</b>	<b>7,000</b>	<b>HUANGHAI SB</b>	<b>MAR 2026</b>	<b>-</b>	<b>SKARV SHIPPING</b>	<b>-</b>
<b>GCARGO</b>	<b>7,000</b>	<b>HUANGHAI SB</b>	<b>DEC 2025</b>	<b>-</b>	<b>SKARV SHIPPING</b>	<b>-</b>
<b>GCARGO</b>	<b>7,000</b>	<b>HUANGHAI SB</b>	<b>AUG 2025</b>	<b>-</b>	<b>SKARV SHIPPING</b>	<b>-</b>

## DEMOLITION MARKET

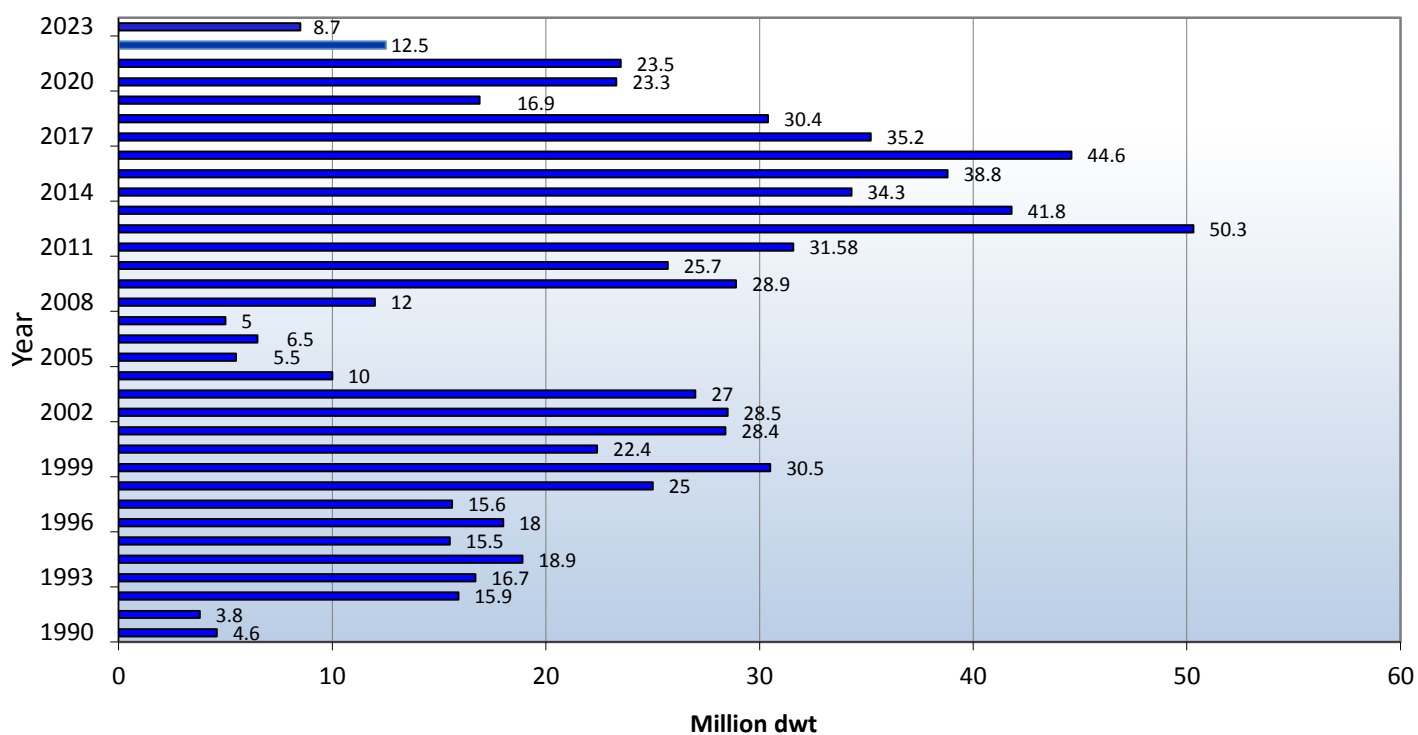
### \* MONTH'S END PRICES

Demolition Prices		
	Gen Cargo	Tanker
<b>India</b>	<b>560/lt Ldt</b>	<b>555/lt Ldt</b>
<b>Bangladesh</b>	<b>525/lt Ldt</b>	<b>525/lt Ldt</b>
<b>Pakistan</b>	<b>550/lt Ldt</b>	<b>545/lt Ldt</b>
<b>Turkey</b>	<b>315/lt Ldt</b>	<b>315/lt Ldt</b>

### Demolition Historical Data

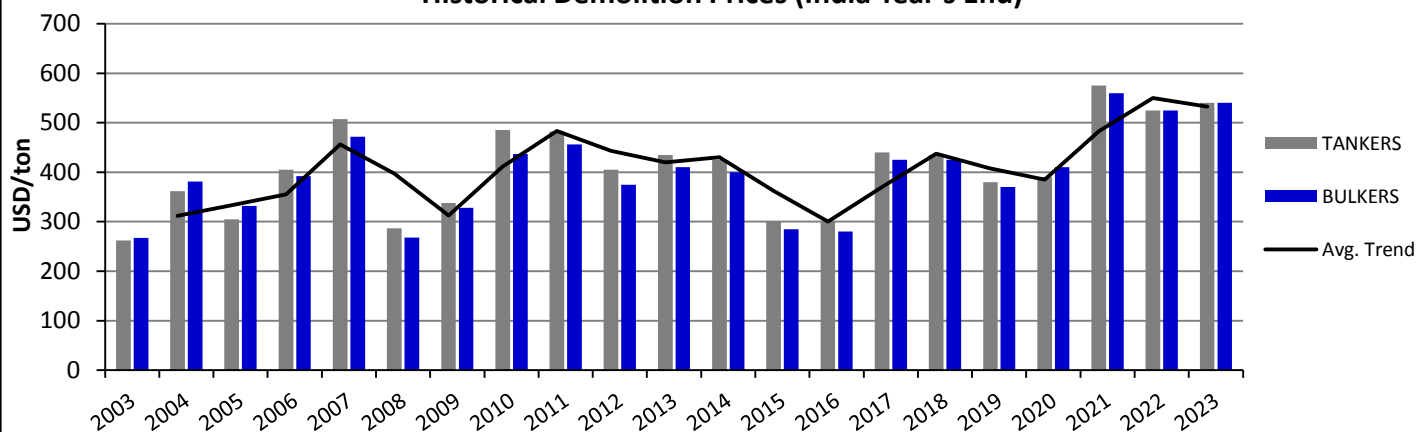


### Total Demolition (Dwt)



\* Bss reported sales

### Historical Demolition Prices (India Year's End)



HISTORICAL DEMOLITION PRICES (*Indian Year's End)																			
	2005	2006	2007	2008	2009	2010	2011	2012	2013	2014	2015	2016	2017	2018	2019	2020	2021	2022	CURR
<b>WET</b>	<b>302</b>	<b>405</b>	<b>507</b>	<b>287</b>	<b>338</b>	<b>485</b>	<b>482</b>	<b>405</b>	<b>435</b>	<b>425</b>	<b>300</b>	<b>300</b>	<b>440</b>	<b>435</b>	<b>380</b>	<b>410</b>	<b>575</b>	<b>525</b>	<b>540</b>
<b>DRY</b>	<b>332</b>	<b>392</b>	<b>472</b>	<b>268</b>	<b>328</b>	<b>437</b>	<b>456</b>	<b>375</b>	<b>410</b>	<b>400</b>	<b>285</b>	<b>280</b>	<b>425</b>	<b>425</b>	<b>370</b>	<b>390</b>	<b>560</b>	<b>525</b>	<b>540</b>

**India**

<i>TYPE</i>	<i>NAME</i>	<i>DWT</i>	<i>BLT</i>	<i>LDT</i>	<i>PRICE \$/LDT</i>	<i>COMMENTS</i>
MISC	ALDO	-	1993	-	-	-
BULK	HASEEN	46,750	1998	7,635	-	-
TANK	AUSTIN LII	6,720	1986	2,402	-	-
GAS	WHITE PURL	11,832	1972	-	-	-
TANK	MARITIME RIYAL	45,363	1998	-	-	-
TWEEN	MSC MARIA	9,355	1993	-	547	-
CONT	FORTUNE TRADER	24,444	1994	-	612	-
CONT	UNI ASPIRE	15,511	1998	-	575	-
BULK	TYCOON	74,717	2000	12,000	570	-

**Bangladesh**

<i>TYPE</i>	<i>NAME</i>	<i>DWT</i>	<i>BLT</i>	<i>LDT</i>	<i>PRICE \$/LDT</i>	<i>COMMENTS</i>
RORO	DAPITAN BAY 1	4,485	1992	-	-	-
TANK	YI DING 9	5,463	2006	-	-	-
BULK	FATEMA JAHAN	45,694	1995	-	-	-
TANK	SIRITANASIN	2,050	1987	-	-	-
REEF	EXPRESS 6	2,769	1979	-	-	-
BULK	KEMA	7,130	1987	2,985	-	-
BULK	ABDULLAH	45,653	1996	-	-	-

**Pakistan**

<i>TYPE</i>	<i>NAME</i>	<i>DWT</i>	<i>BLT</i>	<i>LDT</i>	<i>PRICE \$/LDT</i>	<i>COMMENTS</i>
BULK	SOTIRIA	75,265	1997	11,588	545	-

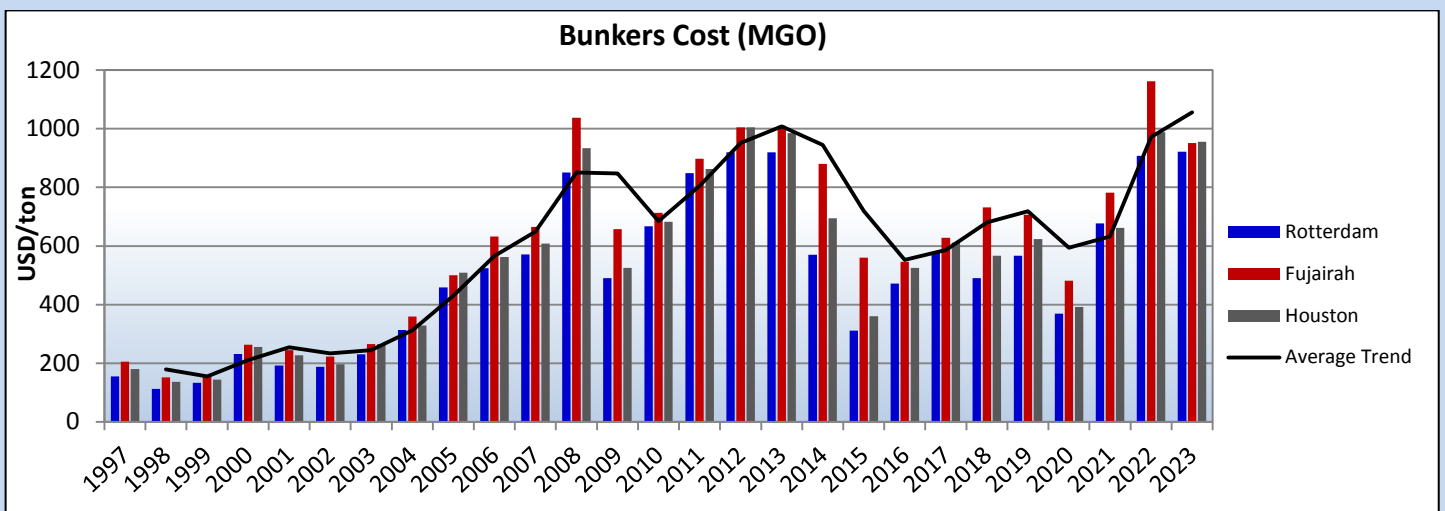
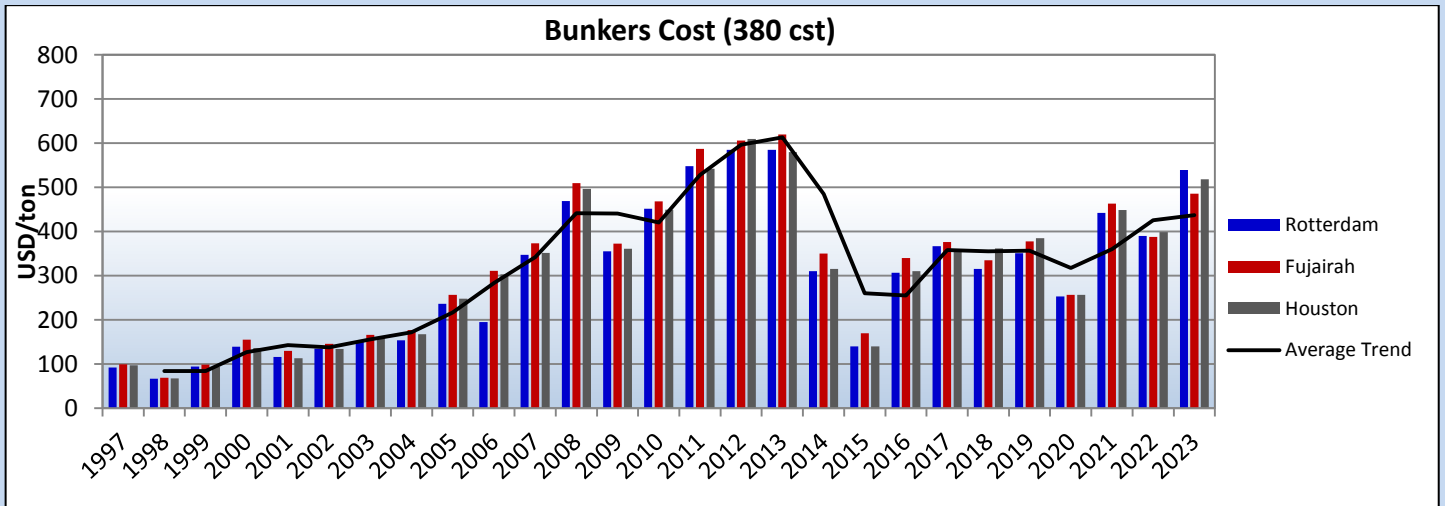
**Turkey**

<i>TYPE</i>	<i>NAME</i>	<i>DWT</i>	<i>BLT</i>	<i>LDT</i>	<i>PRICE \$/LDT</i>	<i>COMMENTS</i>
TWEEN	SOUMAYA-J	3,720	1971	-	-	-
RORO	TAXIARCHIS	4,333	1976	-	-	-
TUG	BUCCANEER	1,869	1981	-	-	-

**Other**

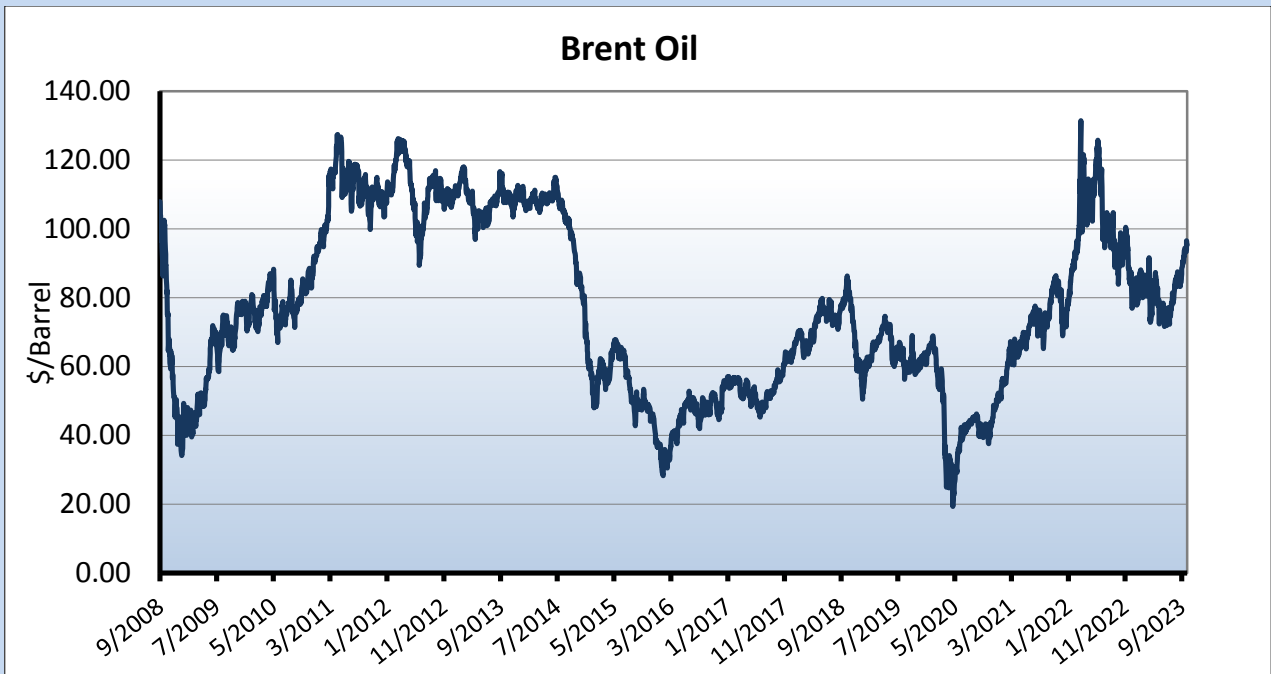
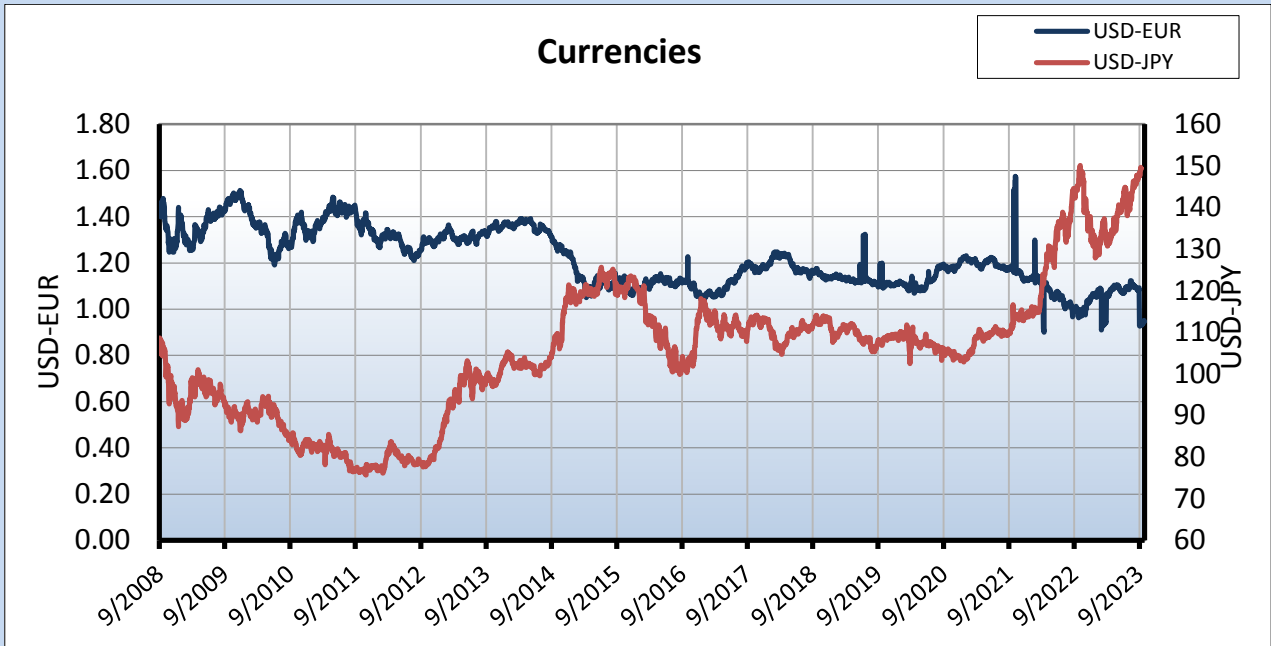
<i>TYPE</i>	<i>NAME</i>	<i>DWT</i>	<i>BLT</i>	<i>LDT</i>	<i>PRICE \$/LDT</i>	<i>COMMENTS</i>
CONT	GSS YANGON	18,166	1993	5,886	-	-
BULK	YA TAI 1	71,259	1995	-	475	-
BULK	WINNING JOY	172,964	1999	-	510	-
CONT	MERATUS MEDAN 3	22,734	1990	6,776	-	-
CONT	EVER DEVOTE	55,604	1998	-	550	-
CONT	CHERRY	16,544	1998	6,499	545	-
BULK	APJ MAHADEVA	74,677	2000	12,660	480	-
TUG	SEA SAILOR	893	1975	-	-	-

## HISTORICAL BUNKER PRICES



	<b>HISTORICAL BUNKER PRICES</b>					
	<b>Rotterdam</b>		<b>Fujairah</b>		<b>Houston</b>	
	<b>380 cst</b>	<b>MGO</b>	<b>380 cst</b>	<b>MGO</b>	<b>380 cst</b>	<b>MGO</b>
<b>2003</b>	<b>151</b>	<b>230.4</b>	<b>166.3</b>	<b>265.2</b>	<b>160.2</b>	<b>265.1</b>
<b>2004</b>	<b>154</b>	<b>313.4</b>	<b>176.7</b>	<b>359.3</b>	<b>167.3</b>	<b>328.7</b>
<b>2005</b>	<b>236</b>	<b>458.4</b>	<b>256.6</b>	<b>500.1</b>	<b>248.3</b>	<b>508.5</b>
<b>2006</b>	<b>195</b>	<b>524.1</b>	<b>310.9</b>	<b>631.8</b>	<b>303</b>	<b>562.3</b>
<b>2007</b>	<b>347</b>	<b>571.3</b>	<b>373.7</b>	<b>664.7</b>	<b>351.8</b>	<b>608.6</b>
<b>2008</b>	<b>469</b>	<b>850.7</b>	<b>509.4</b>	<b>1037.7</b>	<b>496.8</b>	<b>933.2</b>
<b>2009</b>	<b>355</b>	<b>490.6</b>	<b>372.8</b>	<b>657</b>	<b>360.7</b>	<b>525</b>
<b>2010</b>	<b>452</b>	<b>667.1</b>	<b>468.2</b>	<b>712.9</b>	<b>449.3</b>	<b>683</b>
<b>2011</b>	<b>548</b>	<b>848.6</b>	<b>587.5</b>	<b>897.5</b>	<b>542.1</b>	<b>862.4</b>
<b>2012</b>	<b>585</b>	<b>920</b>	<b>606</b>	<b>1005</b>	<b>610</b>	<b>1005</b>
<b>2013</b>	<b>585</b>	<b>920</b>	<b>620</b>	<b>1010</b>	<b>580</b>	<b>985</b>
<b>2014</b>	<b>310</b>	<b>570</b>	<b>350</b>	<b>880</b>	<b>315</b>	<b>695</b>
<b>2015</b>	<b>140</b>	<b>311</b>	<b>170</b>	<b>560</b>	<b>140</b>	<b>360</b>
<b>2016</b>	<b>307</b>	<b>472</b>	<b>340</b>	<b>546</b>	<b>310</b>	<b>525</b>
<b>2017</b>	<b>367</b>	<b>579</b>	<b>376</b>	<b>627.5</b>	<b>356</b>	<b>612</b>
<b>2018</b>	<b>315</b>	<b>490</b>	<b>335</b>	<b>732</b>	<b>362</b>	<b>567</b>
<b>2019</b>	<b>290.4</b>	<b>607.2</b>	<b>290.3</b>	<b>760.3</b>	<b>342</b>	<b>647.8</b>
<b>2020</b>	<b>302</b>	<b>426</b>	<b>312</b>	<b>474</b>	<b>296</b>	<b>461.75</b>
<b>2021</b>	<b>442.5</b>	<b>677</b>	<b>463</b>	<b>782</b>	<b>449</b>	<b>661.5</b>
<b>03-10-23</b>	<b>538</b>	<b>960</b>	<b>488</b>	<b>995</b>	<b>517</b>	<b>995</b>

## MARKET INDICATORS





	GBP	CAD	EUR	JPY	CHF	USD	AUD
GBP	1	0.6037	0.8674	0.0055	0.8984	0.8275	0.5230
CAD	1.6564	1	1.4367	0.0092	1.4880	1.3706	0.8662
EUR	1.1529	0.6961	1	0.0064	1.0357	0.9540	0.6029
JPY	181.0091	109.2806	156.9994	1	162.6099	149.7800	94.6610
CHF	1.1131	0.6720	0.9655	0.0062	1	0.9210	0.5827
USD	1.2092	0.7302	1.0488	0.0067	1.0858	1	0.6327
AUD	1.9112	1.1542	1.6577	0.0106	1.7161	1.5805	1

\* 03/10/2023 values

#### STOCK WATCH

NAME	TICKET	THIS MONTH*	LAST MONTH	CHANGE %	52w HIGH	52w LOW
Capital Product Partners	CPLP	13.90	14.90	-6.71%	16.10	11.93
Diana Shipping Inc.	DSX	3.50	3.62	-3.31%	4.85	3.36
Dynagas LNG Partners LP	DLNG	2.58	2.73	-5.49%	3.30	2.08
Eagle Bulk Shipping Inc.	EGLE	42.23	44.03	-4.09%	67.09	39.15
Euroseas Ltd.	ESEA	27.14	28.16	-3.62%	28.55	16.88
Costamare Inc.	CMRE	9.49	10.42	-8.93%	11.85	7.71
Navios Maritime Holdings	NM	2.00	1.65	21.21%	2.97	1.47
GasLog Ltd.	GLOG	25.18	24.68	2.03%	25.38	21.42
Safe Bulkers Inc.	SB	3.30	3.2	3.12%	3.85	2.45
Star Bulk Carriers Corp.	SBLK	19.20	17.62	8.97%	25.03	16.57
Stealthgas Inc.	GASS	5.09	4.91	3.67%	5.90	2.51
TEN Inc.	TNP	20.39	20.47	-0.39%	24.78	14.36
TOP Ships Inc.	TOPS	6.99	9.00	-22.33%	139.20	6.49
Danaos Corporation	DAC	65.91	67.39	-2.20%	71.65	51.10

\* 03/10/2023 values

~~~~~

Disclaimer: Information and data that appear in this report have been obtained from various sources which are believed to be correct and reliable. However, Athenian Shipbrokers S.A. does not guarantee their accuracy or completeness and therefore cannot be held liable for any loss incurred as a result of reliance in any way whatsoever on the information contained herein.

**Kind Regards,**



**ATHENIAN SHIPBROKERS S.A.**